



Discover Psychology 2.0 - A Brief Introductory Text



Copyright

Copyright © 2024 by Diener Education Fund. This material is licensed under the Creative Commons Attribution-NonCommercial-ShareAlike 4.0 International License. To view a copy of this license, visit https://creativecommons.org/licenses/by-nc-sa/4.0/deed.en_US.



The Internet addresses listed in the text were accurate at the time of publication. The inclusion of a Website does not indicate an endorsement by the authors or the Diener Education Fund, and the Diener Education Fund does not guarantee the accuracy of the information presented at these sites.

Contact Information:

Noba Project
www.nobaproject.com
info@nobaproject.com

Contents

About Noba & Acknowledgements	5
Introduction to Psychology as a Science	6
1 Why Science? <i>Edward Diener</i>	7
Research in Psychology	18
2 Research Designs <i>Christie Napa Scollon</i>	19
3 Conducting Psychology Research in the Real World <i>Matthias R. Mehl</i>	35
Biology as the Basis of Behavior	53
4 The Brain and Nervous System <i>Robert Biswas-Diener</i>	54
5 Evolutionary Theories in Psychology <i>David M. Buss</i>	70
6 The Nature-Nurture Question <i>Eric Turkheimer</i>	85
7 Gender <i>Christia Spears Brown, Jennifer A. Jewell & Michelle J. Tam</i>	98
Developmental Psychology	114
8 Cognitive Development in Childhood <i>Robert Siegler</i>	115
9 Social and Personality Development in Childhood <i>Ross Thompson</i>	130
10 Aging <i>Tara Queen & Jacqui Smith</i>	145
Sensation and Perception	162

11	Sensation and Perception <i>Adam John Privitera</i>	163
	Consciousness	187
12	States of Consciousness <i>Robert Biswas-Diener & Jake Teeny</i>	188
	Learning	209
13	Conditioning and Learning <i>Mark E. Bouton</i>	210
	Memory	236
14	Memory (Encoding, Storage, Retrieval) <i>Kathleen B. McDermott & Henry L. Roediger</i>	237
15	Eyewitness Testimony and Memory Biases <i>Cara Laney & Elizabeth F. Loftus</i>	261
	Cognition, Language and Intelligence	275
16	Judgment and Decision Making <i>Max H. Bazerman</i>	276
17	Language and Language Use <i>Yoshihisa Kashima</i>	291
18	Intelligence <i>Robert Biswas-Diener</i>	306
	Emotion and Motivation	321
19	Drive States <i>Sudeep Bhatia & George Loewenstein</i>	322
20	Culture and Emotion <i>Jeanne Tsai</i>	335
21	Motives and Goals <i>Ayelet Fishbach & Maferima Touré-Tillery</i>	358
	Personality	373
22	Personality Traits <i>Edward Diener & Richard E. Lucas</i>	374

23	Personality Assessment <i>David Watson</i>	392
24	Self and Identity <i>Dan P. McAdams</i>	412
	Psychological Disorders	431
25	Anxiety and Related Disorders <i>David H. Barlow & Kristen K. Ellard</i>	432
26	Mood Disorders <i>Anda Gershon & Renee Thompson</i>	452
27	Schizophrenia Spectrum Disorders <i>Deanna M. Barch</i>	475
28	Personality Disorders <i>Cristina Crego & Thomas Widiger</i>	496
	Therapies	511
29	Therapeutic Orientations <i>Hannah Boettcher, Stefan G. Hofmann & Q. Jade Wu</i>	512
30	Psychopharmacology <i>Susan Barron</i>	532
	Social Psychology	546
31	Social Cognition and Attitudes <i>Yanine D. Hess & Cynthia L. Pickett</i>	547
32	Conformity and Obedience <i>Jerry M. Burger</i>	568
33	Persuasion: So Easily Fooled <i>Robert V. Levine</i>	582
34	Prejudice, Discrimination, and Stereotyping <i>Susan T. Fiske</i>	603
	Psychological Health	619
35	Happiness: The Science of Subjective Well-Being <i>Edward Diener</i>	620
36	The Healthy Life <i>Emily Hooker & Sarah Pressman</i>	637

About Noba

The Diener Education Fund (DEF) is a non-profit organization founded with the mission of re-inventing higher education to serve the changing needs of students and professors. The initial focus of the DEF is on making information, especially of the type found in textbooks, widely available to people of all backgrounds. This mission is embodied in the Noba project.

Noba is an open and free online platform that provides high-quality, flexibly structured textbooks and educational materials. The goals of Noba are three-fold:

- To reduce financial burden on students by providing access to free educational content
- To provide instructors with a platform to customize educational content to better suit their curriculum
- To present material written by a collection of experts and authorities in the field

The Diener Education Fund was co-founded by Drs. Ed and Carol Diener. Ed was a professor emeritus at the University of Illinois, Urbana Champaign, and a professor at University of Virginia and the University of Utah, and a senior scientist at the Gallup Organization but passed away in April 2021. For more information, please see <http://noba.to/78vdj2x5>. Carol Diener is the former director of the Mental Health Worker and the Juvenile Justice Programs at the University of Illinois. Both Ed and Carol are award- winning university teachers.

Acknowledgements

The Diener Education Fund would like to acknowledge the following individuals and companies for their contribution to the Noba Project: Robert Biswas-Diener as Managing Editor, Peter Lindberg as the former Operations Manager, and Nadezhda Lyubchik as the current Operations Manager; The Other Firm for user experience design and web development; Sockeye Creative for their work on brand and identity development; Arthur Mount for illustrations; Chad Hurst for photography; EEI Communications for manuscript proofreading; Marissa Diener, Shigehiro Oishi, Daniel Simons, Robert Levine, Lorin Lachs and Thomas Sander for their feedback and suggestions in the early stages of the project.

Introduction to Psychology as a Science

1

Why Science?

Edward Diener

Scientific research has been one of the great drivers of progress in human history, and the dramatic changes we have seen during the past century are due primarily to scientific findings—modern medicine, electronics, automobiles and jets, birth control, and a host of other helpful inventions. Psychologists believe that scientific methods can be used in the behavioral domain to understand and improve the world. Although psychology trails the biological and physical sciences in terms of progress, we are optimistic based on discoveries to date that scientific psychology will make many important discoveries that can benefit humanity. This module outlines the characteristics of the science, and the promises it holds for understanding behavior. The ethics that guide psychological research are briefly described. It concludes with the reasons you should learn about scientific psychology

Learning Objectives

- Describe how scientific research has changed the world.
- Describe the key characteristics of the scientific approach.
- Discuss a few of the benefits, as well as problems that have been created by science.
- Describe several ways that psychological science has improved the world.
- Describe a number of the ethical guidelines that psychologists follow.

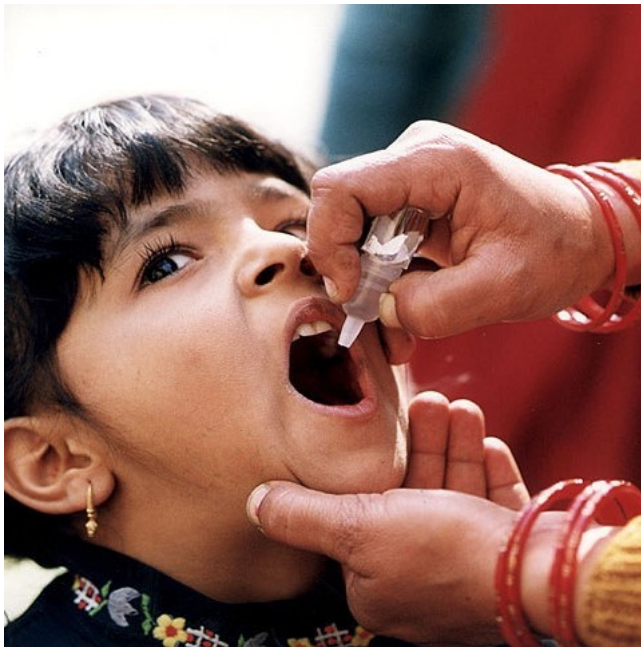
Scientific Advances and World Progress

There are many people who have made positive contributions to humanity in modern times.

Take a careful look at the names on the following list. Which of these individuals do you think has helped humanity the most?

1. Mother Teresa
2. Albert Schweitzer
3. Edward Jenner
4. Norman Borlaug
5. Fritz Haber

The usual response to this question is “Who on earth are Jenner, Borlaug, and Haber?” Many people know that Mother Teresa helped thousands of people living in the slums of Kolkata (Calcutta). Others recall that Albert Schweitzer opened his famous hospital in Africa and went on to earn the Nobel Peace Prize. The other three historical figures, on the other hand, are far less well known. Jenner, Borlaug, and Haber were scientists whose research discoveries saved millions, and even billions, of lives. Dr. Edward Jenner is often considered the “father of immunology” because he was among the first to conceive of and test vaccinations. His pioneering work led directly to the eradication of smallpox. Many other diseases have been



Due to the breakthrough work of Dr. Edward Jenner, millions of vaccinations are now administered around the world every year preventing the spread of many treatable diseases while saving the lives of people of all ages. [Image: CDC Global Health, <https://goo.gl/hokiWz>, CC BY 2.0, <https://goo.gl/9uSnqN>]

greatly reduced because of vaccines discovered using science—measles, pertussis, diphtheria, tetanus, typhoid, cholera, polio, hepatitis—and all are the legacy of Jenner. Fritz Haber and Norman Borlaug saved more than a billion human lives. They created the “Green Revolution” by producing hybrid agricultural crops and synthetic fertilizer. Humanity can now produce food for the seven billion people on the planet, and the starvation that does occur is related to political and economic factors rather than our collective ability to produce food.

If you examine major social and technological changes over the past century most of them can be directly attributed to science. The world in 1914 was very different than the one we see

today (Easterbrook, 2003). There were few cars and most people traveled by foot, horseback, or carriage. There were no radios, televisions, birth control pills, artificial hearts or antibiotics. Only a small portion of the world had telephones, refrigeration or electricity. These days we find that 80% of all households have television and 84% have electricity. It is estimated that three quarters of the world's population has access to a mobile phone! Life expectancy was 47 years in 1900 and 79 years in 2010. The percentage of hungry and malnourished people in the world has dropped substantially across the globe. Even average levels of I.Q. have risen dramatically over the past century due to better nutrition and schooling.

All of these medical advances and technological innovations are the direct result of scientific research and understanding. In the modern age it is easy to grow complacent about the advances of science but make no mistake about it—science has made fantastic discoveries, and continues to do so. These discoveries have completely changed our world.

What Is Science?

What is this process we call “science,” which has so dramatically changed the world? Ancient people were more likely to believe in magical and supernatural explanations for natural phenomena such as solar eclipses or thunderstorms. By contrast, scientifically minded people try to figure out the natural world through testing and observation. Specifically, science is the use of systematic observation in order to acquire knowledge. For example, children in a science class might combine vinegar and baking soda to observe the bubbly chemical reaction. These empirical methods are wonderful ways to learn about the physical and biological world. Science is not magic—it will not solve all human problems, and might not answer all our questions about behavior. Nevertheless, it appears to be the most powerful method we have for acquiring knowledge about the observable world. The essential elements of science are as follows:

1. *Systematic observation is the core of science.* Scientists observe the world, in a very organized way. We often measure the phenomenon we are observing. We record our observations so that memory biases are less likely to enter in to our conclusions. We are systematic in that we try to observe under controlled conditions, and also systematically vary the conditions of our observations so that we can see variations in the phenomena and understand when they occur and do not occur.
2. *Observation leads to hypotheses we can test.* When we develop hypotheses and theories, we state them in a way that can be tested. For example, you might make the claim that candles made of paraffin wax burn more slowly than do candles of the exact same size and shape made from bee's wax. This claim can be readily tested by timing the burning speed of

candles made from these materials.

3. *Science is democratic.* People in ancient times may have been willing to accept the views of their kings or pharaohs as absolute truth. These days, however, people are more likely to want to be able to form their own opinions and debate conclusions. Scientists are skeptical and have open discussions about their observations and theories. These debates often occur as scientists publish competing findings with the idea that the best data will win the argument.

4. *Science is cumulative.* We can learn the important truths discovered by earlier scientists and build on them. Any physics student today knows more about physics than Sir Isaac Newton did even though Newton was possibly the most brilliant physicist of all time. A crucial aspect of scientific progress is that after we learn of earlier advances, we can build upon them and move farther along the path of knowledge.



Systematic observation is the core of science. [Image: CVI Neuro, <https://goo.gl/Avbju7>, CC BY-SA 3.0, <https://goo.gl/uhHola>]

Psychology as a Science

Even in modern times many people are skeptical that psychology is really a science. To some degree this doubt stems from the fact that many psychological phenomena such as depression, intelligence, and prejudice do not seem to be directly observable in the same way that we can observe the changes in ocean tides or the speed of light. Because thoughts and feelings are invisible many early psychological researchers chose to focus on behavior. You might have noticed that some people act in a friendly and outgoing way while others appear to be shy and withdrawn. If you have made these types of observations then you are acting just like early psychologists who used behavior to draw inferences about various types of personality. By using behavioral measures and rating scales it is possible to measure thoughts and feelings. This is similar to how other researchers explore “invisible” phenomena such as the way that educators measure academic performance or economists measure quality of life.

One important pioneering researcher was Francis Galton, a cousin of Charles Darwin who lived in England during the late 1800s. Galton used patches of color to test people’s ability to distinguish between them. He also invented the self-report questionnaire, in which people

offered their own expressed judgments or opinions on various matters. Galton was able to use self-reports to examine—among other things—people's differing ability to accurately judge distances.



In 1875 Francis Galton did pioneering studies of twins to determine how much the similarities and differences in twins were affected by their life experiences. In the course of this work he coined the phrase "Nature versus Nurture". [Image: XT Inc., <https://goo.gl/F1Wvu7>, CC BY-NC-SA 2.0, <https://goo.gl/Toc0ZF>]

Although he lacked a modern understanding of genetics Galton also had the idea that scientists could look at the behaviors of identical and fraternal twins to estimate the degree to which genetic and social factors contribute to personality; a puzzling issue we currently refer to as the "nature-nurture question."

In modern times psychology has become more sophisticated. Researchers now use better measures, more sophisticated study designs and better statistical analyses to explore human nature. Simply take the example of studying the emotion of happiness. How would you go about studying happiness? One straightforward method is to simply ask people about their happiness and to have them use a numbered scale to indicate their feelings. There are, of course, several

problems with this. People might lie about their happiness, might not be able to accurately report on their own happiness, or might not use the numerical scale in the same way. With these limitations in mind modern psychologists employ a wide range of methods to assess happiness. They use, for instance, "peer report measures" in which they ask close friends and family members about the happiness of a target individual. Researchers can then compare these ratings to the self-report ratings and check for discrepancies. Researchers also use memory measures, with the idea that dispositionally positive people have an easier time recalling pleasant events and negative people have an easier time recalling unpleasant events. Modern psychologists even use biological measures such as saliva cortisol samples (cortisol is a stress related hormone) or fMRI images of brain activation (the left pre-frontal cortex is one area of brain activity associated with good moods).

Despite our various methodological advances it is true that psychology is still a very young science. While physics and chemistry are hundreds of years old psychology is barely a hundred

and fifty years old and most of our major findings have occurred only in the last 60 years. There are legitimate limits to psychological science but it is a science nonetheless.

Psychological Science is Useful

Psychological science is useful for creating interventions that help people live better lives. A growing body of research is concerned with determining which therapies are the most and least effective for the treatment of psychological disorders.

For example, many studies have shown that cognitive behavioral therapy can help many people suffering from depression and anxiety disorders (Butler, Chapman, Forman, & Beck, 2006; Hoffman & Smits, 2008). In contrast, research reveals that some types of therapies actually might be harmful on average (Lilienfeld, 2007).

In organizational psychology, a number of psychological interventions have been found by researchers to produce greater productivity and satisfaction in the workplace (e.g., Guzzo, Jette, & Katzell, 1985). Human factor engineers have greatly increased the safety and utility of the products we use. For example, the human factors psychologist Alphonse Chapanis and other researchers redesigned the cockpit controls of aircraft to make them less confusing and easier to respond to, and this led to a decrease in pilot errors and crashes.

Forensic sciences have made courtroom decisions more valid. We all know of the famous cases of imprisoned persons who have been exonerated because of DNA evidence. Equally dramatic cases hinge on psychological findings. For instance, psychologist Elizabeth Loftus has conducted research demonstrating the limits and unreliability of eyewitness testimony and memory. Thus, psychological findings are having practical importance in the world outside the laboratory. Psychological science has experienced enough success to demonstrate that it works, but there remains a huge amount yet to be learned.



Cognitive Behavioral Therapy has shown to be effective in treating a variety of conditions, including depression. [Image: SalFalco, <https://goo.gl/3knLoj>, CC BY-NC 2.0, <https://goo.gl/HEXbAA>]

Ethics of Scientific Psychology

Psychology differs somewhat from the natural sciences such as chemistry in that researchers conduct studies with human research participants. Because of this there is a natural tendency to want to guard research participants against potential psychological harm. For example, it might be interesting to see how people handle ridicule but it might not be advisable to ridicule research participants.

Scientific psychologists follow a specific set of guidelines for research known as a code of ethics. There are extensive ethical guidelines for how human participants should be treated in psychological research (Diener & Crandall, 1978; Sales & Folkman, 2000). Following are a few highlights:

1. *Informed consent*. In general, people should know when they are involved in research, and understand what will happen to them during the study. They should then be given a free choice as to whether to participate.
2. *Confidentiality*. Information that researchers learn about individual participants should not be made public without the consent of the individual.
3. *Privacy*. Researchers should not make observations of people in private places such as their bedrooms without their knowledge and consent. Researchers should not seek confidential information from others, such as school authorities, without consent of the participant or his or her guardian.
4. *Benefits*. Researchers should consider the benefits of their proposed research and weigh these against potential risks to the participants. People who participate in psychological studies should be exposed to risk only if they fully understand these risks and only if the likely benefits clearly outweigh the risks.
5. *Deception*. Some researchers need to deceive participants in order to hide the true nature of the study. This is typically done to prevent participants from modifying their behavior

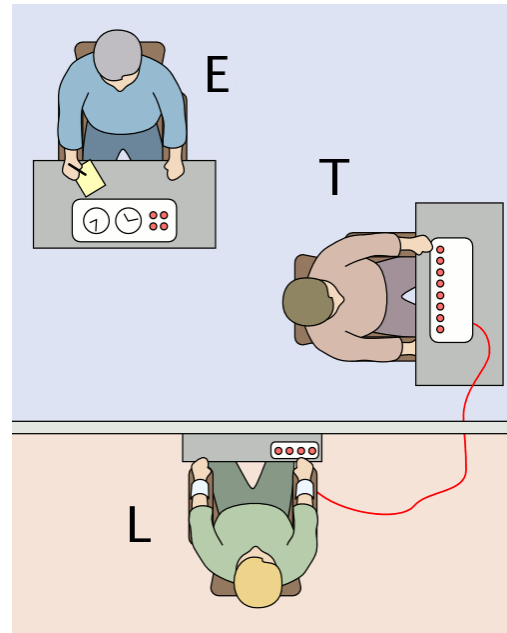


Diagram of the Milgram Experiment in which the "teacher" (T) was asked to deliver a (supposedly) painful electric shock to the "learner" (L). Would this experiment be approved by a review board today? [Image: Fred the Oyster, <https://goo.gl/ZlbQz1>, CC BY-SA 4.0, <https://goo.gl/X3i0tq>]

in unnatural ways. Researchers are required to “debrief” their participants after they have completed the study. Debriefing is an opportunity to educate participants about the true nature of the study.

Why Learn About Scientific Psychology?

I once had a psychology professor who asked my class why we were taking a psychology course. Our responses give the range of reasons that people want to learn about psychology:

1. To understand ourselves
2. To understand other people and groups
3. To be better able to influence others, for example, in socializing children or motivating employees
4. To learn how to better help others and improve the world, for example, by doing effective psychotherapy
5. To learn a skill that will lead to a profession such as being a social worker or a professor
6. To learn how to evaluate the research claims you hear or read about
7. Because it is interesting, challenging, and fun! People want to learn about psychology because this is exciting in itself, regardless of other positive outcomes it might have. Why do we see movies? Because they are fun and exciting, and we need no other reason. Thus, one good reason to study psychology is that it can be rewarding in itself.

Conclusions

The science of psychology is an exciting adventure. Whether you will become a scientific psychologist, an applied psychologist, or an educated person who knows about psychological research, this field can influence your life and provide fun, rewards, and understanding. My hope is that you learn a lot from the modules in this e-text, and also that you enjoy the experience! I love learning about psychology and neuroscience, and hope you will too!

Outside Resources

Web: Science Heroes- A celebration of people who have made lifesaving discoveries.

http://www.scienceheroes.com/index.php?option=com_content&view=article&id=258&Itemid=27

Discussion Questions

1. Some claim that science has done more harm than good. What do you think?
2. Humanity is faced with many challenges and problems. Which of these are due to human behavior, and which are external to human actions?
3. If you were a research psychologist, what phenomena or behaviors would most interest you?
4. Will psychological scientists be able to help with the current challenges humanity faces, such as global warming, war, inequality, and mental illness?
5. What can science study and what is outside the realm of science? What questions are impossible for scientists to study?
6. Some claim that science will replace religion by providing sound knowledge instead of myths to explain the world. They claim that science is a much more reliable source of solutions to problems such as disease than is religion. What do you think? Will science replace religion, and should it?
7. Are there human behaviors that should not be studied? Are some things so sacred or dangerous that we should not study them?

Vocabulary

Empirical methods

Approaches to inquiry that are tied to actual measurement and observation.

Ethics

Professional guidelines that offer researchers a template for making decisions that protect research participants from potential harm and that help steer scientists away from conflicts of interest or other situations that might compromise the integrity of their research.

Hypotheses

A logical idea that can be tested.

Systematic observation

The careful observation of the natural world with the aim of better understanding it. Observations provide the basic data that allow scientists to track, tally, or otherwise organize information about the natural world.

Theories

Groups of closely related phenomena or observations.

References

- Butler, A. C., Chapman, J. E., Forman, E. M., & Beck, A. T. (2006). The empirical status of cognitive-behavioral therapy: A review of meta-analyses. *Clinical Psychology Review, 26*, 17–31.
- Diener, E., & Crandall, R. (1978). *Ethics in social and behavioral research*. Chicago, IL: University of Chicago Press.
- Easterbrook, G. (2003). *The progress paradox*. New York, NY: Random House.
- Guzzo, R. A., Jette, R. D., & Katzell, R. A. (1985). The effects of psychologically based intervention programs on worker productivity: A meta-analysis. *Personnel Psychology, 38*, 275–291.
- Hoffman, S. G., & Smits, J. A. J. (2008). Cognitive-behavioral therapy for adult anxiety disorders. *Journal of Clinical Psychiatry, 69*, 621–632.
- Lilienfeld, S. O. (2007). Psychological treatments that cause harm. *Perspectives on Psychological Science, 2*, 53–70.
- Moore, D. (2003). Public lukewarm on animal rights. Gallup News Service, May 21. <http://www.gallup.com/poll/8461/public-lukewarm-animal-rights.aspx>
- Sales, B. D., & Folkman, S. (Eds.). (2000). *Ethics in research with human participants*. Washington, DC: American Psychological Association.

Research in Psychology

2

Research Designs

Christie Napa Scollon

Psychologists test research questions using a variety of methods. Most research relies on either correlations or experiments. With correlations, researchers measure variables as they naturally occur in people and compute the degree to which two variables go together. With experiments, researchers actively make changes in one variable and watch for changes in another variable. Experiments allow researchers to make causal inferences. Other types of methods include longitudinal and quasi-experimental designs. Many factors, including practical constraints, determine the type of methods researchers use. Often researchers survey people even though it would be better, but more expensive and time consuming, to track them longitudinally.

Learning Objectives

- Articulate the difference between correlational and experimental designs.
- Understand how to interpret correlations.
- Understand how experiments help us to infer causality.
- Understand how surveys relate to correlational and experimental research.
- Explain what a longitudinal study is.
- List a strength and weakness of different research designs.

Research Designs

In the early 1970's, a man named Uri Geller tricked the world: he convinced hundreds of thousands of people that he could bend spoons and slow watches using only the power of his mind. In fact, if you were in the audience, you would have likely believed he had psychic powers. Everything looked authentic—this man had to have paranormal abilities! So, why have you probably never heard of him before? Because when Uri was asked to perform his miracles in line with scientific experimentation, he was no longer able to do them. That is, even though it seemed like he was doing the impossible, when he was tested by science, he proved to be nothing more than a clever magician.

When we look at dinosaur bones to make educated guesses about extinct life, or systematically chart the heavens to learn about the relationships between stars and planets, or study magicians to figure out how they perform their tricks, we are forming observations—the foundation of science. Although we are all familiar with the saying “seeing is believing,” conducting science is more than just what your eyes perceive. Science is the result of systematic and intentional study of the natural world. And psychology is no different. In the movie *Jerry Maguire*, Cuba Gooding, Jr. became famous for using the phrase, “Show me the money!” In psychology, as in all sciences, we might say, “Show me the data!”

One of the important steps in scientific inquiry is to test our research questions, otherwise known as hypotheses. However, there are many ways to test hypotheses in psychological research. Which method you choose will depend on the type of questions you are asking, as well as what resources are available to you. All methods have limitations, which is why the best research uses a variety of methods.

Most psychological research can be divided into two types: experimental and correlational research.

Experimental Research

If somebody gave you \$20 that absolutely had to be spent today, how would you choose to spend it? Would you spend it on an item you've been eyeing for weeks, or would you donate the money to charity? Which option do you think would bring you the most happiness? If you're like most people, you'd choose to spend the money on yourself (duh, right?). Our intuition is that we'd be happier if we spent the money on ourselves.

Knowing that our intuition can sometimes be wrong, Professor Elizabeth Dunn (2008) at the University of British Columbia set out to conduct an experiment on spending and happiness. She gave each of the participants in her experiment \$20 and then told them they had to spend



At the Corner Perk Cafe customers routinely pay for the drinks of strangers. Is this the way to get the most happiness out of a cup of coffee? Elizabeth Dunn's research shows that spending money on others may affect our happiness differently than spending money on ourselves. [Image: The Island Packet, <https://goo.gl/DMxA5n>]

the money by the end of the day. Some of the participants were told they must spend the money on themselves. Some students were told they must spend the money on others, such as a charity or a gift for someone. At the end of the day she measured participants' levels of happiness using a self-report questionnaire. (But wait, how do you measure something like happiness when you can't really see it? Psychologists measure many abstract concepts, such as happiness and intelligence, by beginning with operational definitions of the concepts. See the Noba modules on Intelligence [<http://noba.to/ncb2h79v>] and Happiness [<http://noba.to/qnw7g32t>],

respectively, for more information on specific measurement strategies.)

In an experiment, researchers manipulate, or cause changes, in the independent variable, and observe or measure any impact of those changes in the dependent variable. The independent variable is the one under the experimenter's control, or the variable that is intentionally altered between groups. In the case of Dunn's experiment, the independent variable was whether participants spent the money on themselves or on others. The dependent variable is the variable that is not manipulated at all, or the one where the effect happens. One way to help remember this is that the dependent variable "depends" on what happens to the independent variable. In our example, the participants' happiness (the dependent variable in this experiment) depends on how the participants spend their money (the independent variable). Thus, any observed changes or group differences in happiness can be attributed to whom the money was spent on. What Dunn and her colleagues found was that, after all the spending had been done, the people who had spent the money on others were happier than those who had spent the money on themselves. In other words, spending on others causes us to be happier than spending on ourselves. Do you find this surprising?

But wait! Doesn't happiness depend on a lot of different factors—for instance, a person's upbringing or life circumstances? What if some people had happy childhoods and that's why they're happier? Or what if some people dropped their toast that morning and it fell jam-side down and ruined their whole day? It is correct to recognize that these factors and many more

can easily affect a person's level of happiness. So how can we accurately conclude that spending money on others causes happiness, as in the case of Dunn's experiment?

The most important thing about experiments is random assignment. Participants don't get to pick which condition they are in (e.g., participants didn't choose whether they were supposed to spend the money on themselves versus others). The experimenter assigns them to a particular condition based on the flip of a coin or the roll of a die or any other random method. Why do researchers do this? With Dunn's study, there is the obvious reason: you can imagine which condition most people would choose to be in, if given the choice. But another equally important reason is that random assignment makes it so the groups, on average, are similar on all characteristics except what the experimenter manipulates.

By randomly assigning people to conditions (self-spending versus other-spending), some people with happy childhoods should end up in each condition. Likewise, some people who had dropped their toast that morning (or experienced some other disappointment) should end up in each condition. As a result, the distribution of all these factors will generally be consistent across the two groups, and this means that on average the two groups will be relatively equivalent on all these factors. Random assignment is critical to experimentation because if the only difference between the two groups is the independent variable, we can infer that the independent variable is the cause of any observable difference (e.g., in the amount of happiness they feel at the end of the day).

Here's another example of the importance of random assignment: Let's say your class is going to form two basketball teams, and you get to be the captain of one team. The class is to be divided evenly between the two teams. If you get to pick the players for your team first, whom will you pick? You'll probably pick the tallest members of the class or the most athletic. You probably won't pick the short, uncoordinated people, unless there are no other options. As a result, your team will be taller and more athletic than the other team. But what if we want the teams to be fair? How can we do this when we have people of varying height and ability? All we have to do is randomly assign players to the two teams. Most likely, some tall and some short people will end up on your team, and some tall and some short people will end up on the other team. The average height of the teams will be approximately the same. That is the power of random assignment!

Other considerations

In addition to using random assignment, you should avoid introducing confounds into your experiments. Confounds are things that could undermine your ability to draw causal

inferences. For example, if you wanted to test if a new happy pill will make people happier, you could randomly assign participants to take the happy pill or not (the independent variable) and compare these two groups on their self-reported happiness (the dependent variable). However, if some participants know they are getting the happy pill, they might develop expectations that influence their self-reported happiness. This is sometimes known as a **placebo effect**. Sometimes a person just knowing that he or she is receiving special treatment or something new is enough to actually cause changes in behavior or perception: In other words, even if the participants in the happy pill condition were to report being happier, we wouldn't know if the pill was actually making them happier or if it was the placebo effect—an example of a confound. A related idea is **participant demand**. This occurs when participants try to behave in a way they think the experimenter wants them to behave. Placebo effects and participant demand often occur unintentionally. Even **experimenter expectations** can influence the outcome of a study. For example, if the experimenter knows who took the happy pill and who did not, and the dependent variable is the experimenter's observations of people's happiness, then the experimenter might perceive improvements in the happy pill group that are not really there.

One way to prevent these confounds from affecting the results of a study is to use a double-blind procedure. In a double-blind procedure, neither the participant nor the experimenter knows which condition the participant is in. For example, when participants are given the happy pill or the fake pill, they don't know which one they are receiving. This way, the participants are less likely to be influenced by any researcher expectations (called "participant demand"). Likewise, the researcher doesn't know which pill each participant is taking (at least in the beginning—later, the researcher will get the results for data-analysis purposes), which means the researcher's expectations can't influence his or her observations. Therefore, because both parties are "blind" to the condition, neither will be able to behave in a way that introduces a confound. At the end of the day, the only difference between groups will be which pills the participants received, allowing the researcher to determine if the happy pill actually caused people to be happier.

Correlational Designs

When scientists passively observe and measure phenomena it is called correlational research. Here, we do not intervene and change behavior, as we do in experiments. In correlational research, we identify patterns of relationships, but we usually cannot infer what causes what. Importantly, with correlational research, you can examine only two variables at a time, no more and no less.

So, what if you wanted to test whether spending on others is related to happiness, but you don't have \$20 to give to each participant? You could use a correlational design—which is exactly what Professor Dunn did, too. She asked people how much of their income they spent on others or donated to charity, and later she asked them how happy they were. Do you think these two variables were related? Yes, they were! The more money people reported spending on others, the happier they were.

More details about the correlation

To find out how well two variables correspond, we can plot the relation between the two scores on what is known as a scatterplot (Figure 1). In the scatterplot, each dot represents a data point. (In this case it's individuals, but it could be some other unit.) Importantly, each dot provides us with two pieces of information—in this case, information about how good the person rated the past month (x-axis) and how happy the person felt in the past month (y-axis). Which variable is plotted on which axis does not matter.

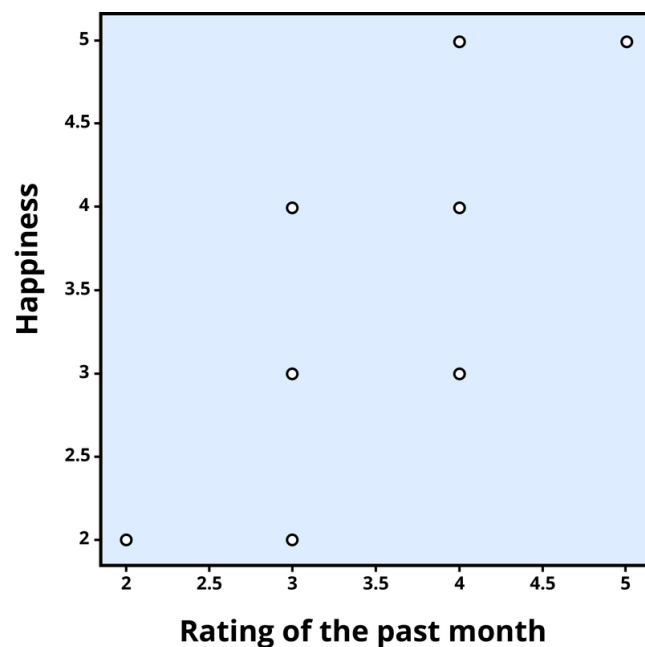


Figure 1. Scatterplot of the association between happiness and ratings of the past month, a positive correlation ($r = .81$). Each dot represents an individual.

The association between two variables can be summarized statistically using the correlation coefficient (abbreviated as r). A **correlation** coefficient provides information about the direction and strength of the association between two variables. For the example above, the direction of the association is positive. This means that people who perceived the past month as being good reported feeling more happy, whereas people who perceived the month as being bad reported feeling less happy.

With a positive correlation, the two variables go up or down together. In a scatterplot, the dots form a pattern that extends from the bottom left to the upper right (just as they do in Figure 1). The r

value for a positive correlation is indicated by a positive number (although, the positive sign is usually omitted). Here, the r value is .81.

A negative correlation is one in which the two variables move in opposite directions. That is, as one variable goes up, the other goes down. Figure 2 shows the association between the average height of males in a country (y-axis) and the pathogen prevalence (or commonness of disease; x-axis) of that country. In this scatterplot, each dot represents a country. Notice how the dots extend from the top left to the bottom right. What does this mean in real-world terms? It means that people are shorter in parts of the world where there is more disease. The r value for a negative correlation is indicated by a negative number—that is, it has a minus (–) sign in front of it. Here, it is $-.83$.

The strength of a correlation has to do with how well the two variables align. Recall that in Professor Dunn's correlational study, spending on others positively correlated with happiness: The more money people reported spending on others, the happier they reported to be. At this point you may be thinking to yourself, I know a very generous person who gave away lots of money to other people but is miserable! Or maybe you know of a very stingy person who is happy as can be. Yes, there might be exceptions. If an association has many exceptions, it is considered a weak correlation. If an association has few or no exceptions, it is considered a strong correlation. A strong correlation is one in which the two variables always, or almost always, go together. In the example of happiness and how good the month has been, the association is strong. The stronger a correlation is, the tighter the dots in the scatterplot will be arranged along a sloped line.

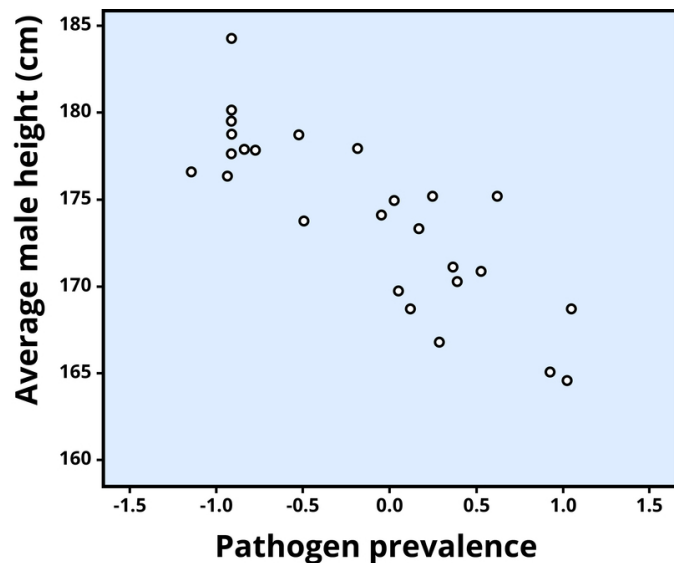


Figure 2. Scatterplot showing the association between average male height and pathogen prevalence, a negative correlation ($r = -.83$). Each dot represents a country. (Chiao, 2009)

The r value of a strong correlation will have a high absolute value. In other words, you disregard whether there is a negative sign in front of the r value, and just consider the size of the numerical value itself. If the absolute value is large, it is a strong correlation. A weak correlation is one in which the two variables correspond some of the time, but not most of the time. Figure 3 shows the relation between valuing happiness and grade point average (GPA). People who valued happiness more tended to earn slightly lower grades, but there were lots of exceptions to this. The r value for a weak correlation will have a low absolute value. If two variables are so weakly related as to be unrelated, we say they are uncorrelated, and the r

value will be zero or very close to zero. In the previous example, is the correlation between height and pathogen prevalence strong? Compared to Figure 3, the dots in Figure 2 are tighter and less dispersed. The absolute value of $-.83$ is large. Therefore, it is a strong negative correlation.



Figure 3. Scatterplot showing the association between valuing happiness and GPA, a weak negative correlation ($r = -.32$). Each dot represents an individual.

Can you guess the strength and direction of the correlation between age and year of birth? If you said this is a strong negative correlation, you are correct! Older people always have lower years of birth than younger people (e.g., 1950 vs. 1995), but at the same time, the older people will have a higher age (e.g., 65 vs. 20). In fact, this is a perfect correlation because there are no exceptions to this pattern. I challenge you to find a 10-year-old born before 2003! You can't.

Problems with the correlation

If generosity and happiness are positively correlated, should we conclude that being generous causes happiness? Similarly, if height and pathogen prevalence are negatively correlated, should we conclude that disease causes shortness? From a correlation alone, we can't be certain. For example, in the first case it may be that happiness causes generosity, or that generosity causes happiness. Or, a third variable might cause both happiness *and* generosity, creating the illusion of a direct link between the two. For example, wealth could be the third variable that causes both greater happiness and greater generosity. This is why correlation does not mean causation—an often repeated phrase among psychologists.

Qualitative Designs

Just as correlational research allows us to study topics we can't experimentally manipulate (e.g., whether you have a large or small income), there are other types of research designs that allow us to investigate these harder-to-study topics. Qualitative designs, including participant observation, case studies, and narrative analysis are examples of such methodologies. Although something as simple as "observation" may seem like it would be a part of all research

methods, participant observation is a distinct methodology that involves the researcher embedding him- or herself into a group in order to study its dynamics. For example, Festinger, Riecken, and Shacter (1956) were very interested in the psychology of a particular cult. However, this cult was very secretive and wouldn't grant interviews to outside members. So, in order to study these people, Festinger and his colleagues pretended to be cult members, allowing them access to the behavior and psychology of the cult. Despite this example, it should be noted that the people being observed in a participant observation study usually know that the researcher is there to study them.

Another qualitative method for research is the case study, which involves an intensive examination of specific individuals or specific contexts. Sigmund Freud, the father of psychoanalysis, was famous for using this type of methodology; however, more current examples of case studies usually involve brain injuries. For instance, imagine that researchers want to know how a very specific brain injury affects people's experience of happiness. Obviously, the researchers can't conduct experimental research that involves inflicting this type of injury on people. At the same time, there are too few people who have this type of injury to conduct correlational research. In such an instance, the researcher may examine only one person with this brain injury, but in doing so, the researcher will put the participant through a very extensive round of tests. Hopefully what is learned from this one person can be applied to others; however, even with thorough tests, there is the chance that something unique about this individual (other than the brain injury) will affect his or her happiness. But with such a limited number of possible participants, a case study is really the only type of methodology suitable for researching this brain injury.

The final qualitative method to be discussed in this section is narrative analysis. Narrative analysis centers around the study of stories and personal accounts of people, groups, or cultures. In this methodology, rather than engaging with participants directly, or quantifying their responses or behaviors, researchers will analyze the themes, structure, and dialogue of each person's narrative. That is, a researcher will examine people's personal testimonies in order to learn more about the psychology of those individuals or groups. These stories may be written, audio-recorded, or video-recorded, and allow the researcher not only to study *what* the participant says but *how* he or she says it. Every person has a unique perspective on the world, and studying the way he or she conveys a story can provide insight into that perspective.

Quasi-Experimental Designs

What if you want to study the effects of marriage on a variable? For example, does marriage

make people happier? Can you randomly assign some people to get married and others to remain single? Of course not. So how can you study these important variables? You can use a quasi-experimental design.

A quasi-experimental design is similar to experimental research, except that random assignment to conditions is not used. Instead, we rely on existing group memberships (e.g., married vs. single). We treat these as the independent variables, even though we don't assign people to the conditions and don't manipulate the variables. As a result, with quasi-experimental designs causal inference is more difficult. For example, married people might differ on a variety of characteristics from unmarried people. If we find that married participants are happier than single participants, it will be hard to say that marriage causes happiness, because the people who got married might have already been happier than the people who have remained single.



What is a reasonable way to study the effects of marriage on happiness? [Image: Nina Matthews Photography, <https://goo.gl/lcmLqg>, CC BY-NC-SA, <https://goo.gl/HSisdg>]

Because experimental and quasi-experimental designs can seem pretty similar, let's take another example to distinguish them. Imagine you want to know who is a better professor: Dr. Smith or Dr. Khan. To judge their ability, you're going to look at their students' final grades. Here, the independent variable is the professor (Dr. Smith vs. Dr. Khan) and the dependent variable is the students' grades. In an experimental design, you would randomly assign students to one of the two professors and then compare the students' final grades. However, in real life, researchers can't randomly force students to take one professor over the other; instead, the researchers would just have to use the preexisting classes and study them as-is (quasi-experimental design). Again, the key difference is random assignment to the conditions of the independent variable. Although the quasi-experimental design (where the students choose which professor they want) may seem random, it's most likely not. For example, maybe students heard Dr. Smith sets low expectations, so slackers prefer this class, whereas Dr. Khan sets higher expectations, so smarter students prefer that one. This now introduces a confounding variable (student intelligence) that will almost certainly have an effect on students' final grades, regardless of how skilled the professor is. So, even though a quasi-


experimental design is similar to an experimental design (i.e., both have independent and dependent variables), because there's no random assignment, you can't reasonably draw the same conclusions that you would with an experimental design.

Longitudinal Studies

Another powerful research design is the **longitudinal study**. Longitudinal studies track the same people over time. Some longitudinal studies last a few weeks, some a few months, some a year or more. Some studies that have contributed a lot to psychology followed the same people over decades. For example, one study followed more than 20,000 Germans for two decades. From these longitudinal data, psychologist Rich Lucas (2003) was able to determine that people who end up getting married indeed start off a bit happier than their peers who never marry. Longitudinal studies like this provide valuable evidence for testing many theories in psychology, but they can be quite costly to conduct, especially if they follow many people for many years.

Surveys

A survey is a way of gathering information, using old-fashioned questionnaires or the Internet. Compared to a study conducted in a psychology laboratory, surveys can reach a larger number of participants at a much lower cost. Although surveys are typically used for correlational research, this is not always the case. An experiment can be carried out using surveys as well. For example, King and Napa (1998) presented participants with different types of stimuli on paper: either a survey completed by a happy person or a survey completed by an unhappy person. They wanted to see whether happy people were judged as more likely to get into heaven compared to unhappy people. Can you figure out the independent and dependent variables in this study? Can you guess what the results were? Happy people (vs. unhappy people; the independent variable) were



Surveys provide researchers with some significant advantages in gathering data. They make it possible to reach large numbers of people while keeping costs to the researchers and the time commitments of participants relatively low.

judged as more likely to go to heaven (the dependent variable) compared to unhappy people!

Likewise, correlational research can be conducted without the use of surveys. For instance, psychologists LeeAnn Harker and Dacher Keltner (2001) examined the smile intensity of women's college yearbook photos. Smiling in the photos was correlated with being married 10 years later!

Tradeoffs in Research

Even though there are serious limitations to correlational and quasi-experimental research, they are not poor cousins to experiments and longitudinal designs. In addition to selecting a method that is appropriate to the question, many practical concerns may influence the decision to use one method over another. One of these factors is simply resource availability—how much time and money do you have to invest in the research? (Tip: If you're doing a senior honor's thesis, do not embark on a lengthy longitudinal study unless you are prepared to delay graduation!) Often, we survey people even though it would be more precise—but much more difficult—to track them longitudinally. Especially in the case of exploratory research, it may make sense to opt for a cheaper and faster method first. Then, if results from the initial study are promising, the researcher can follow up with a more intensive method.

Beyond these practical concerns, another consideration in selecting a research design is the ethics of the study. For example, in cases of brain injury or other neurological abnormalities, it would be unethical for researchers to inflict these impairments on healthy participants. Nonetheless, studying people with these injuries can provide great insight into human psychology (e.g., if we learn that damage to a particular region of the brain interferes with emotions, we may be able to develop treatments for emotional irregularities). In addition to brain injuries, there are numerous other areas of research that could be useful in understanding the human mind but which pose challenges to a true experimental design—such as the experiences of war, long-term isolation, abusive parenting, or prolonged drug use. However, none of these are conditions we could ethically experimentally manipulate and randomly assign people to. Therefore, ethical considerations are another crucial factor in determining an appropriate research design.

Research Methods: Why You Need Them

Just look at any major news outlet and you'll find research routinely being reported. Sometimes the journalist understands the research methodology, sometimes not (e.g., correlational evidence is often incorrectly represented as causal evidence). Often, the media are quick to

draw a conclusion for you. After reading this module, you should recognize that the strength of a scientific finding lies in the strength of its methodology. Therefore, in order to be a savvy consumer of research, you need to understand the pros and cons of different methods and the distinctions among them. Plus, understanding how psychologists systematically go about answering research questions will help you to solve problems in other domains, both personal and professional, not just in psychology.

Outside Resources

Article: Harker and Keltner study of yearbook photographs and marriage

<http://psycnet.apa.org/journals/psp/80/1/112/>

Article: Rich Lucas's longitudinal study on the effects of marriage on happiness

<http://psycnet.apa.org/journals/psp/84/3/527/>

Article: Spending money on others promotes happiness. Elizabeth Dunn's research

<https://www.sciencemag.org/content/319/5870/1687.abstract>

Article: What makes a life good?

<http://psycnet.apa.org/journals/psp/75/1/156/>

Discussion Questions

1. What are some key differences between experimental and correlational research?
2. Why might researchers sometimes use methods other than experiments?
3. How do surveys relate to correlational and experimental designs?

Vocabulary

Confounds

Factors that undermine the ability to draw causal inferences from an experiment.

Correlation

Measures the association between two variables, or how they go together.

Dependent variable

The variable the researcher measures but does not manipulate in an experiment.

Experimenter expectations

When the experimenter's expectations influence the outcome of a study.

Independent variable

The variable the researcher manipulates and controls in an experiment.

Longitudinal study

A study that follows the same group of individuals over time.

Operational definitions

How researchers specifically measure a concept.

Participant demand

When participants behave in a way that they think the experimenter wants them to behave.

Placebo effect

When receiving special treatment or something new affects human behavior.

Quasi-experimental design

An experiment that does not require random assignment to conditions.

Random assignment

Assigning participants to receive different conditions of an experiment by chance.

References

- Chiao, J. (2009). Culture–gene coevolution of individualism – collectivism and the serotonin transporter gene. *Proceedings of the Royal Society B*, 277, 529–537. doi: 10.1098/rspb.2009.1650
- Dunn, E. W., Aknin, L. B., & Norton, M. I. (2008). Spending money on others promotes happiness. *Science*, 319(5870), 1687–1688. doi:10.1126/science.1150952
- Festinger, L., Riecken, H.W., & Schachter, S. (1956). When prophecy fails. Minneapolis, MN: University of Minnesota Press.
- Harker, L. A., & Keltner, D. (2001). Expressions of positive emotion in women's college yearbook pictures and their relationship to personality and life outcomes across adulthood. *Journal of Personality and Social Psychology*, 80, 112–124.
- King, L. A., & Napa, C. K. (1998). What makes a life good? *Journal of Personality and Social Psychology*, 75, 156–165.
- Lucas, R. E., Clark, A. E., Georgellis, Y., & Diener, E. (2003). Re-examining adaptation and the setpoint model of happiness: Reactions to changes in marital status. *Journal of Personality and Social Psychology*, 84, 527–539.

3

Conducting Psychology Research in the Real World

Matthias R. Mehl

Because of its ability to determine cause-and-effect relationships, the laboratory experiment is traditionally considered the method of choice for psychological science. One downside, however, is that as it carefully controls conditions and their effects, it can yield findings that are out of touch with reality and have limited use when trying to understand real-world behavior. This module highlights the importance of also conducting research outside the psychology laboratory, within participants' natural, everyday environments, and reviews existing methodologies for studying daily life


Learning Objectives

- Identify limitations of the traditional laboratory experiment.
- Explain ways in which daily life research can further psychological science.
- Know what methods exist for conducting psychological research in the real world.

Introduction

The laboratory experiment is traditionally considered the “gold standard” in psychology research. This is because only laboratory experiments can clearly separate cause from effect and therefore establish causality. Despite this unique strength, it is also clear that a scientific field that is mainly based on controlled laboratory studies ends up lopsided. Specifically, it

accumulates a lot of knowledge on what *can* happen—under carefully isolated and controlled circumstances—but it has little to say about what actually *does* happen under the circumstances that people actually encounter in their daily lives.



Do the research results obtained in isolated, carefully controlled laboratory conditions generalize into the real world? [Image: Nessen Marshall, CC BY-NC-SA 2.0, <https://goo.gl/Toc0ZF>]

For example, imagine you are a participant in an experiment that looks at the effect of being in a good mood on generosity, a topic that may have a good deal of practical application. Researchers create an internally-valid, carefully-controlled experiment where they randomly assign you to watch either a happy movie or a neutral movie, and then you are given the opportunity to help the researcher out by staying longer and participating in another study. If people in a good mood are more willing to stay and help out, the researchers can feel confident that – since everything else was held constant – your positive mood led you to be more helpful. However, what does this tell us about helping behaviors in the real world? Does it **generalize** to other kinds of helping, such as donating money

to a charitable cause? Would all kinds of happy movies produce this behavior, or only this one? What about other positive experiences that might boost mood, like receiving a compliment or a good grade? And what if you were watching the movie with friends, in a crowded theatre, rather than in a sterile research lab? Taking research out into the real world can help answer some of these sorts of important questions.

As one of the founding fathers of social psychology remarked, “Experimentation in the laboratory occurs, socially speaking, on an island quite isolated from the life of society” (Lewin, 1944, p. 286). This module highlights the importance of going beyond experimentation and also conducting research outside the laboratory (Reis & Gosling, 2010), directly within participants’ natural environments, and reviews existing methodologies for studying daily life.

Rationale for Conducting Psychology Research in the Real World

One important challenge researchers face when designing a study is to find the right balance

between ensuring **internal validity**, or the degree to which a study allows unambiguous causal inferences, and **external validity**, or the degree to which a study ensures that potential findings apply to settings and samples other than the ones being studied (Brewer, 2000). Unfortunately, these two kinds of validity tend to be difficult to achieve at the same time, in one study. This is because creating a controlled setting, in which all potentially influential factors (other than the experimentally-manipulated variable) are controlled, is bound to create an environment that is quite different from what people naturally encounter (e.g., using a happy movie clip to promote helpful behavior). However, it is the degree to which an experimental situation is comparable to the corresponding real-world situation of interest that determines how generalizable potential findings will be. In other words, if an experiment is very far-off from what a person might normally experience in everyday life, you might reasonably question just how useful its findings are.

Because of the incompatibility of the two types of validity, one is often—by design—prioritized over the other. Due to the importance of identifying true causal relationships, psychology has traditionally emphasized internal over external validity. However, in order to make claims about human behavior that apply across populations and environments, researchers complement traditional laboratory research, where participants are brought into the lab, with field research where, in essence, the psychological laboratory is brought to participants. Field studies allow for the important test of how psychological variables and processes of interest “behave” under real-world circumstances (i.e., what *actually does happen* rather than what *can happen*). They can also facilitate “downstream” operationalizations of constructs that measure life outcomes of interest *directly* rather than indirectly.

Take, for example, the fascinating field of psychoneuroimmunology, where the goal is to understand the interplay of psychological factors - such as personality traits or one’s stress level - and the immune system. Highly sophisticated and carefully controlled experiments offer ways to isolate the variety of neural, hormonal, and cellular mechanisms that link psychological variables such as chronic stress to biological outcomes such as immunosuppression (a state of impaired immune functioning; Sapolsky, 2004). Although these studies demonstrate impressively how psychological factors can affect health-relevant biological processes, they—because of their research design—remain mute about the degree to which these factors actually do undermine people’s everyday health in real life. It is certainly important to show that laboratory stress can alter the number of natural killer cells in the blood. But it is equally important to test to what extent the levels of stress that people experience on a day-to-day basis result in them catching a cold more often or taking longer to recover from one. The goal for researchers, therefore, must be to complement traditional laboratory experiments with less controlled studies under real-world circumstances. The term **ecological validity** is used to refer the degree to which an effect has been obtained under

conditions that are typical for what happens in everyday life (Brewer, 2000). In this example, then, people might keep a careful daily log of how much stress they are under as well as noting physical symptoms such as headaches or nausea. Although many factors beyond stress level may be responsible for these symptoms, this more correlational approach can shed light on how the relationship between stress and health plays out outside of the laboratory.

An Overview of Research Methods for Studying Daily Life

Capturing “life as it is lived” has been a strong goal for some researchers for a long time. Wilhelm and his colleagues recently published a comprehensive review of early attempts to systematically document daily life (Wilhelm, Perrez, & Pawlik, 2012). Building onto these original methods, researchers have, over the past decades, developed a broad toolbox for measuring experiences, behavior, and physiology directly in participants’ daily lives (Mehl & Conner, 2012). Figure 1 provides a schematic overview of the methodologies described below.

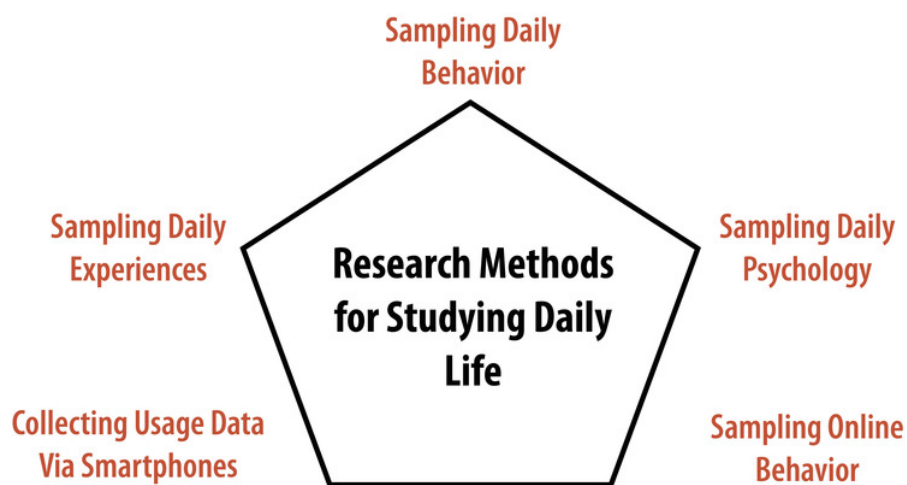


Figure 1. Schematic Overview of Research Methods for Studying Daily Life

Studying Daily Experiences

Starting in the mid-1970s, motivated by a growing skepticism toward highly-controlled laboratory studies, a few groups of researchers developed a set of new methods that are now commonly known as the experience-sampling method (Hektner, Schmidt, & Csikszentmihalyi, 2007), ecological momentary assessment (Stone & Shiffman, 1994), or the

diary method (Bolger & Rafaeli, 2003). Although variations within this set of methods exist, the basic idea behind all of them is to collect in-the-moment (or, close-to-the-moment) self-report data directly from people as they go about their daily lives. This is typically accomplished by asking participants' repeatedly (e.g., five times per day) over a period of time (e.g., a week) to report on their current thoughts and feelings. The momentary questionnaires often ask about their location (e.g., "Where are you now?"), social environment (e.g., "With whom are you now?"), activity (e.g., "What are you currently doing?"), and experiences (e.g., "How are you feeling?"). That way, researchers get a snapshot of what was going on in participants' lives at the time at which they were asked to report.

Technology has made this sort of research possible, and recent technological advances have altered the different tools researchers are able to easily use. Initially, participants wore electronic wristwatches that beeped at preprogrammed but seemingly random times, at which they completed one of a stack of provided paper questionnaires. With the mobile computing revolution, both the prompting and the questionnaire completion were gradually replaced by handheld devices such as smartphones. Being able to collect the momentary questionnaires digitally and time-stamped (i.e., having a record of exactly when participants responded) had major methodological and practical advantages and contributed to experience sampling going mainstream (Conner, Tennen, Fleeson, & Barrett, 2009).

Over time, experience sampling and related momentary self-report methods have become very popular, and, by now, they are effectively the gold standard for studying daily life. They have helped make progress in almost all areas of psychology (Mehl & Conner, 2012). These methods ensure receiving many measurements from many participants, and has further inspired the development of novel statistical methods (Bolger & Laurenceau, 2013). Finally, and maybe most importantly, they accomplished what they sought out to accomplish: to bring attention to what psychology ultimately wants and needs to know about, namely "what people actually do, think, and feel in the various contexts of their lives" (Funder, 2001, p. 213). In short, these approaches have allowed researchers to do research that



Using modern technology like smartphones allows for more widespread experience sampling of research participants. Whether at home, work, or just sitting in a coffee shop technology makes it easier than ever to participate in psychology research. [Image: Vladimir Yaitskiy, <https://goo.gl/7sjXfq>, CC BY-NC-SA 2.0, <https://goo.gl/Toc0ZF>]

is more externally valid, or more generalizable to real life, than the traditional laboratory experiment.

To illustrate these techniques, consider a classic study, Stone, Reed, and Neale (1987), who tracked positive and negative experiences surrounding a respiratory infection using daily experience sampling. They found that undesirable experiences peaked and desirable ones dipped about four to five days prior to participants coming down with the cold. More recently, Killingsworth and Gilbert (2010) collected momentary self-reports from more than 2,000 participants via a smartphone app. They found that participants were less happy when their mind was in an idling, mind-wandering state, such as surfing the Internet or multitasking at work, than when it was in an engaged, task-focused one, such as working diligently on a paper. These are just two examples that illustrate how experience-sampling studies have yielded findings that could not be obtained with traditional laboratory methods.

Recently, the day reconstruction method (DRM) (Kahneman, Krueger, Schkade, Schwarz, & Stone, 2004) has been developed to obtain information about a person's daily experiences without going through the burden of collecting momentary experience-sampling data. In the DRM, participants report their experiences of a given day retrospectively after engaging in a systematic, experiential reconstruction of the day on the following day. As a participant in this type of study, you might look back on yesterday, divide it up into a series of episodes such as "made breakfast," "drove to work," "had a meeting," etc. You might then report who you were with in each episode and how you felt in each. This approach has shed light on what situations lead to moments of positive and negative mood throughout the course of a normal day.

Studying Daily Behavior

Experience sampling is often used to study everyday behavior (i.e., daily social interactions and activities). In the laboratory, behavior is best studied using direct behavioral observation (e.g., video recordings). In the real world, this is, of course, much more difficult. As Funder put it, it seems it would require a "detective's report [that] would specify in exact detail everything the participant said and did, and with whom, in all of the contexts of the participant's life" (Funder, 2007, p. 41).

As difficult as this may seem, Mehl and colleagues have developed a naturalistic observation methodology that is similar in spirit. Rather than following participants—like a detective—with a video camera (see Craik, 2000), they equip participants with a portable audio recorder that is programmed to periodically record brief snippets of ambient sounds (e.g., 30 seconds every 12 minutes). Participants carry the recorder (originally a microcassette recorder, now a

smartphone app) on them as they go about their days and return it at the end of the study. The recorder provides researchers with a series of sound bites that, together, amount to an acoustic diary of participants' days as they naturally unfold—and that constitute a representative sample of their daily activities and social encounters. Because it is somewhat similar to having the researcher's ear at the participant's lapel, they called their method the **electronically activated recorder, or EAR** (Mehl, Pennebaker, Crow, Dabbs, & Price, 2001). The ambient sound recordings can be coded for many things, including participants' locations (e.g., at school, in a coffee shop), activities (e.g., watching TV, eating), interactions (e.g., in a group, on the phone), and emotional expressions (e.g., laughing, sighing). As unnatural or intrusive as it might seem, participants report that they quickly grow accustomed to the EAR and say they soon find themselves behaving as they normally would.

In a cross-cultural study, Ramírez-Esparza and her colleagues used the EAR method to study sociability in the United States and Mexico. Interestingly, they found that although American participants rated themselves significantly higher than Mexicans on the question, "I see myself as a person who is talkative," they actually spent almost 10 percent less time talking than Mexicans did (Ramírez-Esparza, Mehl, Álvarez Bermúdez, & Pennebaker, 2009). In a similar way, Mehl and his colleagues used the EAR method to debunk the long-standing myth that women are considerably more talkative than men. Using data from six different studies, they showed that both sexes use on average about 16,000 words per day. The estimated sex difference of 546 words was trivial compared to the immense range of more than 46,000 words between the least and most talkative individual (695 versus 47,016 words; Mehl, Vazire, Ramírez-Esparza, Slatcher, & Pennebaker, 2007). Together, these studies demonstrate how naturalistic observation can be used to study objective aspects of daily behavior and how it can yield findings quite different from what other methods yield (Mehl, Robbins, & Deters, 2012).

A series of other methods and creative ways for assessing behavior directly and unobtrusively in the real world are described in a seminal book on real-world, subtle measures (Webb, Campbell, Schwartz, Sechrest, & Grove, 1981). For example, researchers have used time-lapse photography to study the flow of people and the use of space in urban public places (Whyte, 1980). More recently, they have observed people's personal (e.g., dorm rooms) and professional (e.g., offices) spaces to understand how personality is expressed and detected in everyday environments (Gosling, Ko, Mannarelli, & Morris, 2002). They have even systematically collected and analyzed people's garbage to measure what people actually consume (e.g., empty alcohol bottles or cigarette boxes) rather than what they say they consume (Rathje & Murphy, 2001). Because people often cannot and sometimes may not want to accurately report what they do, the direct—and ideally nonreactive—assessment of real-world behavior is of high importance for psychological research (Baumeister, Vohs, &

Funder, 2007).

Studying Daily Physiology

In addition to studying how people think, feel, and behave in the real world, researchers are also interested in how our bodies respond to the fluctuating demands of our lives. What are the daily experiences that make our “blood boil”? How do our neurotransmitters and hormones respond to the stressors we encounter in our lives? What physiological reactions do we show to being loved—or getting ostracized? You can see how studying these powerful experiences in real life, as they actually happen, may provide more rich and informative data than one might obtain in an artificial laboratory setting that merely mimics these experiences.



Real world stressors may result in very different physiological responses than the same stressors simulated in a lab environment. [Image: State Farm, <https://goo.gl/FGYyVz>, CC BY 2.0, <https://goo.gl/9uSnqN>]

Also, in pursuing these questions, it is important to keep in mind that what is stressful, engaging, or boring for one person might not be so for another. It is, in part, for this reason that researchers have found only limited correspondence between how people respond physiologically to a standardized laboratory stressor (e. g., giving a speech) and how they respond to stressful experiences in their lives. To give an example, Wilhelm and Grossman (2010) describe a participant who showed rather minimal heart rate increases in response to a laboratory stressor (about five to 10 beats per minute) but quite dramatic increases (almost 50 beats per minute) later in the afternoon while watching a soccer game. Of course, the reverse pattern can happen as well, such as when patients

have high blood pressure in the doctor’s office but not in their home environment—the so-called white coat hypertension (White, Schulman, McCabe, & Dey, 1989).

Ambulatory physiological monitoring – that is, monitoring physiological reactions as people go about their daily lives - has a long history in biomedical research and an array of monitoring devices exist (Fahrenberg & Myrtek, 1996). Among the biological signals that can now be

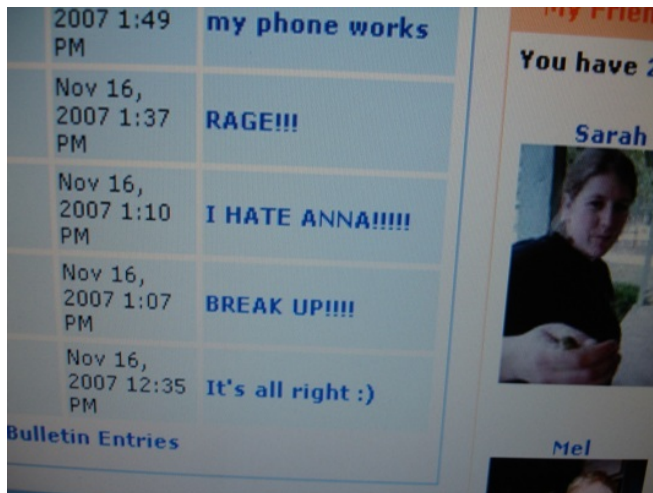
measured in daily life with portable signal recording devices are the electrocardiogram (ECG), blood pressure, electrodermal activity (or “sweat response”), body temperature, and even the electroencephalogram (EEG) (Wilhelm & Grossman, 2010). Most recently, researchers have added **ambulatory assessment** of hormones (e.g., cortisol) and other biomarkers (e.g., immune markers) to the list (Schlotz, 2012). The development of ever more sophisticated ways to track what goes on underneath our skins as we go about our lives is a fascinating and rapidly advancing field.

In a recent study, Lane, Zareba, Reis, Peterson, and Moss (2011) used experience sampling combined with ambulatory electrocardiography (a so-called Holter monitor) to study how emotional experiences can alter cardiac function in patients with a congenital heart abnormality (e.g., long QT syndrome). Consistent with the idea that emotions may, in some cases, be able to trigger a cardiac event, they found that typical—in most cases even relatively low intensity—daily emotions had a measurable effect on ventricular repolarization, an important cardiac indicator that, in these patients, is linked to risk of a cardiac event. In another study, Smyth and colleagues (1998) combined experience sampling with momentary assessment of cortisol, a stress hormone. They found that momentary reports of current or even anticipated stress predicted increased cortisol secretion 20 minutes later. Further, and independent of that, the experience of other kinds of negative affect (e.g., anger, frustration) also predicted higher levels of cortisol and the experience of positive affect (e.g., happy, joyful) predicted lower levels of this important stress hormone. Taken together, these studies illustrate how researchers can use ambulatory physiological monitoring to study how the little—and seemingly trivial or inconsequential—experiences in our lives leave objective, measurable traces in our bodily systems.

Studying Online Behavior

Another domain of daily life that has only recently emerged is virtual daily behavior or how people act and interact with others on the Internet. Irrespective of whether social media will turn out to be humanity’s blessing or curse (both scientists and laypeople are currently divided over this question), the fact is that people are spending an ever increasing amount of time online. In light of that, researchers are beginning to think of virtual behavior as being as serious as “actual” behavior and seek to make it a legitimate target of their investigations (Gosling & Johnson, 2010).

One way to study virtual behavior is to make use of the fact that most of what people do on the Web—emailing, chatting, tweeting, blogging, posting—leaves direct (and permanent) verbal traces. For example, differences in the ways in which people use words (e.g., subtle



Online activity reveals a lot of psychological information to researchers. [Image: Sarah C. Frey, CC BY-NC-SA 2.0, <https://goo.gl/Toc0ZF>]

preferences in word choice) have been found to carry a lot of psychological information (Pennebaker, Mehl, & Niederhoffer, 2003). Therefore, a good way to study virtual social behavior is to study virtual language behavior. Researchers can download people's—often public—verbal expressions and communications and analyze them using modern text analysis programs (e.g., Pennebaker, Booth, & Francis, 2007).

For example, Cohn, Mehl, and Pennebaker (2004) downloaded blogs of more than a thousand users of lifejournal.com, one

of the first Internet blogging sites, to study how people responded socially and emotionally to the attacks of September 11, 2001. In going “the online route,” they could bypass a critical limitation of coping research, the inability to obtain baseline information; that is, how people were doing *before* the traumatic event occurred. Through access to the database of public blogs, they downloaded entries from two months prior to two months after the attacks. Their **linguistic analyses** revealed that in the first days after the attacks, participants expectedly expressed more negative emotions and were more cognitively and socially engaged, asking questions and sending messages of support. Already after two weeks, though, their moods and social engagement returned to baseline, and, interestingly, their use of cognitive-analytic words (e.g., “think,” “question”) even dropped below their normal level. Over the next six weeks, their mood hovered around their pre-9/11 baseline, but both their social engagement and cognitive-analytic processing stayed remarkably low. This suggests a social and cognitive weariness in the aftermath of the attacks. In using virtual verbal behavior as a marker of psychological functioning, this study was able to draw a fine timeline of how humans cope with disasters.

Reflecting their rapidly growing real-world importance, researchers are now beginning to investigate behavior on social networking sites such as Facebook (Wilson, Gosling, & Graham, 2012). Most research looks at psychological correlates of online behavior such as personality traits and the quality of one's social life but, importantly, there are also first attempts to export traditional experimental research designs into an online setting. In a pioneering study of online social influence, Bond and colleagues (2012) experimentally tested the effects that peer feedback has on voting behavior. Remarkably, their sample consisted of 16 million (!) Facebook users. They found that online political-mobilization messages (e.g., “I voted” accompanied by

selected pictures of their Facebook friends) influenced real-world voting behavior. This was true not just for users who saw the messages but also for their friends and friends of their friends. Although the intervention effect on a single user was very small, through the enormous number of users and indirect social contagion effects, it resulted cumulatively in an estimated 340,000 additional votes—enough to tilt a close election. In short, although still in its infancy, research on virtual daily behavior is bound to change social science, and it has already helped us better understand both virtual and “actual” behavior.

“Smartphone Psychology” ?

A review of research methods for studying daily life would not be complete without a vision of “what’s next.” Given how common they have become, it is safe to predict that smartphones will not just remain devices for everyday online communication but will also become devices for scientific data collection and intervention (Kaplan & Stone, 2013; Yarkoni, 2012). These devices automatically store vast amounts of real-world user interaction data, and, in addition, they are equipped with sensors to track the physical (e. g., location, position) and social (e.g., wireless connections around the phone) context of these interactions. Miller (2012, p. 234) states, “The question is not whether smartphones will revolutionize psychology but how, when, and where the revolution will happen.” Obviously, their immense potential for data collection also brings with it big new challenges for researchers (e.g., privacy protection, data analysis, and synthesis). Yet it is clear that many of the methods described in this module—and many still to be developed ways of collecting real-world data—will, in the future, become integrated into the devices that people naturally and happily carry with them from the moment they get up in the morning to the moment they go to bed.

Conclusion

This module sought to make a case for psychology research conducted outside the lab. If the ultimate goal of the social and behavioral sciences is to explain human behavior, then researchers must also—in addition to conducting carefully controlled lab studies—deal with the “messy” real world and find ways to capture life as it naturally happens.

Mortensen and Cialdini (2010) refer to the dynamic give-and-take between laboratory and field research as “full-cycle psychology”. Going full cycle, they suggest, means that “researchers use naturalistic observation to determine an effect’s presence in the real world, theory to determine what processes underlie the effect, experimentation to verify the effect and its underlying processes, and a return to the natural environment to corroborate the experimental findings” (Mortensen & Cialdini, 2010, p. 53). To accomplish this, researchers

have access to a toolbox of research methods for studying daily life that is now more diverse and more versatile than it has ever been before. So, all it takes is to go ahead and—literally—bring science to life.

Outside Resources

Website: Society for Ambulatory Assessment

<http://www.ambulatory-assessment.org>

Discussion Questions

1. What do you think about the tradeoff between unambiguously establishing cause and effect (internal validity) and ensuring that research findings apply to people's everyday lives (external validity)? Which one of these would you prioritize as a researcher? Why?
2. What challenges do you see that daily-life researchers may face in their studies? How can they be overcome?
3. What ethical issues can come up in daily-life studies? How can (or should) they be addressed?
4. How do you think smartphones and other mobile electronic devices will change psychological research? What are their promises for the field? And what are their pitfalls?

Vocabulary

Ambulatory assessment

An overarching term to describe methodologies that assess the behavior, physiology, experience, and environments of humans in naturalistic settings.

Daily Diary method

A methodology where participants complete a questionnaire about their thoughts, feelings, and behavior of the day at the end of the day.

Day reconstruction method (DRM)

A methodology where participants describe their experiences and behavior of a given day retrospectively upon a systematic reconstruction on the following day.

Ecological momentary assessment

An overarching term to describe methodologies that repeatedly sample participants' real-world experiences, behavior, and physiology in real time.

Ecological validity

The degree to which a study finding has been obtained under conditions that are typical for what happens in everyday life.

Electronically activated recorder, or EAR

A methodology where participants wear a small, portable audio recorder that intermittently records snippets of ambient sounds around them.

Experience-sampling method

A methodology where participants report on their momentary thoughts, feelings, and behaviors at different points in time over the course of a day.

External validity

The degree to which a finding generalizes from the specific sample and context of a study to some larger population and broader settings.

Full-cycle psychology

A scientific approach whereby researchers start with an observational field study to identify an effect in the real world, follow up with laboratory experimentation to verify the effect and isolate the causal mechanisms, and return to field research to corroborate their experimental

findings.

Generalize

Generalizing, in science, refers to the ability to arrive at broad conclusions based on a smaller sample of observations. For these conclusions to be true the sample should accurately represent the larger population from which it is drawn.

Internal validity

The degree to which a cause-effect relationship between two variables has been unambiguously established.

Linguistic inquiry and word count

A quantitative text analysis methodology that automatically extracts grammatical and psychological information from a text by counting word frequencies.

Lived day analysis

A methodology where a research team follows an individual around with a video camera to objectively document a person's daily life as it is lived.

White coat hypertension

A phenomenon in which patients exhibit elevated blood pressure in the hospital or doctor's office but not in their everyday lives.

References

- Baumeister, R. F., Vohs, K. D., & Funder, D. C. (2007). Psychology as the science of self-reports and finger movements: Whatever happened to actual behavior? *Perspectives on Psychological Science*, 2, 396–403.
- Bolger, N., & Laurenceau, J.-P. (2013). *Intensive longitudinal methods: An introduction to diary and experience sampling research*. New York, NY: Guilford Press.
- Bolger, N., Davis, A., & Rafaeli, E. (2003). Diary methods: Capturing life as it is lived. *Annual Review of Psychology*, 54, 579–616.
- Bond, R. M., Jones, J. J., Kramer, A. D., Marlow, C., Settle, J. E., & Fowler, J. H. (2012). A 61 million-person experiment in social influence and political mobilization. *Nature*, 489, 295–298.
- Brewer, M. B. (2000). Research design and issues of validity. In H. T. Reis & C. M. Judd (Eds.), *Handbook of research methods in social psychology* (pp. 3–16). New York, NY: Cambridge University Press.
- Cohn, M. A., Mehl, M. R., & Pennebaker, J. W. (2004). Linguistic indicators of psychological change after September 11, 2001. *Psychological Science*, 15, 687–693.
- Conner, T. S., Tennen, H., Fleeson, W., & Barrett, L. F. (2009). Experience sampling methods: A modern idiographic approach to personality research. *Social and Personality Psychology Compass*, 3, 292–313.
- Craik, K. H. (2000). The lived day of an individual: A person-environment perspective. In W. B. Walsh, K. H. Craik, & R. H. Price (Eds.), *Person-environment psychology: New directions and perspectives* (pp. 233–266). Mahwah, NJ: Lawrence Erlbaum Associates.
- Fahrenberg, J., & Myrtek, M. (Eds.) (1996). *Ambulatory assessment: Computer-assisted psychological and psychophysiological methods in monitoring and field studies*. Seattle, WA: Hogrefe & Huber.
- Funder, D. C. (2007). *The personality puzzle*. New York, NY: W. W. Norton & Co.
- Funder, D. C. (2001). Personality. *Review of Psychology*, 52, 197–221.
- Gosling, S. D., & Johnson, J. A. (2010). *Advanced methods for conducting online behavioral research*. Washington, DC: American Psychological Association.
- Gosling, S. D., Ko, S. J., Mannarelli, T., & Morris, M. E. (2002). A room with a cue: Personality judgments based on offices and bedrooms. *Journal of Personality and Social Psychology*, 82, 379–398.
- Hektner, J. M., Schmidt, J. A., & Csikszentmihalyi, M. (2007). *Experience sampling method: Measuring the quality of everyday life*. Thousand Oaks, CA: Sage.

- Kahneman, D., Krueger, A., Schkade, D., Schwarz, N., and Stone, A. (2004). A survey method for characterizing daily life experience: The Day Reconstruction Method. *Science*, 306, 1776–780.
- Kaplan, R. M., & Stone A. A. (2013). Bringing the laboratory and clinic to the community: Mobile technologies for health promotion and disease prevention. *Annual Review of Psychology*, 64, 471–498.
- Killingsworth, M. A., & Gilbert, D. T. (2010). A wandering mind is an unhappy mind. *Science*, 330, 932.
- Lane, R. D., Zareba, W., Reis, H., Peterson, D., & Moss, A. (2011). Changes in ventricular repolarization duration during typical daily emotion in patients with Long QT Syndrome. *Psychosomatic Medicine*, 73, 98–105.
- Lewin, K. (1944) *Constructs in psychology and psychological ecology*. University of Iowa Studies in Child Welfare, 20, 23–27.
- Mehl, M. R., & Conner, T. S. (Eds.) (2012). *Handbook of research methods for studying daily life*. New York, NY: Guilford Press.
- Mehl, M. R., Pennebaker, J. W., Crow, M., Dabbs, J., & Price, J. (2001). The electronically activated recorder (EAR): A device for sampling naturalistic daily activities and conversations. *Behavior Research Methods, Instruments, and Computers*, 33, 517–523.
- Mehl, M. R., Robbins, M. L., & Deters, G. F. (2012). Naturalistic observation of health-relevant social processes: The electronically activated recorder (EAR) methodology in psychosomatics. *Psychosomatic Medicine*, 74, 410–417.
- Mehl, M. R., Vazire, S., Ramírez-Esparza, N., Slatcher, R. B., & Pennebaker, J. W. (2007). Are women really more talkative than men? *Science*, 317, 82.
- Miller, G. (2012). The smartphone psychology manifesto. *Perspectives in Psychological Science*, 7, 221–237.
- Mortenson, C. R., & Cialdini, R. B. (2010). Full-cycle social psychology for theory and application. *Social and Personality Psychology Compass*, 4, 53–63.
- Pennebaker, J. W., Mehl, M. R., Niederhoffer, K. (2003). Psychological aspects of natural language use: Our words, our selves. *Annual Review of Psychology*, 54, 547–577.
- Ramírez-Esparza, N., Mehl, M. R., Álvarez Bermúdez, J., & Pennebaker, J. W. (2009). Are Mexicans more or less sociable than Americans? Insights from a naturalistic observation study. *Journal of Research in Personality*, 43, 1–7.
- Rathje, W., & Murphy, C. (2001). *Rubbish! The archaeology of garbage*. New York, NY: Harper Collins.

- Reis, H. T., & Gosling, S. D. (2010). Social psychological methods outside the laboratory. In S. T. Fiske, D. T. Gilbert, & G. Lindzey, (Eds.), *Handbook of social psychology* (5th ed., Vol. 1, pp. 82–114). New York, NY: Wiley.
- Sapolsky, R. (2004). *Why zebras don't get ulcers: A guide to stress, stress-related diseases and coping*. New York, NY: Henry Holt and Co.
- Schlottz, W. (2012). Ambulatory psychoneuroendocrinology: Assessing salivary cortisol and other hormones in daily life. In M.R. Mehl & T.S. Conner (Eds.), *Handbook of research methods for studying daily life* (pp. 193–209). New York, NY: Guilford Press.
- Smyth, J., Ockenfels, M. C., Porter, L., Kirschbaum, C., Hellhammer, D. H., & Stone, A. A. (1998). Stressors and mood measured on a momentary basis are associated with salivary cortisol secretion. *Psychoneuroendocrinology*, 23, 353–370.
- Stone, A. A., & Shiffman, S. (1994). Ecological momentary assessment (EMA) in behavioral medicine. *Annals of Behavioral Medicine*, 16, 199–202.
- Stone, A. A., Reed, B. R., Neale, J. M. (1987). Changes in daily event frequency precede episodes of physical symptoms. *Journal of Human Stress*, 13, 70–74.
- Webb, E. J., Campbell, D. T., Schwartz, R. D., Sechrest, L., & Grove, J. B. (1981). *Nonreactive measures in the social sciences*. Boston, MA: Houghton Mifflin Co.
- White, W. B., Schulman, P., McCabe, E. J., & Dey, H. M. (1989). Average daily blood pressure, not office blood pressure, determines cardiac function in patients with hypertension. *Journal of the American Medical Association*, 261, 873–877.
- Whyte, W. H. (1980). *The social life of small urban spaces*. Washington, DC: The Conservation Foundation.
- Wilhelm, F.H., & Grossman, P. (2010). Emotions beyond the laboratory: Theoretical fundamentals, study design, and analytic strategies for advanced ambulatory assessment. *Biological Psychology*, 84, 552–569.
- Wilhelm, P., Perrez, M., & Pawlik, K. (2012). Conducting research in daily life: A historical review. In M. R. Mehl & T. S. Conner (Eds.), *Handbook of research methods for studying daily life*. New York, NY: Guilford Press.
- Wilson, R., & Gosling, S. D., & Graham, L. (2012). A review of Facebook research in the social sciences. *Perspectives on Psychological Science*, 7, 203–220.
- Yarkoni, T. (2012). Psychoinformatics: New horizons at the interface of the psychological and computing sciences. *Current Directions in Psychological Science*, 21, 391–397.

Biology as the Basis of Behavior

4

The Brain and Nervous System

Robert Biswas-Diener

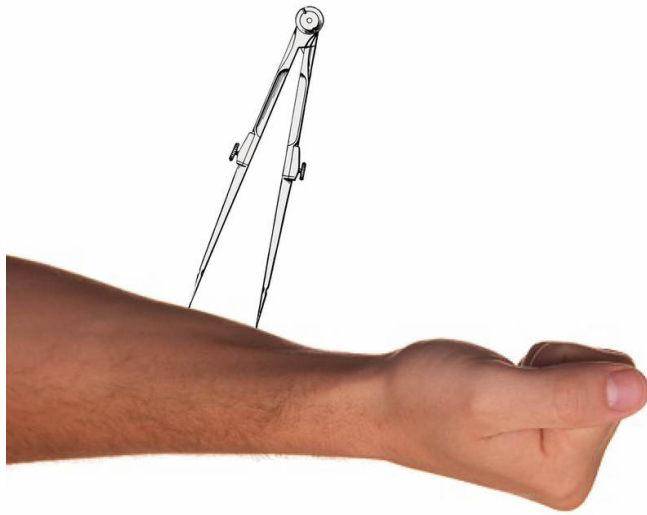
The brain is the most complex part of the human body. It is the center of consciousness and also controls all voluntary and involuntary movement and bodily functions. It communicates with each part of the body through the nervous system, a network of channels that carry electrochemical signals.

Learning Objectives

- Name the various parts of the nervous system and their respective functions
- Explain how neurons communicate with each other
- Identify the location and function of the limbic system
- Articulate how the primary motor cortex is an example of brain region specialization
- Name at least three neuroimaging techniques and describe how they work

In the 1800s a German scientist by the name of Ernst Weber conducted several experiments meant to investigate how people perceive the world via their own bodies (Hernstein & Boring, 1966). It is obvious that we use our sensory organs—our eyes, and ears, and nose—to take in and understand the world around us. Weber was particularly interested in the sense of touch. Using a drafting compass he placed the two points far apart and set them on the skin of a volunteer. When the points were far apart the research participants could easily distinguish between them. As Weber repeated the process with ever closer points, however, most people lost the ability to tell the difference between them. Weber discovered that the ability to recognize these “just noticeable differences” depended on where on the body the

compass was positioned. Your back, for example, is far less sensitive to touch than is the skin on your face. Similarly, the tip of your tongue is extremely sensitive! In this way, Weber began to shed light on the way that nerves, the nervous system, and the brain form the biological foundation of psychological processes.



Measuring "just noticeable differences."

In this module we will explore the biological side of psychology by paying particular attention to the brain and to the nervous system. Understanding the nervous system is vital to understanding psychology in general. It is through the nervous system that we experience pleasure and pain, feel emotions, learn and use language, and plan goals, just to name a few examples. In the pages that follow we will begin by examining how the human nervous system develops and then we will learn about the parts of the brain and how they function. We will conclude with a section on how modern psychologists study the brain.

It is worth mentioning here, at the start, that an introduction to the biological aspects of psychology can be both the most interesting and most frustrating of all topics for new students of psychology. This is, in large part, due to the fact that there is so much new information to learn and new vocabulary associated with all the various parts of the brain and nervous system. In fact, there are 30 key vocabulary words presented in this module! We encourage you not to get bogged down in difficult words. Instead, pay attention to the broader concepts, perhaps even skipping over the vocabulary on your first reading. It is helpful to pass back through with a second reading, once you are already familiar with the topic, with attention to learning the vocabulary.

Nervous System development across the human lifespan

As a species, humans have evolved a complex nervous system and brain over millions of years. Comparisons of our nervous systems with those of other animals, such as chimpanzees, show some similarities (Darwin, 1859). Researchers can also use fossils to study the relationship between brain volume and human behavior over the course of evolutionary history. *Homo*

habilis, for instance, a human ancestor living about 2 million years ago shows a larger brain volume than its own ancestors but far less than modern *homo sapiens*. The main difference between humans and other animals-- in terms of brain development-- is that humans have a much more developed frontal cortex (the front part of the brain associated with planning).

Interestingly, a person's unique nervous system develops over the course of their lifespan in a way that resembles the evolution of nervous systems in animals across vast stretches of time. For example, the human nervous system begins developing even before a person is born. It begins as a simple bundle of tissue that forms into a tube and extends along the head-to-tail plane becoming the spinal cord and brain. 25 days into its development, the embryo has a distinct spinal cord, as well as hindbrain, midbrain and forebrain (Stiles & Jernigan, 2010). What, exactly, is this nervous system that is developing and what does it do?

The **nervous system** can be thought of as the body's communication network that consists of all nerve cells. There are many ways in which we can divide the nervous system to understand it more clearly. One common way to do so is by parsing it into the central nervous system and the peripheral nervous system. Each of these can be sub-divided, in turn. Let's take a closer, more in-depth look at each. And, don't worry, the nervous system is complicated with many parts and many new vocabulary words. It might seem overwhelming at first but through the figures and a little study you can get it.

The Central Nervous System (CNS): The Neurons inside the Brain

The **Central Nervous System**, or CNS for short, is made up of the brain and spinal cord (see Figure 1). The CNS is the portion of the nervous system that is encased in bone (the brain is protected by the skull and the spinal cord is protected by the spinal column). It is referred to as "central" because it is the brain and spinal cord that are primarily responsible for processing sensory information—touching a hot stove or seeing a rainbow, for example—and sending signals to the peripheral nervous system for action. It communicates largely by sending electrical signals through individual nerve cells that make up the fundamental building blocks of the nervous system, called **neurons**. There are approximately 86 billion

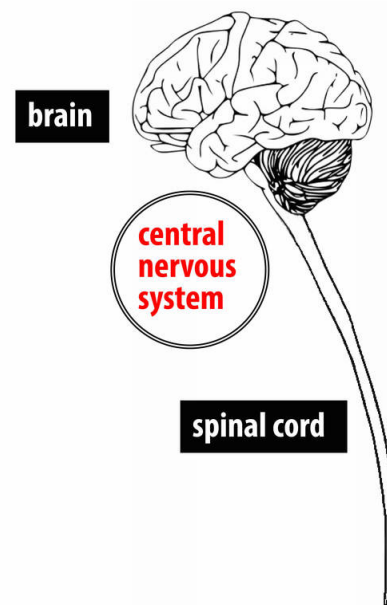


Figure 1: The central nervous system

neurons in the human brain and each has many contacts with other neurons, called synapses (Herculano-Houzel, 2009).

If we were able to magnify a view of individual neurons we would see that they are cells made from distinct parts (see Figure 2). The three main components of a neuron are the dendrites, the soma, and the axon. Neurons communicate with one another by receiving information through the dendrites, which act as an antenna. When the dendrites channel this information to the soma, or cell body, it builds up as an electro-chemical signal. This electrical part of the signal, called an action potential shoots down the axon, a long tail that leads away from the soma and toward the next neuron. When people talk about “nerves” in the nervous system, it typically refers to bundles of axons that form long neural wires along which electrical signals can travel. Cell-to-cell communication is helped by the fact that the axon is covered by a myelin sheath—a layer of fatty cells that allow the signal to travel very rapidly from neuron to neuron (Kandel, Schwartz & Jessell, 2000)

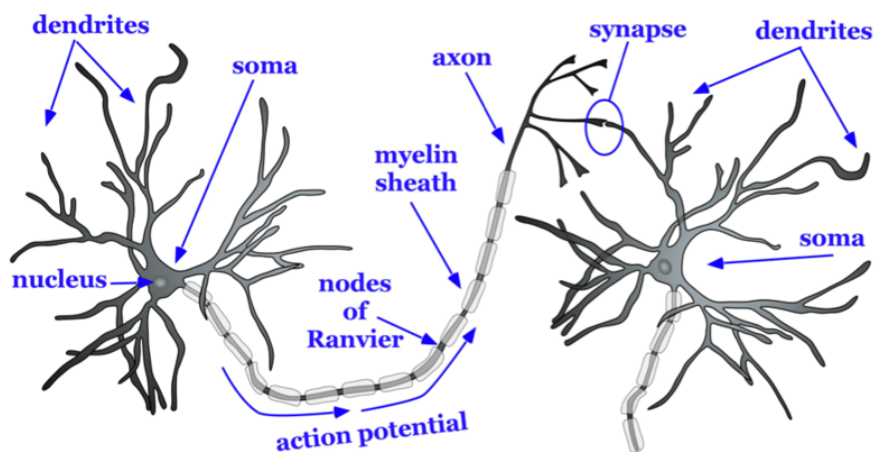


Figure 2: The parts of a neuron

If we were to zoom in still further we could take a closer look at the synapse, the space between neurons (see Figure 3). Here, we would see that there is a space between neurons, called the synaptic gap. To give you a sense of scale we can compare the synaptic gap to the thickness of a dime, the thinnest of all American coins (about 1.35 mm). You could stack approximately 70,000 synaptic gaps in the thickness of a single coin!

As the action potential, the electrical signal reaches the end of the axon, tiny packets of chemicals, called neurotransmitters, are released. This is the chemical part of the electro-chemical signal. These neurotransmitters are the chemical signals that travel from one neuron

to another, enabling them to communicate with one another. There are many different types of neurotransmitters and each has a specialized function. For example, serotonin affects sleep, hunger and mood. Dopamine is associated with attention, learning and pleasure (Kandel & Schwartz, 1982)

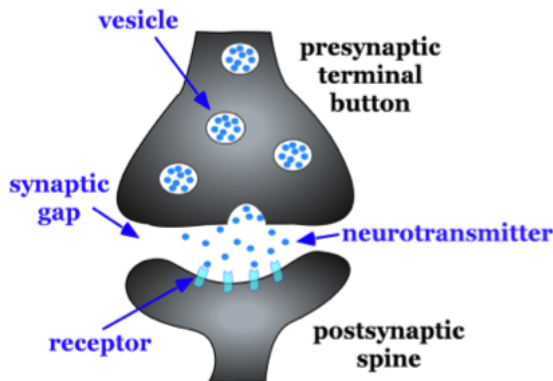


Figure 3: A view of the synapse between neurons

It is amazing to realize that when you think—when you reach out to grab a glass of water, when you realize that your best friend is happy, when you try to remember the name of the parts of a neuron—what you are experiencing is actually electro-chemical impulses shooting between nerves!

The Central Nervous System: Looking at the Brain as a Whole

If we were to zoom back out and look at the central nervous system again we would see that the brain is the largest single part of the central nervous system. The brain is the headquarters of the entire nervous system and it is here that most of your sensing, perception, thinking, awareness, emotions, and planning take place. For many people the brain is so important that there is a sense that it is there—inside the brain—that a person's sense of self is located (as opposed to being primarily in your toes, by contrast). The brain is so important, in fact, that it consumes 20% of the total oxygen and calories we consume even though it is only, on average, about 2% of our overall weight.

It is helpful to examine the various parts of the brain and to understand their unique functions to get a better sense of the role the brain plays. We will start by looking at very general areas of the brain and then we will zoom in and look at more specific parts. Anatomists and neuroscientists often divide the brain into portions based on the location and function of various brain parts. Among the simplest ways to organize the brain is to describe it as having three basic portions: the hindbrain, midbrain and forebrain. Another way to look at the brain is to consider the brain stem, the Cerebellum, and the Cerebrum. There is another part, called the Limbic System that is less well defined. It is made up of a number of structures that are “sub-cortical” (existing in the hindbrain) as well as cortical regions of the brain (see Figure 4).

The **brain stem** is the most basic structure of the brain and is located at the top of the spine and bottom of the brain. It is sometimes considered the “oldest” part of the brain because we can see similar structures in other, less evolved animals such as crocodiles. It is in charge of

a wide range of very basic “life support” functions for the human body including breathing, digestion, and the beating of the heart. Amazingly, the brain stem sends the signals to keep these processes running smoothly without any conscious effort on our behalf.

The **limbic system** is a collection of highly specialized neural structures that sit at the top of the brain stem, which are involved in regulating our emotions. Collectively, the limbic system is a term that doesn’t have clearly defined areas as it includes forebrain regions as well as hindbrain regions. These include the amygdala, the thalamus, the hippocampus, the insula cortex, the anterior cingulate cortex, and the prefrontal cortex. These structures influence hunger, the sleep-wake cycle, sexual desire, fear and aggression, and even memory.

The **cerebellum** is a structure at the very back of the brain. Aristotle referred to it as the “small brain” based on its appearance and it is principally involved with movement and posture although it is also associated with a variety of other thinking processes. The cerebellum, like the brain stem, coordinates actions without the need for any conscious awareness.

The **cerebrum** (also called the “cerebral cortex”) is the “newest,” most advanced portion of the brain. The cerebral hemispheres (the left and right hemispheres that make up each side of the top of the brain) are in charge of the types of processes that are associated with more awareness and voluntary control such as speaking and planning as well as contain our primary sensory areas (such as seeing, hearing, feeling, and moving). These two hemispheres are connected to one another by a thick bundle of axons called the **corpus callosum**. There are instances in which people—either because of a genetic abnormality or as the result of surgery—have had their corpus callosum severed so that the two halves of the brain cannot easily communicate with one another. The rare **split-brain** patients offer helpful insights into how the brain works. For example, we now understand that the brain is **contralateral**, or opposite-sided. This means that the left side of the brain is responsible for controlling a number of sensory and motor functions of the right side of the body, and vice versa.

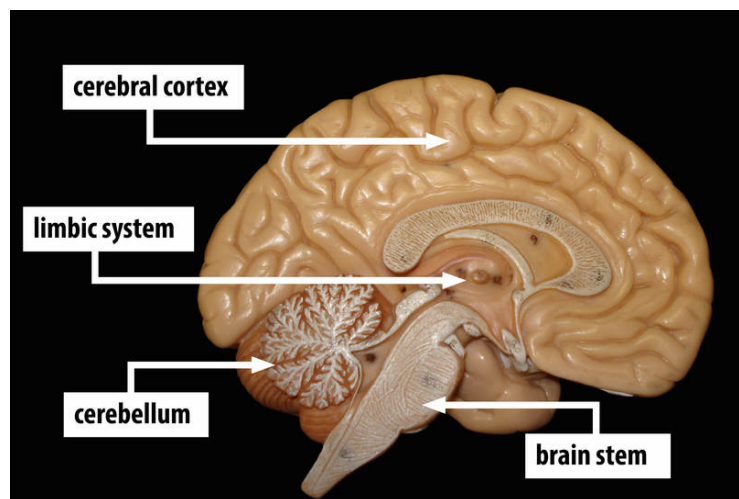


Figure 4: General areas of the brain [Image: Biology Corner, <https://goo.gl/wKxUgg>, CC-BY-NC-SA 2.0, <https://goo.gl/Toc0ZF>, labels added]

Consider this striking example: A split brain patient is seated at a table and an object such as a car key can be placed where a split-brain patient can only see it through the right visual field. Right visual field images will be processed on the left side of the brain and left visual field images will be processed on the right side of the brain. Because language is largely associated with the left side of the brain the patient who sees car key in the right visual field when asked “What do you see?” would answer, “I see a car key.” In contrast, a split-brain patient who only saw the car key in the left visual field, thus the information went to the non-language right side of the brain, might have a difficult time speaking the word “car key.” In fact in this case, the patient is likely to respond “I didn’t see anything at all.” However, if asked to draw the item with their left hand—a process associated with the right side of the brain—the patient will be able to do so! See the outside resources below for a video demonstration of this striking phenomenon.

Besides looking at the brain as an organ that is made up of two halves we can also examine it by looking at its four various lobes of the cerebral cortex, the outer part of the brain (see Figure 5). Each of these is associated with a specific function. The **occipital lobe**, located at the back of the cerebral cortex, is the house of the visual area of the brain. You can see the road in front of you when you are driving, track the motion of a ball in the air thanks to the occipital lobe. The **temporal lobe**, located on the underside of the cerebral cortex, is where sounds and smells are processed. The **parietal lobe**, at the upper back of the cerebral cortex, is where touch and taste are processed. Finally, the **frontal lobe**, located at the forward part of the cerebral cortex is where behavioral motor plans are processed as well as a number of highly complicated processes occur including speech and language use, creative problem solving, and planning and organization.

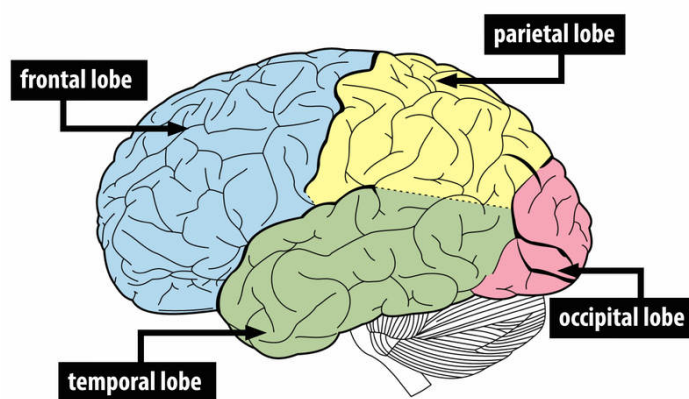


Figure 5: The 4 lobes of the cerebral cortex

One particularly fascinating area in the frontal lobe is called the “primary motor cortex”. This strip running along the side of the brain is in charge of voluntary movements like waving goodbye, wiggling your eyebrows, and kissing. It is an excellent example of the way that the various regions of the brain are highly specialized. Interestingly, each of our various body parts has a unique portion of the primary motor cortex devoted to it (see Figure 6). Each individual finger has about as much dedicated brain space as your entire leg. Your lips, in turn, require about

as much dedicated brain processing as all of your fingers and your hand combined!

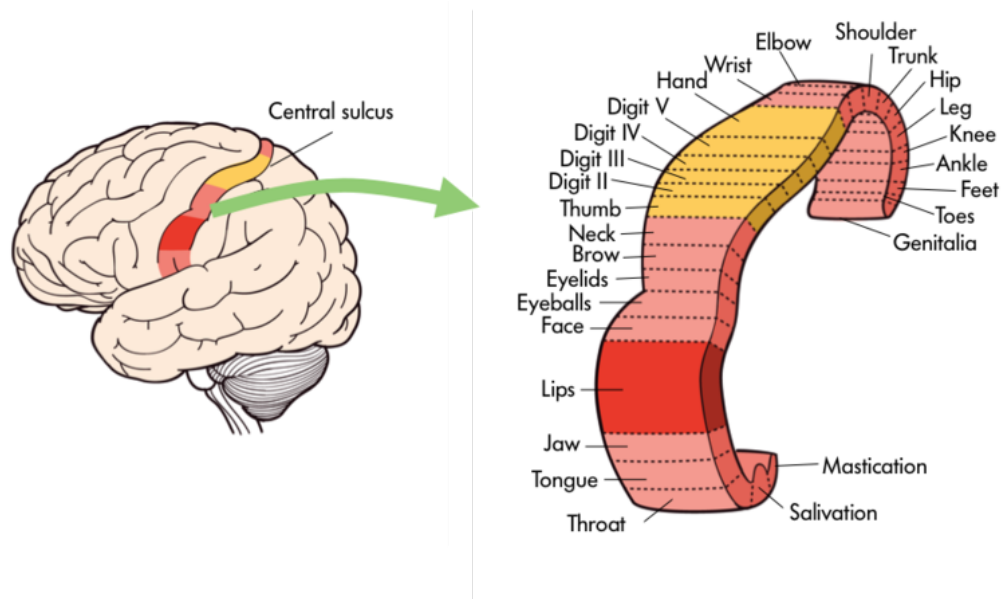


Figure 6: Specific body parts like the tongue or fingers are mapped onto certain areas of the brain including the primary motor cortex.

Because the cerebral cortex in general, and the frontal lobe in particular, are associated with such sophisticated functions as planning and being self-aware they are often thought of as a higher, less primal portion of the brain. Indeed, other animals such as rats and kangaroos while they do have frontal regions of their brain do not have the same level of development in the cerebral cortices. The closer an animal is to humans on the evolutionary tree—think chimpanzees and gorillas, the more developed is this portion of their brain.

The Peripheral Nervous System

In addition to the central nervous system (the brain and spinal cord) there is also a complex network of nerves that travel to every part of the body. This is called the **peripheral nervous system** (PNS) and it carries the signals necessary for the body to survive (see Figure 7). Some of the signals carried by the PNS are related to voluntary actions. If you want to type a message to a friend, for instance, you make conscious choices about which letters go in what order and your brain sends the appropriate signals to your fingers to do the work. Other processes, by contrast, are not voluntary. Without your awareness your brain is also sending signals to your organs, your digestive system, and the muscles that are holding you up right now with instructions about what they should be doing. All of this occurs through the pathways of your peripheral nervous system.

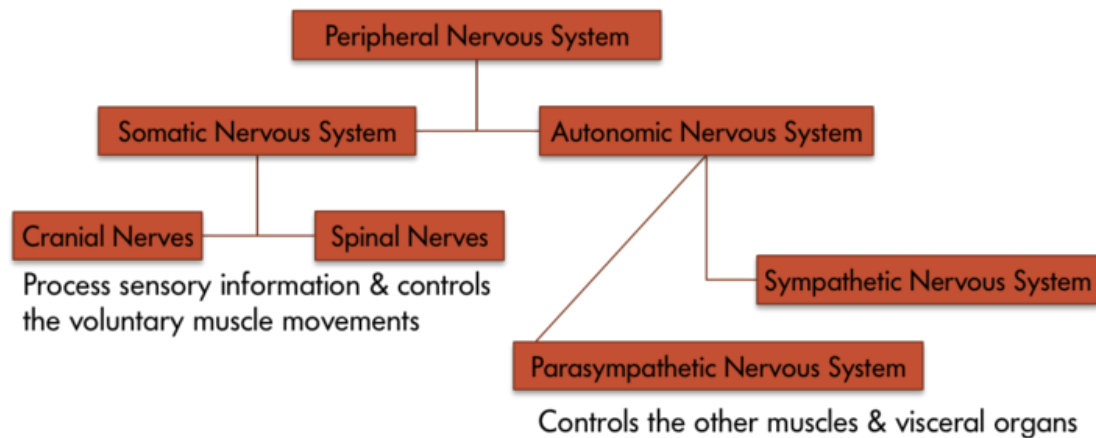


Figure 7: The peripheral nervous system

How we study the brain

The brain is difficult to study because it is housed inside the thick bone of the skull. What's more, it is difficult to access the brain without hurting or killing the owner of the brain. As a result, many of the earliest studies of the brain (and indeed this is still true today) focused on unfortunate people who happened to have damage to some particular area of their brain. For instance, in the 1880s a surgeon named Paul Broca conducted an autopsy on a former patient who had lost his powers of speech. Examining his patient's brain, Broca identified a damaged area—now called the "**Broca's Area**"—on the left side of the brain (see Figure 8) (AAAS, 1880). Over the years a number of researchers have been able to gain insights into the function of specific regions of the brain from these types of patients.

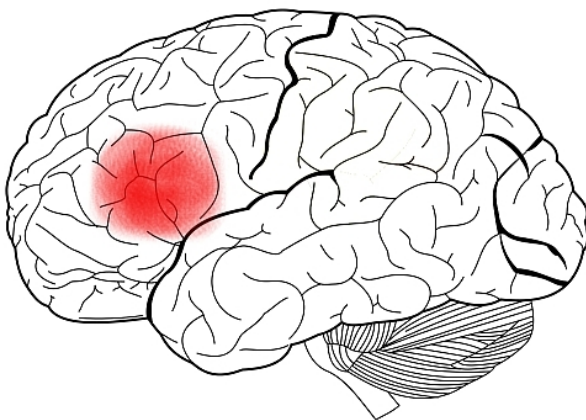


Figure 8: Broca's Area [Image: Charlyzon, <https://goo.gl/1frq7d>, CC BY-SA 3.0, <https://goo.gl/uhHola>]

An alternative to examining the brains or behaviors of humans with brain damage or surgical lesions can be found in the instance of animals. Some researchers examine the brains of other animals such as rats, dogs and monkeys. Although animals brains differ from human brains in both size and structure there are many similarities as well. The use of animals for study can yield important insights into human brain function.

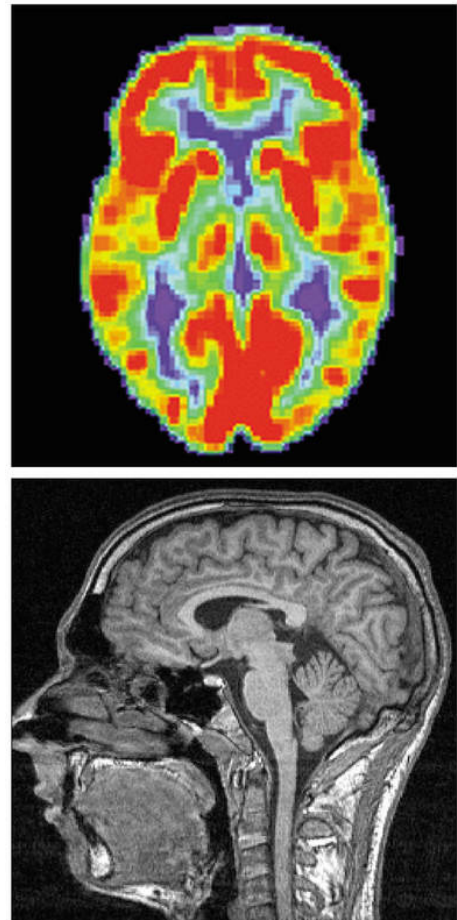
In modern times, however, we do not have to exclusively rely on the study of people

with brain lesions. Advances in technology have led to ever more sophisticated imaging techniques. Just as X-ray technology allows us to peer inside the body, neuroimaging techniques allow us glimpses of the working brain (Raichle, 1994). Each type of imaging uses a different technique and each has its own advantages and disadvantages.

Positron Emission Tomography (PET) records metabolic activity in the brain by detecting the amount of radioactive substances, which are injected into a person's bloodstream, the brain is consuming. This technique allows us to see how much an individual uses a particular part of the brain while at rest, or not performing a task. Another technique, known as **Functional Magnetic Resonance Imaging (fMRI)** relies on blood flow. This method measures changes in the levels of naturally occurring oxygen in the blood. As a brain region becomes active, it requires more oxygen. This technique measures brain activity based on this increase oxygen level. This means fMRI does not require a foreign substance to be injected into the body. Both PET and fMRI scans have poor **temporal resolution**, meaning that they cannot tell us exactly when brain activity occurred. This is because it takes several seconds for blood to arrive at a portion of the brain working on a task.

One imaging technique that has better temporal resolution is **Electroencephalography (EEG)**, which measures electrical brain activity instead of blood flow. Electrodes are placed on the scalp of participants and they are nearly instantaneous in picking up electrical activity. Because this activity could be coming from any portion of the brain, however, EEG is known to have poor **spatial resolution**, meaning that it is not accurate with regards to specific location.

Another technique, known as **Diffuse Optical Imaging (DOI)** can offer high temporal and spatial resolution. DOI works by shining infrared light into the brain. It might seem strange that light can pass through the head and brain. Light properties change as they pass through oxygenated blood and through active neurons. As a result, researchers can make inferences regarding where and when brain activity is happening.



Above: A PET scan - Below: An fMRI scan [Image: Erik1980, <https://goo.gl/YWZLji>, CC BY-SA 3.0, <https://goo.gl/X3i0tq>]

Conclusion

It has often been said that the brain studies itself. This means that humans are uniquely capable of using our most sophisticated organ to understand our most sophisticated organ. Breakthroughs in the study of the brain and nervous system are among the most exciting discoveries in all of psychology. In the future, research linking neural activity to complex, real world attitudes and behavior will help us to understand human psychology and better intervene in it to help people.

Outside Resources

Video: Animation of Neurons

<http://www.youtube.com/watch?v=-SHBnExxub8>

Video: Split Brain Patient

<http://www.youtube.com/watch?v=ZMLzP1VCANo>

Web: Animation of the Magnetic Resonance Imaging (MRI)

https://learninglink.oup.com/access/content/neuroscience-sixth-edition-student-resources/-animation-1-1?previousFilter=tag_animations

Web: Animation of the Positron Emission Tomography (PET)

https://learninglink.oup.com/access/content/neuroscience-sixth-edition-student-resources/-animation-1-2?previousFilter=tag_animations

Web: Teaching resources and videos for teaching about the brain

https://learninglink.oup.com/access/neuroscience-sixth-edition-student-resources#tag_animations

Web: The Brain Museum

<http://brainmuseum.org/>

Discussion Questions

1. In your opinion is learning about the functions of various parts of the brain by studying the abilities of brain damaged patients ethical. What, in your opinion, are the potential benefits and considerations?
2. Are research results on the brain more compelling to you than are research results from survey studies on attitudes? Why or why not? How does biological research such as studies of the brain influence public opinion regarding the science of psychology?
3. If humans continue to evolve what changes might you predict in our brains and cognitive abilities?
4. Which brain scanning techniques, or combination of techniques, do you find to be the best? Why? Why do you think scientists may or may not employ exactly your recommended techniques?

Vocabulary

Action Potential

A transient all-or-nothing electrical current that is conducted down the axon when the membrane potential reaches the threshold of excitation.

Axon

Part of the neuron that extends off the soma, splitting several times to connect with other neurons; main output of the neuron.

Brain Stem

The “trunk” of the brain comprised of the medulla, pons, midbrain, and diencephalon.

Broca’s Area

An area in the frontal lobe of the left hemisphere. Implicated in language production.

Central Nervous System

The portion of the nervous system that includes the brain and spinal cord.

Cerebellum

The distinctive structure at the back of the brain, Latin for “small brain.”

Cerebrum

Usually refers to the cerebral cortex and associated white matter, but in some texts includes the subcortical structures.

Contralateral

Literally “opposite side”; used to refer to the fact that the two hemispheres of the brain process sensory information and motor commands for the opposite side of the body (e.g., the left hemisphere controls the right side of the body).

Corpus Callosum

The thick bundle of nerve cells that connect the two hemispheres of the brain and allow them to communicate.

Dendrites

Part of a neuron that extends away from the cell body and is the main input to the neuron.

Diffuse Optical Imaging (DOI)

A neuroimaging technique that infers brain activity by measuring changes in light as it is passed through the skull and surface of the brain.

Electroencephalography (EEG)

A neuroimaging technique that measures electrical brain activity via multiple electrodes on the scalp.

Frontal Lobe

The front most (anterior) part of the cerebrum; anterior to the central sulcus and responsible for motor output and planning, language, judgment, and decision-making.

Functional Magnetic Resonance Imaging (fMRI)

Functional magnetic resonance imaging (fMRI): A neuroimaging technique that infers brain activity by measuring changes in oxygen levels in the blood.

Limbic System

Includes the subcortical structures of the amygdala and hippocampal formation as well as some cortical structures; responsible for aversion and gratification.

Myelin Sheath

Fatty tissue, that insulates the axons of the neurons; myelin is necessary for normal conduction of electrical impulses among neurons.

Nervous System

The body's network for electrochemical communication. This system includes all the nerves cells in the body.

Neurons

Individual brain cells

Neurotransmitters

Chemical substance released by the presynaptic terminal button that acts on the postsynaptic cell.

Occipital Lobe

The back most (posterior) part of the cerebrum; involved in vision.

Parietal Lobe

The part of the cerebrum between the frontal and occipital lobes; involved in bodily sensations, visual attention, and integrating the senses.

Peripheral Nervous System

All of the nerve cells that connect the central nervous system to all the other parts of the body.

Positron Emission Tomography (PET)

A neuroimaging technique that measures brain activity by detecting the presence of a radioactive substance in the brain that is initially injected into the bloodstream and then pulled in by active brain tissue.

Soma

Cell body of a neuron that contains the nucleus and genetic information, and directs protein synthesis.

Spatial Resolution

A term that refers to how small the elements of an image are; high spatial resolution means the device or technique can resolve very small elements; in neuroscience it describes how small of a structure in the brain can be imaged.

Split-brain Patient

A patient who has had most or all of his or her corpus callosum severed.

Synapses

Junction between the presynaptic terminal button of one neuron and the dendrite, axon, or soma of another postsynaptic neuron.

Synaptic Gap

Also known as the synaptic cleft; the small space between the presynaptic terminal button and the postsynaptic dendritic spine, axon, or soma.

Temporal Lobe

The part of the cerebrum in front of (anterior to) the occipital lobe and below the lateral fissure; involved in vision, auditory processing, memory, and integrating vision and audition.

Temporal Resolution

A term that refers to how small a unit of time can be measured; high temporal resolution means capable of resolving very small units of time; in neuroscience it describes how precisely in time a process can be measured in the brain.

References

- American Association for the Advancement of Science (AAAS). (1880). Dr. Paul Broca. *Science*, 1, 93.
- Darwin, C. (1859). *On the origins of species by means of natural selection, or, The preservation of favoured races in the struggle for life*. London, UK: J. Murray.
- Herculano-Houzel, S. (2009). The human brain in numbers: a linearly scaled-up primate brain. *Frontiers in Human Neuroscience*, 3, 31, 1-11. <https://doi.org/10.3389/neuro.09.031.2009>
- Hernstein, R. & Boring, E. (1966). *A source book in the history of psychology*. Cambridge, MA: Harvard University Press.
- Kandel, E. R., & Schwartz, J. H. (1982). Molecular biology of learning: Modulation of transmitter release. *Science*, 218(4571), 433-443.
- Kandel, E. R., Schwartz, J. H., & Jessell, T. M. (Eds.) (2000). *Principles of neural science* (4th ed.). New York, NY: McGraw-Hill.
- Raichle, M. E. (1994). Images of the mind: Studies with modern imaging techniques. *Annual Review of Psychology*, 45(1), 333-356.
- Stiles, J., & Jernigan, T. L. (2010). The basics of brain development. *Neuropsychology Review*, 20 (4), 327-348.

5

Evolutionary Theories in Psychology

David M. Buss

Evolution or change over time occurs through the processes of natural and sexual selection. In response to problems in our environment, we adapt both physically and psychologically to ensure our survival and reproduction. Sexual selection theory describes how evolution has shaped us to provide a mating advantage rather than just a survival advantage and occurs through two distinct pathways: intrasexual competition and intersexual selection. Gene selection theory, the modern explanation behind evolutionary biology, occurs through the desire for gene replication. Evolutionary psychology connects evolutionary principles with modern psychology and focuses primarily on psychological adaptations: changes in the way we think in order to improve our survival. Two major evolutionary psychological theories are described: Sexual strategies theory describes the psychology of human mating strategies and the ways in which women and men differ in those strategies. Error management theory describes the evolution of biases in the way we think about everything.

Learning Objectives

- Learn what “evolution” means.
- Define the primary mechanisms by which evolution takes place.
- Identify the two major classes of adaptations.
- Define sexual selection and its two primary processes.
- Define gene selection theory.
- Understand psychological adaptations.
- Identify the core premises of sexual strategies theory.
- Identify the core premises of error management theory, and provide two empirical examples of adaptive cognitive biases.

Introduction

If you have ever been on a first date, you're probably familiar with the anxiety of trying to figure out what clothes to wear or what perfume or cologne to put on. In fact, you may even consider flossing your teeth for the first time all year. When considering why you put in all this work, you probably recognize that you're doing it to impress the other person. But how did you learn these particular behaviors? Where did you get the idea that a first date should be at a nice restaurant or someplace unique? It is possible that we have been taught these behaviors by observing others. It is also possible, however, that these behaviors—the fancy clothes, the expensive restaurant—are biologically programmed into us. That is, just as peacocks display their feathers to show how attractive they are, or some lizards do push-ups to show how strong they are, when we style our hair or bring a gift to a date, we're trying to communicate to the other person: "Hey, I'm a good mate! Choose me! Choose me!"



It may seem like just a casual date, but don't doubt that the forces of evolution are hard at work below the surface. [Image: Best Couples, <https://goo.gl/aBMY6W>, CC BY-SA 2.0, <https://goo.gl/jSSrcO>]

However, we all know that our ancestors hundreds of thousands of years ago weren't driving sports cars or wearing designer clothes to attract mates. So how could someone ever say that such behaviors are "biologically programmed" into us? Well, even though our ancestors might not have been doing these specific actions, these behaviors are the result of the same driving force: the powerful influence of evolution. Yes, evolution—certain traits and behaviors developing over time because they are advantageous to our survival. In the case of dating, doing something like offering a gift might represent more than a nice gesture. Just as chimpanzees will give food to mates to show they can provide for them, when you offer gifts to your dates, you are communicating that you have the money or "resources" to help take care of them. And even though the person receiving the gift may not realize it, the same evolutionary forces are influencing his or her behavior as well. The receiver of the gift evaluates not only the gift but also the gift-giver's clothes, physical appearance, and many other qualities, to determine whether the individual is a suitable mate. But because these evolutionary

processes are hardwired into us, it is easy to overlook their influence.

To broaden your understanding of evolutionary processes, this module will present some of the most important elements of evolution as they impact psychology. Evolutionary theory helps us piece together the story of how we humans have prospered. It also helps to explain why we behave as we do on a daily basis in our modern world: why we bring gifts on dates, why we get jealous, why we crave our favorite foods, why we protect our children, and so on. Evolution may seem like a historical concept that applies only to our ancient ancestors but, in truth, it is still very much a part of our modern daily lives.

Basics of Evolutionary Theory

Evolution simply means change over time. Many think of evolution as the development of traits and behaviors that allow us to survive this “dog-eat-dog” world, like strong leg muscles to run fast, or fists to punch and defend ourselves. However, physical survival is only important if it eventually contributes to successful reproduction. That is, even if you live to be a 100-year-old, if you fail to mate and produce children, your genes will die with your body. Thus, *reproductive* success, not *survival* success, is the engine of evolution by natural selection. Every mating success by one person means the loss of a mating opportunity for another. Yet every living human being is an evolutionary success story. Each of us is descended from a long and unbroken line of ancestors who triumphed over others in the struggle to survive (at least long enough to mate) and reproduce. However, in order for our genes to endure over time—to survive harsh climates, to defeat predators—we have inherited adaptive, psychological processes designed to ensure success.

At the broadest level, we can think of organisms, including humans, as having two large classes of adaptations—or traits and behaviors that evolved over time to increase our reproductive success. The first class of adaptations are called survival adaptations: mechanisms that helped our ancestors handle the “hostile forces of nature.” For example, in order to survive very hot temperatures, we developed sweat glands to cool ourselves. In order to survive very cold temperatures, we developed shivering mechanisms (the speedy contraction and expansion of muscles to produce warmth). Other examples of survival adaptations include developing a craving for fats and sugars, encouraging us to seek out particular foods rich in fats and sugars that keep us going longer during food shortages. Some threats, such as snakes, spiders, darkness, heights, and strangers, often produce fear in us, which encourages us to avoid them and thereby stay safe. These are also examples of survival adaptations. However, all of these adaptations are for physical *survival*, whereas the second class of adaptations are for *reproduction*, and help us compete for mates. These adaptations are described in an

evolutionary theory proposed by Charles Darwin, called sexual selection theory.

Sexual Selection Theory

Darwin noticed that there were many traits and behaviors of organisms that could not be explained by “survival selection.” For example, the brilliant plumage of peacocks should actually lower their rates of survival. That is, the peacocks’ feathers act like a neon sign to predators, advertising “Easy, delicious dinner here!” But if these bright feathers only lower peacocks’ chances at survival, why do they have them? The same can be asked of similar characteristics of other animals, such as the large antlers of male stags or the wattles of roosters, which also seem to be unfavorable to survival. Again, if these traits only make the animals less likely to survive, why did they develop in the first place? And how have these animals continued to survive with these traits over thousands and thousands of years? Darwin’s answer to this conundrum was the theory of sexual selection: the evolution of characteristics, not because of survival advantage, but because of *mating* advantage.



Modern sports like boxing can be seen as modified/stylized versions of the evolutionary behavior of intrasexual competition. [Image: Dave Hogg, <https://goo.gl/fL5U2Z>, CC BY 2.0, <https://goo.gl/9uSnqN>]

Sexual selection occurs through two processes. The first, intrasexual competition, occurs when members of one sex compete against each other, and the winner gets to mate with a member of the opposite sex. Male stags, for example, battle with their antlers, and the winner (often the stronger one with larger antlers) gains mating access to the female. That is, even though large antlers make it harder for the stags to run through the forest and evade predators (which lowers their survival success), they provide the stags with a better chance of attracting a mate (which increases their reproductive success). Similarly, human males sometimes also compete against each other in physical contests: boxing, wrestling, karate, or group-on-group sports, such as football. Even though engaging in

these activities poses a “threat” to their survival success, as with the stag, the victors are often more attractive to potential mates, increasing their reproductive success. Thus, whatever qualities lead to success in intrasexual competition are then passed on with greater frequency

due to their association with greater mating success.

The second process of sexual selection is preferential mate choice, also called **intersexual selection**. In this process, if members of one sex are attracted to certain qualities in mates—such as brilliant plumage, signs of good health, or even intelligence—those desired qualities get passed on in greater numbers, simply because their possessors mate more often. For example, the colorful plumage of peacocks exists due to a long evolutionary history of peahens' (the term for female peacocks) attraction to males with brilliantly colored feathers.

In all sexually-reproducing species, adaptations in both sexes (males and females) exist due to survival selection and sexual selection. However, unlike other animals where one sex has dominant control over mate choice, humans have “mutual mate choice.” That is, both women and men typically have a say in choosing their mates. And both mates value qualities such as kindness, intelligence, and dependability that are beneficial to long-term relationships—qualities that make good partners and good parents.

Gene Selection Theory

In modern evolutionary theory, all evolutionary processes boil down to an organism's genes. Genes are the basic “units of heredity,” or the information that is passed along in DNA that tells the cells and molecules how to “build” the organism and how that organism should behave. Genes that are better able to encourage the organism to reproduce, and thus replicate themselves in the organism's offspring, have an advantage over competing genes that are less able. For example, take female sloths: In order to attract a mate, they will scream as loudly as they can, to let potential mates know where they are in the thick jungle. Now, consider two types of genes in female sloths: one gene that allows them to scream extremely loudly, and another that only allows them to scream moderately loudly. In this case, the sloth with the gene that allows her to shout louder will attract more mates—increasing reproductive success—which ensures that her genes are more readily passed on than those of the quieter sloth.

Essentially, genes can boost their own replicative success in two basic ways. First, they can influence the odds for survival and reproduction of the organism they are in (individual reproductive success or fitness—as in the example with the sloths). Second, genes can also influence the organism to help other organisms who also likely contain those genes—known as “genetic relatives”—to survive and reproduce (which is called inclusive fitness). For example, why do human parents tend to help their own kids with the financial burdens of a college education and not the kids next door? Well, having a college education increases one's attractiveness to other mates, which increases one's likelihood for reproducing and passing

on genes. And because parents' genes are in their own children (and not the neighborhood children), funding their children's educations increases the likelihood that the parents' genes will be passed on.

Understanding gene replication is the key to understanding modern evolutionary theory. It also fits well with many evolutionary psychological theories. However, for the time being, we'll ignore genes and focus primarily on actual adaptations that evolved because they helped our ancestors survive and/or reproduce.

Evolutionary Psychology

Evolutionary psychology aims the lens of modern evolutionary theory on the workings of the human mind. It focuses primarily on **psychological adaptations**: mechanisms of the mind that have evolved to solve specific problems of survival or reproduction. These kinds of adaptations are in contrast to *physiological* adaptations, which are adaptations that occur in the body as a consequence of one's environment. One example of a physiological adaptation is how our skin makes calluses. First, there is an "input," such as repeated friction to the skin on the bottom of our feet from walking. Second, there is a "procedure," in which the skin grows new skin cells at the afflicted area. Third, an actual callus forms as an "output" to protect the underlying tissue—the final outcome of the physiological adaptation (i.e., tougher skin to protect repeatedly scraped areas). On the other hand, a *psychological* adaptation is a development or change of a mechanism in the mind. For example, take sexual jealousy. First, there is an "input," such as a romantic partner flirting with a rival. Second, there is a "procedure," in which the person evaluates the threat the rival poses to the romantic relationship. Third, there is a behavioral output, which might range from vigilance (e.g., snooping through a partner's email) to violence (e.g., threatening the rival). Although such behaviors serve a purpose for the jealous person, they can be harmful to others.

Evolutionary psychology is fundamentally an *interactionist* framework, or a theory that takes into account multiple factors when determining the outcome. For example, jealousy, like a callus, doesn't simply pop up out of nowhere. There is an "interaction" between the environmental trigger (e.g., the flirting; the repeated rubbing of the skin) and the initial response (e.g., evaluation of the flirter's threat; the forming of new skin cells) to produce the outcome.

In evolutionary psychology, culture also has a major effect on psychological adaptations. For

example, status within one's group is important in all cultures for achieving reproductive success, because higher status makes someone more attractive to mates. In individualistic cultures, such as the United States, status is heavily determined by individual accomplishments. But in more collectivist cultures, such as Japan, status is more heavily determined by contributions to the group and by that group's success. For example, consider a group project. If you were to put in most of the effort on a successful group project, the culture in the United States reinforces the psychological adaptation to try to claim that success for yourself (because individual achievements are rewarded with higher status). However, the culture in Japan reinforces the psychological adaptation to attribute that success to the whole group (because collective achievements are rewarded with higher status). Another example of cultural input is the importance of virginity as a desirable quality for a mate. Cultural norms that advise against premarital sex persuade people to ignore their own basic interests because they know that virginity will make them more attractive marriage partners. Evolutionary psychology, in short, does not predict rigid robotic-like "instincts." That is, there isn't one rule that works all the time. Rather, evolutionary psychology studies flexible, environmentally-connected and culturally-influenced adaptations that vary according to the situation.

Psychological adaptations are hypothesized to be wide-ranging, and include food preferences, habitat preferences, mate preferences, and specialized fears. These psychological adaptations also include many traits that improve people's ability to live in groups, such as the desire to cooperate and make friends, or the inclination to spot and avoid frauds, punish rivals, establish status hierarchies, nurture children, and help genetic relatives. Research programs in evolutionary psychology develop and empirically test predictions about the nature of psychological adaptations. Below, we highlight a few evolutionary psychological theories and their associated research approaches.

Sexual Strategies Theory

Sexual strategies theory is based on sexual selection theory. It proposes that humans have evolved a list of different mating strategies, both short-term and long-term, that vary depending on culture, social context, parental influence, and personal mate value (desirability in the "mating market").

In its initial formulation, sexual strategies theory focused on the differences between men and women in mating preferences and strategies (Buss & Schmitt, 1993). It started by looking at the minimum parental investment needed to produce a child. For women, even the minimum investment is significant: after becoming pregnant, they have to carry that child for nine months inside of them. For men, on the other hand, the minimum investment to produce

the same child is considerably smaller—simply the act of sex.

These differences in parental investment have an enormous impact on sexual strategies. For a woman, the risks associated with making a poor mating choice is high. She might get pregnant by a man who will not help to support her and her children, or who might have poor-quality genes. And because the stakes are higher for a woman, *wise* mating decisions for her are much more valuable. For men, on the other hand, the need to focus on making wise mating decisions isn't as important. That is, unlike women, men 1) don't biologically have the child growing inside of them for nine months, and 2) do not have as high a cultural expectation to raise the child. This logic leads to a powerful set of predictions: In short-term mating, women will likely be choosier than men (because the costs of getting pregnant are so high), while men, on average, will likely engage in more casual sexual activities (because this cost is greatly lessened). Due to this, men will sometimes deceive women about their long-term intentions for the benefit of short-term sex, and men are more likely than women to lower their mating standards for short-term mating situations.



Because women bear responsibility for pregnancy, they may use different sexual selection strategies than men do. [Image: CC0 Public Domain, <https://goo.gl/m25gce>]

An extensive body of empirical evidence supports these and related predictions (Buss & Schmitt, 2011). Men express a desire for a larger number of sex partners than women do. They let less time elapse before seeking sex. They are more willing to consent to sex with strangers and are less likely to require emotional involvement with their sex partners. They have more frequent sexual fantasies and fantasize about a larger variety of sex partners. They are more likely to regret missed sexual opportunities. And they lower their standards in short-term mating, showing a willingness to mate with a larger variety of women as long as the costs and risks are low.

However, in situations where both the man and woman are interested in long-term mating, both sexes tend to invest substantially in the relationship and in their children. In these cases, the theory predicts that both sexes will be extremely choosy when pursuing a long-term mating strategy. Much empirical research supports this prediction, as well. In fact, the qualities women

and men generally look for when choosing long-term mates are very similar: both want mates who are intelligent, kind, understanding, healthy, dependable, honest, loyal, loving, and adaptable.

Nonetheless, women and men do differ in their preferences for a few key qualities in long-term mating, because of somewhat distinct adaptive problems. Modern women have inherited the evolutionary trait to desire mates who possess resources, have qualities linked with acquiring resources (e.g., ambition, wealth, industriousness), and are willing to share those resources with them. On the other hand, men more strongly desire youth and health in women, as both are cues to fertility. These male and female differences are universal in humans. They were first documented in 37 different cultures, from Australia to Zambia (Buss, 1989), and have been replicated by dozens of researchers in dozens of additional cultures (for summaries, see Buss, 2012).

As we know, though, just because we have these mating preferences (e.g., men with resources; fertile women), people don't always get what they want. There are countless other factors which influence who people ultimately select as their mate. For example, the sex ratio (the percentage of men to women in the mating pool), cultural practices (such as arranged marriages, which inhibit individuals' freedom to act on their preferred mating strategies), the strategies of others (e.g., if everyone else is pursuing short-term sex, it's more difficult to pursue a long-term mating strategy), and many others all influence who we select as our mates.

Sexual strategies theory—anchored in sexual selection theory— predicts specific similarities and differences in men and women's mating preferences and strategies. Whether we seek short-term or long-term relationships, many personality, social, cultural, and ecological factors will all influence who our partners will be.

Error Management Theory

Error management theory (EMT) deals with the evolution of how we think, make decisions, and evaluate uncertain situations—that is, situations where there's no clear answer how we should behave. (Haselton & Buss, 2000; Haselton, Nettle, & Andrews, 2005). Consider, for example, walking through the woods at dusk. You hear a rustle in the leaves on the path in front of you. It could be a snake. Or, it could just be the wind blowing the leaves. Because you can't really tell why the leaves rustled, it's an uncertain situation. The important question then is, what are the costs of errors in judgment? That is, if you conclude that it's a dangerous snake so you avoid the leaves, the costs are minimal (i.e., you simply make a short detour around them). However, if you assume the leaves are safe and simply walk over them—when in fact



If you were walking in the woods and heard a sound in the bushes you might be startled and act on the worst case scenario—such as the threat of a wild animal—by moving in the opposite direction. This is evolutionary psychology at work, keeping you safe so you can survive and reproduce. [Image: Nicholas T, <https://goo.gl/gZ3zEL>, CC BY 2.0, <https://goo.gl/9uSnqN>]

it *is* a dangerous snake—the decision could cost you your life.

Now, think about our evolutionary history and how generation after generation was confronted with similar decisions, where one option had low cost but great reward (walking around the leaves and not getting bitten) and the other had a low reward but high cost (walking through the leaves and getting bitten). These kinds of choices are called “cost asymmetries.” If during our evolutionary history we encountered decisions like these generation after generation, over time an adaptive bias would be created: we would make sure to err in favor of the least costly (in this case, least dangerous) option (e.g., walking around the leaves). To put it another way, EMT predicts that whenever

uncertain situations present us with a safer versus more dangerous decision, we will psychologically adapt to prefer choices that minimize the cost of errors.

EMT is a general evolutionary psychological theory that can be applied to many different domains of our lives, but a specific example of it is the *visual descent illusion*. To illustrate: Have you ever thought it would be no problem to jump off of a ledge, but as soon as you stood up there, it suddenly looked much higher than you thought? The visual descent illusion (Jackson & Cormack, 2008) states that people will overestimate the distance when looking down from a height (compared to looking up) so that people will be especially wary of falling from great heights—which would result in injury or death. Another example of EMT is the *auditory looming bias*: Have you ever noticed how an ambulance seems closer when it's coming toward you, but suddenly seems far away once it's immediately passed? With the auditory looming bias, people overestimate how close objects are when the sound is moving toward them compared to when it is moving away from them. From our evolutionary history, humans learned, “It's better to be safe than sorry.” Therefore, if we think that a threat is closer to us when it's moving toward us (because it seems louder), we will be quicker to act and escape. In this regard, there may be times we ran away when we didn't need to (a false alarm), but wasting that time is a less costly mistake than not acting in the first place when a real threat does exist.

EMT has also been used to predict adaptive biases in the domain of mating. Consider something as simple as a smile. In one case, a smile from a potential mate could be a sign of sexual or romantic interest. On the other hand, it may just signal friendliness. Because of the costs to men of missing out on chances for reproduction, EMT predicts that men have a *sexual overperception bias*: they often misread sexual interest from a woman, when really it's just a friendly smile or touch. In the mating domain, the sexual overperception bias is one of the best-documented phenomena. It's been shown in studies in which men and women rated the sexual interest between people in photographs and videotaped interactions. As well, it's been shown in the laboratory with participants engaging in actual "speed dating," where the men interpret sexual interest from the women more often than the women actually intended it (Perilloux, Easton, & Buss, 2012). In short, EMT predicts that men, more than women, will over-infer sexual interest based on minimal cues, and empirical research confirms this adaptive mating bias.

Conclusion

Sexual strategies theory and error management theory are two evolutionary psychological theories that have received much empirical support from dozens of independent researchers. But, there are many other evolutionary psychological theories, such as social exchange theory for example, that also make predictions about our modern day behavior and preferences, too. The merits of each evolutionary psychological theory, however, must be evaluated separately and treated like any scientific theory. That is, we should only trust their predictions and claims to the extent they are supported by scientific studies. However, even if the theory is scientifically grounded, just because a psychological adaptation was advantageous in our history, it doesn't mean it's still useful today. For example, even though women may have preferred men with resources in generations ago, our modern society has advanced such that these preferences are no longer apt or necessary. Nonetheless, it's important to consider how our evolutionary history has shaped our automatic or "instinctual" desires and reflexes of today, so that we can better shape them for the future ahead.

Outside Resources

FAQs

<http://www.anth.ucsb.edu/projects/human/evpsychfaq.html>

Web: Articles and books on evolutionary psychology

<http://homepage.psy.utexas.edu/homepage/Group/BussLAB/>

Web: Main international scientific organization for the study of evolution and human behavior, HBES

<http://www.hbes.com/>

Discussion Questions

1. How does change take place over time in the living world?
2. Which two potential psychological adaptations to problems of survival are not discussed in this module?
3. What are the psychological and behavioral implications of the fact that women bear heavier costs to produce a child than men do?
4. Can you formulate a hypothesis about an error management bias in the domain of social interaction?

Vocabulary

Adaptations

Evolved solutions to problems that historically contributed to reproductive success.

Error management theory (EMT)

A theory of selection under conditions of uncertainty in which recurrent cost asymmetries of judgment or inference favor the evolution of adaptive cognitive biases that function to minimize the more costly errors.

Evolution

Change over time. Is the definition changing?

Gene Selection Theory

The modern theory of evolution by selection by which differential gene replication is the defining process of evolutionary change.

Intersexual selection

A process of sexual selection by which evolution (change) occurs as a consequences of the mate preferences of one sex exerting selection pressure on members of the opposite sex.

Intrasexual competition

A process of sexual selection by which members of one sex compete with each other, and the victors gain preferential mating access to members of the opposite sex.

Natural selection

Differential reproductive success as a consequence of differences in heritable attributes.

Psychological adaptations

Mechanisms of the mind that evolved to solve specific problems of survival or reproduction; conceptualized as information processing devices.

Sexual selection

The evolution of characteristics because of the mating advantage they give organisms.

Sexual strategies theory

A comprehensive evolutionary theory of human mating that defines the menu of mating strategies humans pursue (e.g., short-term casual sex, long-term committed mating), the

adaptive problems women and men face when pursuing these strategies, and the evolved solutions to these mating problems.

References

- Buss, D. M. (2012). *Evolutionary psychology: The new science of the mind* (4th ed.). Boston, MA: Allyn & Bacon.
- Buss, D. M. (1989). Sex differences in human mate preferences: Evolutionary hypotheses tested in 37 cultures. *Behavioral & Brain Sciences*, 12, 1–49.
- Buss, D. M., & Schmitt, D. P. (2011). Evolutionary psychology and feminism. *Sex Roles*, 64, 768–787.
- Buss, D. M., & Schmitt, D. P. (1993). Sexual strategies theory: An evolutionary perspective on human mating. *Psychological Review*, 100, 204–232.
- Haselton, M. G., & Buss, D. M. (2000). Error management theory: A new perspective on biases in cross-sex mind reading. *Journal of Personality and Social Psychology*, 78, 81–91.
- Haselton, M. G., Nettle, D., & Andrews, P. W. (2005). The evolution of cognitive bias. In D. M. Buss (Ed.), *The handbook of evolutionary psychology* (pp. 724–746). New York, NY: Wiley.
- Jackson, R. E., & Cormack, J. K. (2008). Evolved navigation theory and the environmental vertical illusion. *Evolution and Human Behavior*, 29, 299–304.
- Perilloux, C., Easton, J. A., & Buss, D. M. (2012). The misperception of sexual interest. *Psychological Science*, 23, 146–151.

6

The Nature-Nurture Question

Eric Turkheimer

People have a deep intuition about what has been called the “nature–nurture question.” Some aspects of our behavior feel as though they originate in our genetic makeup, while others feel like the result of our upbringing or our own hard work. The scientific field of behavior genetics attempts to study these differences empirically, either by examining similarities among family members with different degrees of genetic relatedness, or, more recently, by studying differences in the DNA of people with different behavioral traits. The scientific methods that have been developed are ingenious, but often inconclusive. Many of the difficulties encountered in the empirical science of behavior genetics turn out to be conceptual, and our intuitions about nature and nurture get more complicated the harder we think about them. In the end, it is an oversimplification to ask how “genetic” some particular behavior is. Genes and environments always combine to produce behavior, and the real science is in the discovery of how they combine for a given behavior.

Learning Objectives

- Understand what the nature–nurture debate is and why the problem fascinates us.
- Understand why nature–nurture questions are difficult to study empirically.
- Know the major research designs that can be used to study nature–nurture questions.
- Appreciate the complexities of nature–nurture and why questions that seem simple turn out not to have simple answers.

Introduction

There are three related problems at the intersection of philosophy and science that are fundamental to our understanding of our relationship to the natural world: the mind-body problem, the free will problem, and the nature-nurture problem. These great questions have a lot in common. Everyone, even those without much knowledge of science or philosophy, has opinions about the answers to these questions that come simply from observing the world we live in. Our feelings about our relationship with the physical and biological world often seem incomplete. We are in control of our actions in some ways, but at the mercy of our bodies in others; it feels obvious that our consciousness is some kind of creation of our physical brains, at the same time we sense that our awareness must go beyond just the physical. This incomplete knowledge of our relationship with nature leaves us fascinated and a little obsessed, like a cat that climbs into a paper bag and then out again, over and over, mystified every time by a relationship between inner and outer that it can see but can't quite understand.

It may seem obvious that we are born with certain characteristics while others are acquired, and yet of the three great questions about humans' relationship with the natural world, only nature-nurture gets referred to as a "debate." In the history of psychology, no other question has caused so much controversy and offense: We are so concerned with nature-nurture because our very sense of moral character seems to depend on it. While we may admire the athletic skills of a great basketball player, we think of his height as simply a gift, a payoff in the "genetic lottery." For the same reason, no one blames a short person for his height or someone's congenital disability on poor decisions: To state the obvious, it's "not their fault." But we do praise the concert violinist (and perhaps her parents and teachers as well) for her dedication, just as we condemn cheaters, slackers, and bullies for their bad behavior.

The problem is, most human characteristics aren't usually as clear-cut as height or instrument-mastery, affirming our nature-nurture expectations strongly one way or the other. In fact, even the great violinist might have some inborn qualities—perfect pitch, or long, nimble fingers—that support and reward her hard work. And the basketball player might have eaten a diet while growing up that promoted his genetic tendency for being tall. When we think about our own qualities, they seem under our control in some respects, yet beyond our control in others. And often the traits that don't seem to have an obvious cause are the ones that concern us the most and are far more personally significant. What about how much we drink or worry? What about our honesty, or religiosity, or sexual orientation? They all come from that uncertain zone, neither fixed by nature nor totally under our own control.

One major problem with answering nature-nurture questions about people is, how do you set up an experiment? In nonhuman animals, there are relatively straightforward experiments for tackling nature-nurture questions. Say, for example, you are interested in aggressiveness



Researchers have learned a great deal about the nature-nurture dynamic by working with animals. But of course many of the techniques used to study animals cannot be applied to people. Separating these two influences in human subjects is a greater research challenge. [Image: Sebastián Dario, <https://goo.gl/OPiWd>, CC BY-NC 2.0, <https://goo.gl/Filc2e>]

in dogs. You want to test for the more important determinant of aggression: being born to aggressive dogs or being raised by them. You could mate two aggressive dogs—angry Chihuahuas—together, and mate two nonaggressive dogs—happy beagles—together, then switch half the puppies from each litter between the different sets of parents to raise. You would then have puppies born to aggressive parents (the Chihuahuas) but being raised by nonaggressive parents (the Beagles), and vice versa, in litters that mirror each other in puppy distribution. The big questions are: Would the Chihuahua parents raise aggressive beagle puppies? Would the beagle parents raise *nonaggressive* Chihuahua puppies? Would the puppies' *nature* win out, regardless of who raised them? Or... would the result be a

combination of nature *and* nurture? Much of the most significant nature-nurture research has been done in this way (Scott & Fuller, 1998), and animal breeders have been doing it successfully for thousands of years. In fact, it is fairly easy to breed animals for behavioral traits.

With people, however, we can't assign babies to parents at random, or select parents with certain behavioral characteristics to mate, merely in the interest of science (though history does include horrific examples of such practices, in misguided attempts at "eugenics," the shaping of human characteristics through intentional breeding). In typical human families, children's biological parents raise them, so it is very difficult to know whether children act like their parents due to genetic (nature) or environmental (nurture) reasons. Nevertheless, despite our restrictions on setting up human-based experiments, we do see real-world examples of nature-nurture at work in the human sphere—though they only provide partial answers to our many questions.

The science of how genes and environments work together to influence behavior is called **behavioral genetics**. The easiest opportunity we have to observe this is the **adoption study**. When children are put up for adoption, the parents who give birth to them are no longer the parents who raise them. This setup isn't quite the same as the experiments with dogs (children

aren't assigned to random adoptive parents in order to suit the particular interests of a scientist) but adoption still tells us some interesting things, or at least confirms some basic expectations. For instance, if the biological child of tall parents were adopted into a family of short people, do you suppose the child's growth would be affected? What about the biological child of a Spanish-speaking family adopted at birth into an English-speaking family? What language would you expect the child to speak? And what might these outcomes tell you about the difference between height and language in terms of nature-nurture?

Another option for observing nature-nurture in humans involves twin studies. There are two types of twins: monozygotic (MZ) and dizygotic (DZ). Monozygotic twins, also called "identical" twins, result from a single zygote (fertilized egg) and have the same DNA. They are essentially clones. Dizygotic twins, also known as "fraternal" twins, develop from two zygotes and share 50% of their DNA. Fraternal twins are ordinary siblings who happen to have been born at the same time. To analyze nature-nurture using twins, we compare the similarity of MZ and DZ pairs. Sticking with the features of height and spoken language, let's take a look at how nature and nurture apply: Identical twins, unsurprisingly, are almost perfectly similar for height. The heights of fraternal twins, however, are like any other sibling pairs: more similar to each other than to people from other families, but hardly identical. This contrast between twin types gives us a clue about the role genetics plays in determining height. Now consider spoken language. If one identical twin speaks Spanish at home, the co-twin with whom she is raised almost certainly does too. But the same would be true for a pair of fraternal twins raised together. In terms of spoken language, fraternal twins are just as similar as identical twins, so it appears that the genetic match of identical twins doesn't make much difference.



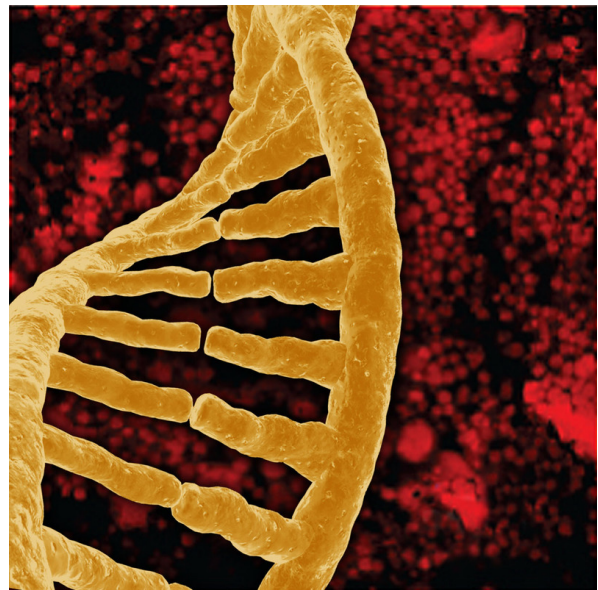
Studies focused on twins have led to important insights about the biological origins of many personality characteristics.

Twin and adoption studies are two instances of a much broader class of methods for observing nature-nurture called quantitative genetics, the scientific discipline in which similarities among individuals are analyzed based on how biologically related they are. We can do these studies with siblings and half-siblings, cousins, twins who have been separated at birth and

raised separately (Bouchard, Lykken, McGue, & Segal, 1990; such twins are very rare and play a smaller role than is commonly believed in the science of nature–nurture), or with entire extended families (see Plomin, DeFries, Knopik, & Neiderhiser, 2012, for a complete introduction to research methods relevant to nature–nurture).

For better or for worse, contentions about nature–nurture have intensified because quantitative genetics produces a number called a **heritability coefficient**, varying from 0 to 1, that is meant to provide a single measure of genetics' influence of a trait. In a general way, a heritability coefficient measures how strongly differences among individuals are related to differences among their genes. But beware: Heritability coefficients, although simple to compute, are deceptively difficult to interpret. Nevertheless, numbers that provide simple answers to complicated questions tend to have a strong influence on the human imagination, and a great deal of time has been spent discussing whether the heritability of intelligence or personality or depression is equal to one number or another.

One reason nature–nurture continues to fascinate us so much is that we live in an era of great scientific discovery in genetics, comparable to the times of Copernicus, Galileo, and Newton, with regard to astronomy and physics. Every day, it seems, new discoveries are made, new possibilities proposed. When Francis Galton first started thinking about nature–nurture in the late-19th century he was very influenced by his cousin, Charles Darwin, but genetics *per se* was unknown. Mendel's famous work with peas, conducted at about the same time, went undiscovered for 20 years; quantitative genetics was developed in the 1920s; DNA was discovered by Watson and Crick in the 1950s; the human genome was completely sequenced at the turn of the 21st century; and we are now on the verge of being able to obtain the specific DNA sequence of anyone at a relatively low cost. No one knows what this new genetic knowledge will mean for the study of nature–nurture, but as we will see in the next section, answers to nature–nurture questions have turned out to be far more difficult and mysterious than anyone imagined.



Quantitative genetics uses statistical methods to study the effects that both heredity and environment have on test subjects. These methods have provided us with the heritability coefficient which measures how strongly differences among individuals for a trait are related to differences among their genes. [Image: EMSL, <https://goo.gl/IRfn9g>, CC BY-NC-SA 2.0, <https://goo.gl/fbv27n>]

What Have We Learned About Nature–Nurture?

It would be satisfying to be able to say that nature–nurture studies have given us conclusive and complete evidence about where traits come from, with some traits clearly resulting from genetics and others almost entirely from environmental factors, such as childrearing practices and personal will; but that is not the case. Instead, *everything* has turned out to have some footing in genetics. The more genetically-related people are, the more similar they are—for *everything*: height, weight, intelligence, personality, mental illness, etc. Sure, it seems like common sense that some traits have a genetic bias. For example, adopted children resemble their biological parents even if they have never met them, and identical twins are more similar to each other than are fraternal twins. And while certain psychological traits, such as personality or mental illness (e.g., schizophrenia), seem reasonably influenced by genetics, it turns out that the same is true for political attitudes, how much television people watch (Plomin, Corley, DeFries, & Fulker, 1990), and whether or not they get divorced (McGue & Lykken, 1992).



Research over the last half century has revealed how central genetics are to behavior. The more genetically related people are the more similar they are not just physically but also in terms of personality and behavior. [Image: Paul Altobelli, <https://goo.gl/SWLwm2>, CC BY 2.0, <https://goo.gl/9uSnqN>]

It may seem surprising, but genetic influence on behavior is a relatively recent discovery. In the middle of the 20th century, psychology was dominated by the doctrine of behaviorism, which held that behavior could only be explained in terms of environmental factors. Psychiatry concentrated on psychoanalysis, which probed for roots of behavior in individuals' early life-histories. The truth is, neither behaviorism nor psychoanalysis is incompatible with genetic influences on behavior, and neither Freud nor Skinner was naive about the importance of organic processes in behavior. Nevertheless, in their day it was widely thought that children's personalities were shaped entirely by imitating their parents' behavior, and that schizophrenia was caused by certain kinds of "pathological

mothering." Whatever the outcome of our broader discussion of nature–nurture, the basic

fact that the best predictors of an adopted child's personality or mental health are found in the biological parents he or she has never met, rather than in the adoptive parents who raised him or her, presents a significant challenge to purely environmental explanations of personality or psychopathology. The message is clear: You can't leave genes out of the equation. But keep in mind, no behavioral traits are completely inherited, so you can't leave the environment out altogether, either.

Trying to untangle the various ways nature-nurture influences human behavior can be messy, and often common-sense notions can get in the way of good science. One very significant contribution of behavioral genetics that has changed psychology for good can be very helpful to keep in mind: When your subjects are biologically-related, no matter how clearly a situation may seem to point to environmental influence, it is never safe to interpret a behavior as wholly the result of nurture without further evidence. For example, when presented with data showing that children whose mothers read to them often are likely to have better reading scores in third grade, it is tempting to conclude that reading to your kids out loud is important to success in school; this may well be true, but the study as described is inconclusive, because there are genetic *as well as* environmental pathways between the parenting practices of mothers and the abilities of their children. This is a case where "correlation does not imply causation," as they say. To establish that reading aloud causes success, a scientist can either study the problem in adoptive families (in which the genetic pathway is absent) or by finding a way to randomly assign children to oral reading conditions.

The outcomes of nature-nurture studies have fallen short of our expectations (of establishing clear-cut bases for traits) in many ways. The most disappointing outcome has been the inability to organize traits from *more-* to *less-*genetic. As noted earlier, everything has turned out to be at least *somewhat* heritable (passed down), yet nothing has turned out to be *absolutely* heritable, and there hasn't been much consistency as to which traits are *more* heritable and which are *less* heritable once other considerations (such as how accurately the trait can be measured) are taken into account (Turkheimer, 2000). The problem is conceptual: The heritability coefficient, and, in fact, the whole quantitative structure that underlies it, does not match up with our nature-nurture intuitions. We want to know how "important" the roles of genes and environment are to the development of a trait, but in focusing on "important" maybe we're emphasizing the wrong thing. First of all, genes and environment are both crucial to *every* trait; without genes the environment would have nothing to work on, and too, genes cannot develop in a vacuum. Even more important, because nature-nurture questions look at the differences among people, the cause of a given trait depends not only on the trait itself, but also on the differences in that trait between members of the group being studied.

The classic example of the heritability coefficient defying intuition is the trait of having two

arms. No one would argue against the development of arms being a biological, genetic process. But fraternal twins are just as similar for “two-armedness” as identical twins, resulting in a heritability coefficient of zero for the trait of having two arms. Normally, according to the heritability model, this result (coefficient of zero) would suggest all nurture, no nature, but we know that’s not the case. The reason this result is not a tip-off that arm development is less genetic than we imagine is because people *do not vary* in the genes related to arm development—which essentially upends the heritability formula. In fact, in this instance, the opposite is likely true: the extent that people differ in arm number is likely the result of accidents and, therefore, environmental. For reasons like these, we always have to be very careful when asking nature–nurture questions, especially when we try to express the answer in terms of a single number. The heritability of a trait is not simply a property of that trait, but a property of the trait in a particular context of relevant genes and environmental factors.

Another issue with the heritability coefficient is that it divides traits’ determinants into two portions—genes and environment—which are then calculated together for the total variability. This is a little like asking how much of the experience of a symphony comes from the horns and how much from the strings; the ways instruments or genes integrate is more complex than that. It turns out to be the case that, for many traits, genetic differences affect behavior under some environmental circumstances but not others—a phenomenon called gene–environment interaction, or $G \times E$. In one well-known example, Caspi et al. (2002) showed that among maltreated children, those who carried a particular allele of the MAOA gene showed a predisposition to violence and antisocial behavior, while those with other alleles did not. Whereas, in children who had not been maltreated, the gene had no effect. Making matters even more complicated are very recent studies of what is known as epigenetics (see module, “Epigenetics” <http://noba.to/37p5cb8v>), a process in which the DNA itself is modified by environmental events, and those genetic changes transmitted to children.

Some common questions about nature–nurture are, how susceptible is a trait to



The answer to the nature –nurture question has not turned out to be as straightforward as we would like. The many questions we can ask about the relationships among genes, environments, and human traits may have many different answers, and the answer to one tells us little about the answers to the others. [Image: Sundaram Ramaswamy, <https://goo.gl/Bv8lp6>, CC BY 2.0, <https://goo.gl/9uSnqN>]

change, how malleable is it, and do we “have a choice” about it? These questions are much more complex than they may seem at first glance. For example, phenylketonuria is an inborn error of metabolism caused by a single gene; it prevents the body from metabolizing phenylalanine. Untreated, it causes intellectual disability and death. But it can be treated effectively by a straightforward environmental intervention: avoiding foods containing phenylalanine. Height seems like a trait firmly rooted in our nature and unchangeable, but the average height of many populations in Asia and Europe has increased significantly in the past 100 years, due to changes in diet and the alleviation of poverty. Even the most modern genetics has not provided definitive answers to nature–nurture questions. When it was first becoming possible to measure the DNA sequences of individual people, it was widely thought that we would quickly progress to finding the specific genes that account for behavioral characteristics, but that hasn’t happened. There are a few rare genes that have been found to have significant (almost always negative) effects, such as the single gene that causes Huntington’s disease, or the Apolipoprotein gene that causes early onset dementia in a small percentage of Alzheimer’s cases. Aside from these rare genes of great effect, however, the genetic impact on behavior is broken up over many genes, each with very small effects. For most behavioral traits, the effects are so small and distributed across so many genes that we have not been able to catalog them in a meaningful way. In fact, the same is true of environmental effects. We know that extreme environmental hardship causes catastrophic effects for many behavioral outcomes, but fortunately extreme environmental hardship is very rare. Within the normal range of environmental events, those responsible for differences (e.g., why some children in a suburban third-grade classroom perform better than others) are much more difficult to grasp.

The difficulties with finding clear-cut solutions to nature–nurture problems bring us back to the other great questions about our relationship with the natural world: the mind-body problem and free will. Investigations into what we mean when we say we are aware of something reveal that consciousness is not simply the product of a particular area of the brain, nor does choice turn out to be an orderly activity that we can apply to some behaviors but not others. So it is with nature and nurture: What at first may seem to be a straightforward matter, able to be indexed with a single number, becomes more and more complicated the closer we look. The many questions we can ask about the intersection among genes, environments, and human traits—how sensitive are traits to environmental change, and how common are those influential environments; are parents or culture more relevant; how sensitive are traits to differences in genes, and how much do the relevant genes vary in a particular population; does the trait involve a single gene or a great many genes; is the trait more easily described in genetic or more-complex behavioral terms?—may have different answers, and the answer to one tells us little about the answers to the others.

It is tempting to predict that the more we understand the wide-ranging effects of genetic differences on all human characteristics—especially behavioral ones—our cultural, ethical, legal, and personal ways of thinking about ourselves will have to undergo profound changes in response. Perhaps criminal proceedings will consider genetic background. Parents, presented with the genetic sequence of their children, will be faced with difficult decisions about reproduction. These hopes or fears are often exaggerated. In some ways, our thinking may need to change—for example, when we consider the meaning behind the fundamental American principle that all men are created equal. Human beings differ, and like all evolved organisms they differ genetically. The Declaration of Independence predates Darwin and Mendel, but it is hard to imagine that Jefferson—whose genius encompassed botany as well as moral philosophy—would have been alarmed to learn about the genetic diversity of organisms. One of the most important things modern genetics has taught us is that almost all human behavior is too complex to be nailed down, even from the most complete genetic information, unless we're looking at identical twins. The science of nature and nurture has demonstrated that genetic differences among people are vital to human moral equality, freedom, and self-determination, not opposed to them. As Mordecai Kaplan said about the role of the past in Jewish theology, genetics gets a vote, not a veto, in the determination of human behavior. We should indulge our fascination with nature–nurture while resisting the temptation to oversimplify it.

Outside Resources

Web: Institute for Behavioral Genetics

<http://www.colorado.edu/ibg/>

Discussion Questions

1. Is your personality more like one of your parents than the other? If you have a sibling, is his or her personality like yours? In your family, how did these similarities and differences develop? What do you think caused them?
2. Can you think of a human characteristic for which genetic differences would play almost no role? Defend your choice.
3. Do you think the time will come when we will be able to predict almost everything about someone by examining their DNA on the day they are born?
4. Identical twins are more similar than fraternal twins for the trait of aggressiveness, as well as for criminal behavior. Do these facts have implications for the courtroom? If it can be shown that a violent criminal had violent parents, should it make a difference in culpability or sentencing?

Vocabulary

Adoption study

A behavior genetic research method that involves comparison of adopted children to their adoptive and biological parents.

Behavioral genetics

The empirical science of how genes and environments combine to generate behavior.

Heritability coefficient

An easily misinterpreted statistical construct that purports to measure the role of genetics in the explanation of differences among individuals.

Quantitative genetics

Scientific and mathematical methods for inferring genetic and environmental processes based on the degree of genetic and environmental similarity among organisms.

Twin studies

A behavior genetic research method that involves comparison of the similarity of identical (monozygotic; MZ) and fraternal (dizygotic; DZ) twins.

References

- Bouchard, T. J., Lykken, D. T., McGue, M., & Segal, N. L. (1990). Sources of human psychological differences: The Minnesota study of twins reared apart. *Science*, 250(4978), 223–228.
- Caspi, A., McClay, J., Moffitt, T. E., Mill, J., Martin, J., Craig, I. W., Taylor, A. & Poulton, R. (2002). Role of genotype in the cycle of violence in maltreated children. *Science*, 297(5582), 851–854.
- McGue, M., & Lykken, D. T. (1992). Genetic influence on risk of divorce. *Psychological Science*, 3(6), 368–373.
- Plomin, R., Corley, R., DeFries, J. C., & Fulker, D. W. (1990). Individual differences in television viewing in early childhood: Nature as well as nurture. *Psychological Science*, 1(6), 371–377.
- Plomin, R., DeFries, J. C., Knopik, V. S., & Neiderhiser, J. M. (2012). *Behavioral genetics*. New York, NY: Worth Publishers.
- Scott, J. P., & Fuller, J. L. (1998). *Genetics and the social behavior of the dog*. Chicago, IL: University of Chicago Press.
- Turkheimer, E. (2000). Three laws of behavior genetics and what they mean. *Current Directions in Psychological Science*, 9(5), 160–164.

7

Gender

Christia Spears Brown, Jennifer A. Jewell & Michelle J. Tam

This module discusses gender and its related concepts, including sex, gender roles, gender identity, sexual orientation, and sexism. In addition, this module includes a discussion of differences that exist between males and females and how these real gender differences compare to the stereotypes society holds about gender differences. In fact, there are significantly fewer real gender differences than one would expect relative to the large number of stereotypes about gender differences. This module then discusses theories of how gender roles develop and how they contribute to strong expectations for gender differences. Finally, the module concludes with a discussion of some of the consequences of relying on and expecting gender differences, such as gender discrimination, sexual harassment, and ambivalent sexism.


Learning Objectives

- Distinguish gender and sex, as well as gender identity and sexual orientation.
- Discuss gender differences that exist, as well as those that do not actually exist.
- Understand and explain different theories of how gender roles are formed.
- Discuss sexism and its impact on gender.

Introduction

Before we discuss gender in detail, it is important to understand what gender actually is. The terms sex and gender are frequently used interchangeably, though they have different

meanings. In this context, sex refers to the biological category of male or female, as defined by physical differences in genetic composition and in reproductive anatomy and function. On the other hand, gender refers to the cultural, social, and psychological meanings that are associated with masculinity and femininity (Wood & Eagly, 2002). You can think of “male” and “female” as distinct categories of sex (a person is typically born a male or a female), but “masculine” and “feminine” as continuums associated with gender (everyone has a certain degree of masculine and feminine traits and qualities).



Gender refers to the cultural, social, and psychological meanings that are associated with masculinity and femininity. [Photo: Michael Foley Photography, <https://goo.gl/B46jym>, CC BY-NC-ND 2.0, <https://goo.gl/aAX82f>]

Beyond sex and gender, there are a number of related terms that are also often misunderstood. Gender roles are the behaviors, attitudes, and personality traits that are designated as either masculine or feminine in a given culture. It is common to think of gender roles in terms of gender stereotypes, or the beliefs and expectations people hold about the typical characteristics, preferences, and behaviors of men and women. A person's gender identity refers to their psychological sense of being male or female. In contrast, a person's sexual orientation is the direction of their emotional and erotic attraction toward members of the opposite sex, the same

sex, or both sexes. These are important distinctions, and though we will not discuss each of these terms in detail, it is important to recognize that sex, gender, gender identity, and sexual orientation do not always correspond with one another. A person can be biologically male but have a female gender identity while being attracted to women, or any other combination of identities and orientations.

Defining Gender

Historically, the terms gender and sex have been used interchangeably. Because of this, gender is often viewed as a binary – a person is either male or female – and it is assumed that a person's gender matches their biological sex. This is not always the case, however, and more recent research has separated these two terms. While the majority of people do identify with the gender that matches their biological sex (cisgender), an estimated 0.6% of the population

identify with a gender that does not match their biological sex (transgender; Flores, Herman, Gates, & Brown, 2016). For example, an individual who is biologically male may identify as female, or vice versa.

In addition to separating gender and sex, recent research has also begun to conceptualize gender in ways beyond the gender binary. Genderqueer or gender nonbinary are umbrella terms used to describe a wide range of individuals who do not identify with and/or conform to the gender binary. These terms encompass a variety of more specific labels individuals may use to describe themselves. Some common labels are genderfluid, agender, and bigender. An individual who is genderfluid may identify as male, female, both, or neither at different times and in different circumstances. An individual who is agender may have no gender or describe themselves as having a neutral gender, while bigender individuals identify as two genders.

It is important to remember that sex and gender do not always match and that gender is not always binary; however, a large majority of prior research examining gender has not made these distinctions. As such, the following sections will discuss gender as a binary.

The (Trans)Gender-Bathroom Debate

In recent years, there has been much cultural and political debate over the right of transgender individuals to use the public bathroom of their choosing. This debate made major headlines in 2016 when North Carolina passed the Public Facilities Privacy & Security Act (commonly called House Bill 2 or HB2). This law required individuals to use the restroom that corresponded with their birth sex, meaning that transgender individuals could not use the bathroom that matched their gender identity. This law and the similar “bathroom bills” proposed by other states were met with widespread controversy, with opponents arguing that they were discriminatory and perpetuated inequality (Barnett, Nesbit, & Sorrentino, 2018). HB2 has since been repealed, but many states still do not protect the rights of transgender individuals to use their restrooms of choice.

Text Box 1

Gender Differences

Differences between males and females can be based on (a) actual gender differences (i.e., men and women are actually different in some abilities), (b) gender roles (i.e., differences in how men and women are supposed to act), or (c) gender stereotypes (i.e., differences in how we *think* men and women are). Sometimes gender stereotypes and gender roles reflect actual

gender differences, but sometimes they do not.

What are actual gender differences? In terms of language and language skills, girls develop language skills earlier and know more words than boys; this does not, however, translate into long-term differences. Girls are also more likely than boys to offer praise, to agree with the person they're talking to, and to elaborate on the other person's comments; boys, in contrast, are more likely than girls to assert their opinion and offer criticisms (Leaper & Smith, 2004). In terms of temperament, boys are slightly less able to suppress inappropriate responses and slightly more likely to blurt things out than girls (Else-Quest, Hyde, Goldsmith, & Van Hulle, 2006).

With respect to aggression, boys exhibit higher rates of unprovoked physical aggression than girls, but no difference in provoked aggression (Hyde, 2005). Some of the biggest differences involve the play styles of children. Boys frequently play organized rough-and-tumble games in large groups, while girls often play less physical activities in much smaller groups (Maccoby, 1998). There are also differences in the rates of depression, with girls much more likely than boys to be depressed after puberty. After puberty, girls are also more likely to be unhappy with their bodies than boys.

However, there is considerable variability between individual males and individual females. Also, even when there are mean level differences, the actual size of most of these differences is quite small. This means, knowing someone's gender does not help much in predicting his or her actual traits. For example, in terms of activity level, boys are considered more active than girls. However, 42% of girls are more active than the average boy (but so are 50% of boys; see Figure 1 for a depiction of this phenomenon in a comparison of male and female self-esteem). Furthermore, many gender differences do not reflect innate differences, but instead reflect differences in specific experiences and socialization. For example, one presumed gender difference is that boys show better spatial abilities than girls. However, Tzuriel and Egozi (2010) gave girls the chance to practice their spatial skills (by imagining a line drawing was different shapes) and discovered that, with practice, this gender difference



Boys exhibit higher rates of unprovoked physical aggression than girls and are more likely to play organized rough-and-tumble games. [Image: Aislinn Ritchie, <https://goo.gl/cVQ0Ab>, CC BY-SA 2.0, <https://goo.gl/jSSrcO>]

completely disappeared.

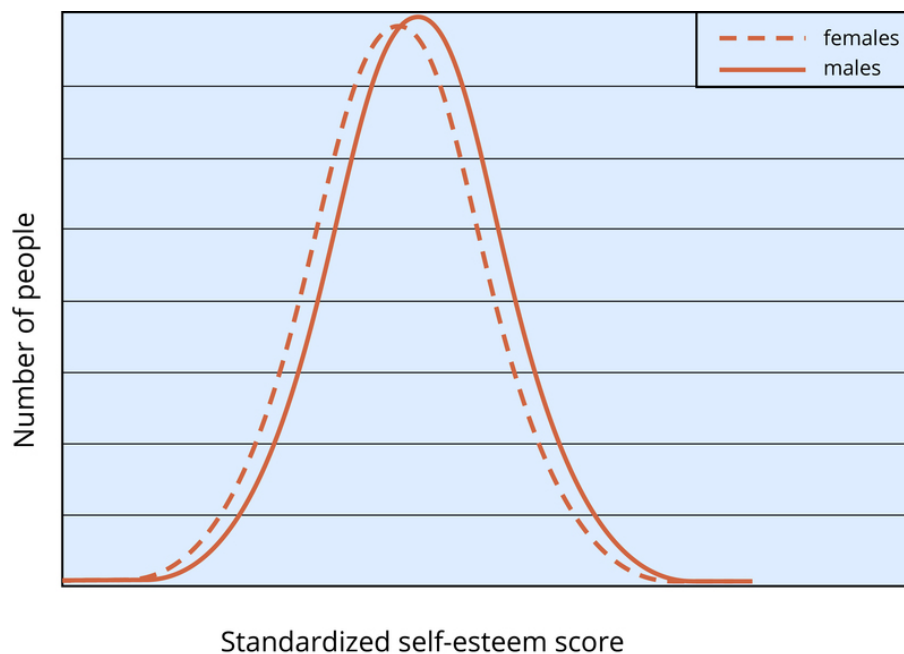


Figure 1. While our gender stereotypes paint males and females as drastically different from each other, even when a difference exists, there is considerable overlap in the presence of that trait between genders. This graph shows the average difference in self-esteem between boys and girls. Boys have a higher average self-esteem than girls, but the average scores are much more similar than different. Taken from Hyde (2005).

Many domains we assume differ across genders are really based on gender stereotypes and not actual differences. Based on large meta-analyses, the analyses of thousands of studies across more than one million people, research has shown: Girls are not more fearful, shy, or scared of new things than boys; boys are not more angry than girls and girls are not more emotional than boys; boys do not perform better at math than girls; and girls are not more talkative than boys (Hyde, 2005).

In the following sections, we'll investigate gender roles, the part they play in creating these stereotypes, and how they can affect the development of real gender differences.

Gender Roles

As mentioned earlier, gender roles are well-established social constructions that may change from culture to culture and over time. In American culture, we commonly think of gender roles in terms of gender stereotypes, or the beliefs and expectations people hold about the typical

characteristics, preferences, and behaviors of men and women.

By the time we are adults, our gender roles are a stable part of our personalities, and we usually hold many gender stereotypes. When do children start to learn about gender? Very early. By their first birthday, children can distinguish faces by gender. By their second birthday, they can label others' gender and even sort objects into gender-typed categories. By the third birthday, children can consistently identify their own gender (see Martin, Ruble, & Szkrybalo, 2002, for a review). At this age, children believe sex is determined by external attributes, not biological attributes. Between 3 and 6 years of age, children learn that gender is constant and can't change simply by changing external attributes, having developed gender constancy. During this period, children also develop strong and rigid gender stereotypes. Stereotypes can refer to play (e.g., boys play with trucks, and girls play with dolls), traits (e.g., boys are strong, and girls like to cry), and occupations (e.g., men are doctors and women are nurses). These stereotypes stay rigid until children reach about age 8 or 9. Then they develop cognitive abilities that allow them to be more flexible in their thinking about others.

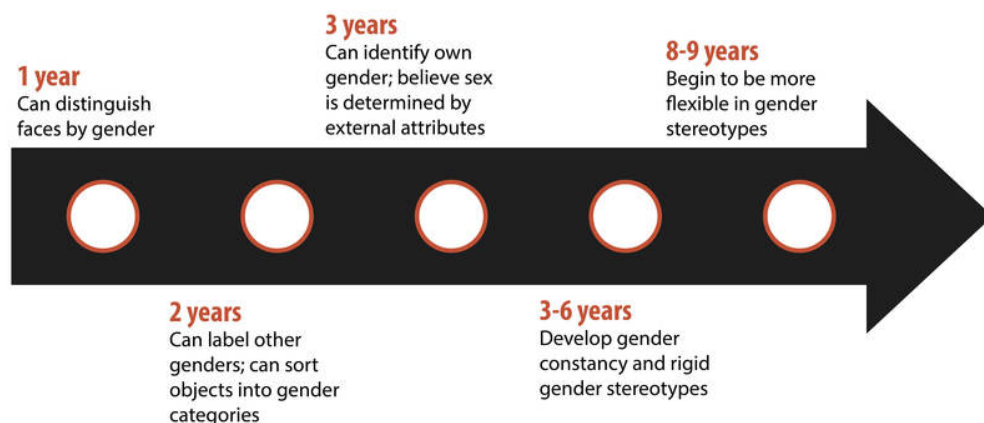


Figure 2: Children develop the ability to classify gender very early in life.

How do our gender roles and gender stereotypes develop and become so strong? Many of our gender stereotypes are so strong because we emphasize gender so much in culture (Bigler & Liben, 2007). For example, males and females are treated differently before they are even born. When someone learns of a new pregnancy, the first question asked is "Is it a boy or a girl?" Immediately upon hearing the answer, judgments are made about the child: Boys will be rough and like blue, while girls will be delicate and like pink. Developmental intergroup theory postulates that adults' heavy focus on gender leads children to pay attention to gender as a key source of information about themselves and others, to seek out any possible gender differences, and to form rigid stereotypes based on gender that are subsequently difficult to change.

There are also psychological theories that partially explain how children form their own gender roles after they learn to differentiate based on gender. The first of these theories is gender schema theory. Gender schema theory argues that children are active learners who essentially socialize themselves. In this case, children actively organize others' behavior, activities, and attributes into gender categories, which are known as schemas. These schemas then affect what children notice and remember later. People of all ages are more likely to remember schema-consistent behaviors and attributes than schema-inconsistent behaviors and attributes. So, people are more likely to remember men, and forget women, who are firefighters. They also misremember schema-inconsistent information. If research participants are shown pictures of someone standing at the stove, they are more likely to remember the person to be cooking if depicted as a woman, and the person to be repairing the stove if depicted as a man. By only remembering schema-consistent information, gender schemas strengthen more and more over time.



People are more likely to remember schema-consistent behaviors and attributes than schema-inconsistent behaviors and attributes. For example, people are more likely to remember men, and forget women, who are firefighters. [Photo: Billy V, <https://goo.gl/Kb2MuL>, CC BY-NC-SA 2.0, <https://goo.gl/Toc0ZF>]

A second theory that attempts to explain the formation of gender roles in children is social learning theory. Social learning theory argues that gender roles are learned through reinforcement, punishment, and modeling. Children are rewarded and reinforced for behaving in concordance with gender roles and punished for breaking gender roles. In addition, social learning theory argues that children learn many of their gender roles by modeling the behavior of adults and older children and, in doing so, develop ideas about what behaviors are appropriate for each gender. Social learning theory has less support than gender schema theory—research shows that parents do reinforce gender-appropriate play, but for the most part treat their male and female children similarly (Lytton & Romney, 1991).

Gender Sexism and Socialization

Treating boys and girls, and men and women, differently is both a *consequence* of gender

differences and a *cause* of gender differences. Differential treatment on the basis of gender is also referred to gender discrimination and is an inevitable consequence of gender stereotypes. When it is based on unwanted treatment related to sexual behaviors or appearance, it is called sexual harassment. By the time boys and girls reach the end of high school, most have experienced some form of sexual harassment, most commonly in the form of unwanted touching or comments, being the target of jokes, having their body parts rated, or being called names related to sexual orientation.

Different treatment by gender begins with parents. A meta-analysis of research from the United States and Canada found that parents most frequently treated sons and daughters differently by encouraging gender-stereotypical activities (Lytton & Romney, 1991). Fathers, more than mothers, are particularly likely to encourage gender-stereotypical play, especially in sons. Parents also talk to their children differently based on stereotypes. For example, parents talk about numbers and counting twice as often with sons than daughters (Chang, Sandhofer, & Brown, 2011) and talk to sons in more detail about science than with daughters. Parents are also much more likely to discuss emotions with their daughters than their sons.

Children do a large degree of socializing themselves. By age 3, children play in gender-segregated play groups and expect a high degree of conformity. Children who are perceived as gender atypical (i.e., do not conform to gender stereotypes) are more likely to be bullied and rejected than their more gender-conforming peers.

Gender stereotypes typically maintain gender inequalities in society. The concept of ambivalent sexism recognizes the complex nature of gender attitudes, in which women are often associated with positive and negative qualities (Glick & Fiske, 2001). It has two components. First, hostile sexism refers to the negative attitudes of women as inferior and incompetent relative to men. Second, benevolent sexism refers to the perception that women need to be protected, supported, and adored by men. There has been considerable empirical support for benevolent sexism, possibly because it is seen as more socially acceptable than hostile sexism. Gender stereotypes are found not just in American culture. Across cultures, males tend to be associated with stronger and more active characteristics than females (Best, 2001).

In recent years, gender and related concepts have become a common focus of social change and social debate. Many societies, including American society, have seen a rapid change in perceptions of gender roles, media portrayals of gender, and legal trends relating to gender. For example, there has been an increase in children's toys attempting to cater to both genders (such as Legos marketed to girls), rather than catering to traditional stereotypes. Nationwide, the drastic surge in acceptance of homosexuality and gender questioning has resulted in a

rapid push for legal change to keep up with social change. Laws such as “Don’t Ask, Don’t Tell” and the Defense of Marriage Act (DOMA), both of which were enacted in the 1990s, have met severe resistance on the grounds of being discriminatory toward sexual minority groups and have been accused of unconstitutionality less than 20 years after their implementation. Change in perceptions of gender is also evident in social issues such as sexual harassment, a term that only entered the mainstream mindset in the 1991 Clarence Thomas/Anita Hill scandal. As society’s gender roles and gender restrictions continue to fluctuate, the legal system and the structure of American society will continue to change and adjust.

Important Gender-related Events in the United States

1920 -- *19th Amendment* (women's Suffrage Ratified)

1941-1945 -- World War II forces millions of women to enter the workforce

1948 -- Universal Declaration of Human Rights

1963 -- Congress passes *Equal Pay Act*

1964 -- Congress passes *Civil Rights Act*, which outlaws sex discrimination

1969 -- Stonewall riots in NYC, forcing gay rights into the American spotlight

1972 -- Congress passes *Equal Rights Amendment*; *Title IX* prohibits sex discrimination in schools and sports

1973 -- American Psychiatric Association removes homosexuality from the DSM

1981 -- First woman appointed to the US Supreme Court

1987 -- Average woman earned \$0.68 for every \$1.00 earned by a man

1992 -- World Health Organization no longer considers homosexuality an illness

1993 -- Supreme Court rules that sexual harassment in the workplace is illegal

2011 -- *Don't Ask Don't Tell* is repealed, allowing people who identify as gay serve openly in the US military

2012 -- President Barack Obama becomes the first American president to openly support LGBT rights and marriage equality

Outside Resources

PFLAG National Glossary of Terms

<https://pflag.org/glossary>

Resources for Transgender, Non-binary, and Gender Non-Conforming Individuals and their Allies

<https://sites.sph.harvard.edu/unity/resources-transgender/>

Video: Human Sexuality is Complicated

<http://www.youtube.com/watch?v=xXAoG8vAyzI>

Web: Big Think with Professor of Neuroscience Lise Eliot

<http://bigthink.com/users/liseeliot>

Web: Understanding Prejudice: Sexism

<http://www.understandingprejudice.org/links/sexism.htm>

Discussion Questions

1. What are the differences and associations among gender, sex, gender identity, and sexual orientation?
2. Are the gender differences that exist innate (biological) differences or are they caused by other variables?
3. Discuss the theories relating to the development of gender roles and gender stereotypes. Which theory do you support? Why?
4. Using what you've read in this module: a. Why do you think gender stereotypes are so inflated compared with actual gender differences? b. Why do you think people continue to believe in such strong gender differences despite evidence to the contrary?
5. Brainstorm additional forms of gender discrimination aside from sexual harassment. Have you seen or experienced gender discrimination personally?
6. How is benevolent sexism detrimental to women, despite appearing positive?

Vocabulary

Agender

An individual who may have no gender or may describe themselves as having a neutral gender.

Ambivalent sexism

A concept of gender attitudes that encompasses both positive and negative qualities.

Benevolent sexism

The “positive” element of ambivalent sexism, which recognizes that women are perceived as needing to be protected, supported, and adored by men.

Bigender

An individual who identifies as two genders.

Binary

The idea that gender has two separate and distinct categories (male and female) and that a person must be either one or the other.

Cisgender

A term used to describe individuals whose gender matches their biological sex.

Developmental intergroup theory

A theory that postulates that adults’ focus on gender leads children to pay attention to gender as a key source of information about themselves and others, to seek out possible gender differences, and to form rigid stereotypes based on gender.

Gender

The cultural, social, and psychological meanings that are associated with masculinity and femininity.

Gender constancy

The awareness that gender is constant and does not change simply by changing external attributes; develops between 3 and 6 years of age.

Gender discrimination

Differential treatment on the basis of gender.

Gender identity

A person's psychological sense of being male or female.

Gender roles

The behaviors, attitudes, and personality traits that are designated as either masculine or feminine in a given culture.

Gender schema theory

This theory of how children form their own gender roles argues that children actively organize others' behavior, activities, and attributes into gender categories or schemas.

Gender stereotypes

The beliefs and expectations people hold about the typical characteristics, preferences, and behaviors of men and women.

Genderfluid

An individual who may identify as male, female, both, or neither at different times and in different circumstances.

Genderqueer or gender nonbinary

An umbrella term used to describe a wide range of individuals who do not identify with and/or conform to the gender binary.

Hostile sexism

The negative element of ambivalent sexism, which includes the attitudes that women are inferior and incompetent relative to men.

Schemas

The gender categories into which, according to gender schema theory, children actively organize others' behavior, activities, and attributes.

Sex

Biological category of male or female as defined by physical differences in genetic composition and in reproductive anatomy and function.

Sexual harassment

A form of gender discrimination based on unwanted treatment related to sexual behaviors or appearance.

Sexual orientation

Refers to the direction of emotional and erotic attraction toward members of the opposite sex, the same sex, or both sexes.

Social learning theory

This theory of how children form their own gender roles argues that gender roles are learned through reinforcement, punishment, and modeling.

Transgender

A term used to describe individuals whose gender does not match their biological sex.

References

- Barnett, B. S., Nesbit, A. E., & Sorrentino, R. M. (2018). The transgender bathroom debate at the intersection of politics, law, ethics, and science. *The Journal of the American Academy of Psychiatry and the Law*, 46(2), 232-241.
- Best, D. L. (2001). Gender concepts: Convergence in cross-cultural research and methodologies. *Cross-Cultural Research: The Journal of Comparative Social Science*, 35(1), 23-43. doi: 10.1177/106939710103500102
- Bigler, R. S., & Liben, L. S. (2007). Developmental intergroup theory: Explaining and reducing children's social stereotyping and prejudice. *Current Directions in Psychological Science*, 16(3), 162-166. doi: 10.1111/j.1467-8721.2007.00496.x
- Chang, A. Sandhofer, C., & Brown, C. S. (2011). Gender biases in early number exposure to preschool-aged children. *Journal of Language and Social Psychology*. doi: 10.1177/0261927X11416207
- Else-Quest, N. M., Hyde, J. S., Goldsmith, H. H., & Van Hulle, C. A. (2006). Gender differences in temperament: A meta-analysis. *Psychological Bulletin*, 132(1), 33-72. doi: 10.1037/0033-2909.132.1.33
- Flores, A.R., Herman, J.L., Gates, G.J., & Brown, T.N.T. (2016). *How Many Adults Identify as Transgender in the United States?* Los Angeles, CA: The Williams Institute.
- Glick, P., & Fiske, S. T. (2001). An ambivalent alliance: Hostile and benevolent sexism as complementary justifications for gender inequality. *American Psychologist*, 56(2), 109-118. doi: 10.1037/0003-066X.56.2.109
- Hyde, J. S. (2005). The gender similarities hypothesis. *American Psychologist*, 60(6), 581-592. doi: 10.1037/0003-066X.60.6.581
- Leaper, C., & Smith, T. E. (2004). A meta-analytic review of gender variations in children's language use: Talkativeness, affiliative speech, and assertive speech. *Developmental Psychology*, 40(6), 993-1027. doi: 10.1037/0012-1649.40.6.993
- Lytton, H., & Romney, D. M. (1991). Parents' differential socialization of boys and girls: A meta-analysis. *Psychological Bulletin*, 109(2), 267-296. doi: 10.1037/0033-2909.109.2.267
- Maccoby, E. E. (1998). *The two sexes: Growing up apart, coming together*. Cambridge, MA: Belknap Press/Harvard University Press.
- Martin, C. L., Ruble, D. N., & Szkrybalo, J. (2002). Cognitive theories of early gender development. *Psychological Bulletin*, 128(6), 903-933. doi: 10.1037/0033-2909.128.6.903
- Tzuriel, D., & Egozi, G. (2010). Gender differences in spatial ability of young children: The effects of training and processing strategies. *Child Development*, 81(5), 1417-1430. doi: 10.1111/

j.1467-8624.2010.01482.x

Wood, W., & Eagly, A. H. (2002). A cross-cultural analysis of the behavior of women and men: Implications for the origins of sex differences. *Psychological Bulletin*, 128(5), 699–727. doi: 10.1037/0033-2909.128.5.699

Developmental Psychology

8

Cognitive Development in Childhood

Robert Siegler

This module examines what cognitive development is, major theories about how it occurs, the roles of nature and nurture, whether it is continuous or discontinuous, and how research in the area is being used to improve education.

Learning Objectives

- Be able to identify and describe the main areas of cognitive development.
- Be able to describe major theories of cognitive development and what distinguishes them.
- Understand how nature and nurture work together to produce cognitive development.
- Understand why cognitive development is sometimes viewed as discontinuous and sometimes as continuous.
- Know some ways in which research on cognitive development is being used to improve education.

Introduction

By the time you reach adulthood you have learned a few things about how the world works. You know, for instance, that you can't walk through walls or leap into the tops of trees. You know that although you cannot see your car keys they've got to be around here someplace. What's more, you know that if you want to communicate complex ideas like ordering a triple-shot soy vanilla latte with chocolate sprinkles it's better to use words with meanings attached to them rather than simply gesturing and grunting. People accumulate all this useful

knowledge through the process of cognitive development, which involves a multitude of factors, both inherent and learned.

Cognitive development refers to the development of thinking across the lifespan. Defining thinking can be problematic, because no clear boundaries separate thinking from other mental activities. Thinking obviously involves the higher mental processes: problem solving, reasoning, creating, conceptualizing, categorizing, remembering, planning, and so on. However, thinking also involves other mental processes that seem more basic and at which even toddlers are skilled—such as perceiving objects and events in the environment, acting skillfully on objects to obtain goals, and understanding and producing language. Yet other areas of human development that involve thinking are not usually associated with cognitive development, because thinking isn't a prominent feature of them—such as personality and temperament.



Cognitive development in childhood is about change. From birth to adolescence a young person's mind changes dramatically in many important ways. [Image: One Laptop per Child, <https://goo.gl/L1eAsO>, CC BY 2.0, <https://goo.gl/9uSnqN>]

As the name suggests, cognitive development is about change. Children's thinking changes in dramatic and surprising ways. Consider DeVries's (1969) study of whether young children understand the difference between appearance and reality. To find out, she brought an unusually even-tempered cat named Maynard to a psychology laboratory and allowed the 3- to 6-year-old participants in the study to pet and play with him. DeVries then put a mask of a fierce dog on Maynard's head, and asked the children what Maynard was. Despite all of the children having identified Maynard previously as a cat, now most 3-year-olds said that he was a dog and claimed that he had a dog's bones and a dog's stomach. In contrast, the 6-year-olds weren't fooled; they had no doubt that Maynard remained a cat. Understanding how children's thinking changes so dramatically in just a few years is one of the fascinating challenges in studying cognitive development.

There are several main types of theories of child development. Stage theories, such as **Piaget's stage theory**, focus on whether children progress through qualitatively different stages of

development. Sociocultural theories, such as that of Lev Vygotsky, emphasize how other people and the attitudes, values, and beliefs of the surrounding culture, influence children's development. Information processing theories, such as that of David Klahr, examine the mental processes that produce thinking at any one time and the transition processes that lead to growth in that thinking.

At the heart of all of these theories, and indeed of all research on cognitive development, are two main questions: (1) How do nature and nurture interact to produce cognitive development? (2) Does cognitive development progress through qualitatively distinct stages? In the remainder of this module, we examine the answers that are emerging regarding these questions, as well as ways in which cognitive developmental research is being used to improve education.

Nature and Nurture

The most basic question about child development is how nature and nurture together shape development. Nature refers to our biological endowment, the genes we receive from our parents. Nurture refers to the environments, social as well as physical, that influence our development, everything from the womb in which we develop before birth to the homes in which we grow up, the schools we attend, and the many people with whom we interact.

The nature-nurture issue is often presented as an either-or question: Is our intelligence (for example) due to our genes or to the environments in which we live? In fact, however, every aspect of development is produced by the interaction of genes and environment. At the most basic level, without genes, there would be no child, and without an environment to provide nurture, there also would be no child.

The way in which nature and nurture work together can be seen in findings on visual development. Many people view vision as something that people either are born with or that is purely a matter of biological maturation, but it also depends on the right kind of experience at the right time. For example, development of depth perception, the ability to actively perceive the distance from oneself to objects in the environment, depends on seeing patterned light and having normal brain activity in response to the patterned light, in infancy (Held, 1993). If no patterned light is received, for example when a baby has severe cataracts or blindness that is not surgically corrected until later in development, depth perception remains abnormal even after the surgery.

Adding to the complexity of the nature-nurture interaction, children's genes lead to their



A child that is perceived to be attractive and calm may receive a different sort of care and attention from adults and as a result enjoy a developmental advantage. [Image: Cairn 111, <https://goo.gl/6RpBVt>, CC BY-NC-SA 2.0, <https://goo.gl/HEXbAA>]

eliciting different treatment from other people, which influences their cognitive development. For example, infants' physical attractiveness and temperament are influenced considerably by their genetic inheritance, but it is also the case that parents provide more sensitive and affectionate care to easygoing and attractive infants than to difficult and less attractive ones, which can contribute to the infants' later cognitive development (Langlois et al., 1995; van den Boom & Hoeksma, 1994).

Also contributing to the complex interplay of nature and nurture is the role of children in shaping their own cognitive development. From the first days out of the womb, children actively choose to

attend more to some things and less to others. For example, even 1-month-olds choose to look at their mother's face more than at the faces of other women of the same age and general level of attractiveness (Bartrip, Morton, & de Schonen, 2001). Children's contributions to their own cognitive development grow larger as they grow older (Scarr & McCartney, 1983). When children are young, their parents largely determine their experiences: whether they will attend day care, the children with whom they will have play dates, the books to which they have access, and so on. In contrast, older children and adolescents choose their environments to a larger degree. Their parents' preferences largely determine how 5-year-olds spend time, but 15-year-olds' own preferences largely determine when, if ever, they set foot in a library. Children's choices often have large consequences. To cite one example, the more that children choose to read, the more that their reading improves in future years (Baker, Dreher, & Guthrie, 2000). Thus, the issue is not whether cognitive development is a product of nature or nurture; rather, the issue is how nature and nurture work together to produce cognitive development.

Does Cognitive Development Progress Through Distinct Stages?

Some aspects of the development of living organisms, such as the growth of the width of a pine tree, involve **quantitative changes**, with the tree getting a little wider each year. Other changes, such as the life cycle of a ladybug, involve **qualitative changes**, with the creature

becoming a totally different type of entity after a transition than before (Figure 1). The existence of both gradual, quantitative changes and relatively sudden, qualitative changes in the world has led researchers who study cognitive development to ask whether changes in children's thinking are gradual and continuous or sudden and discontinuous.

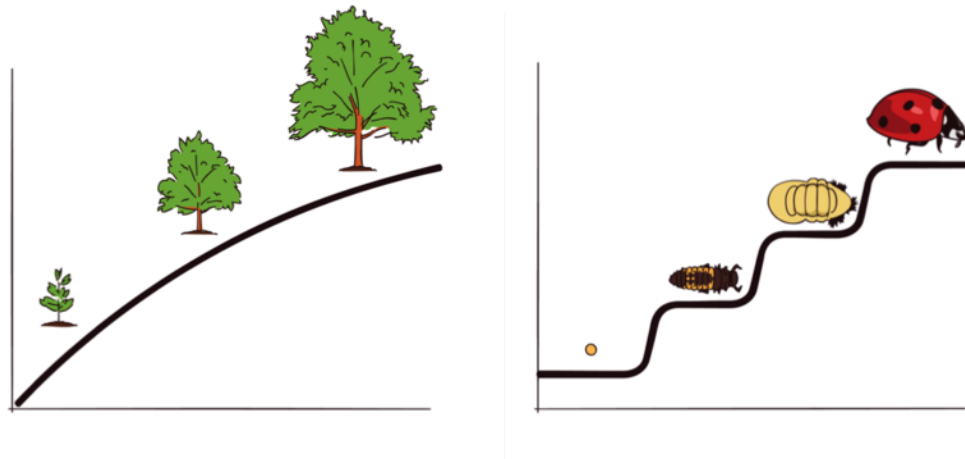


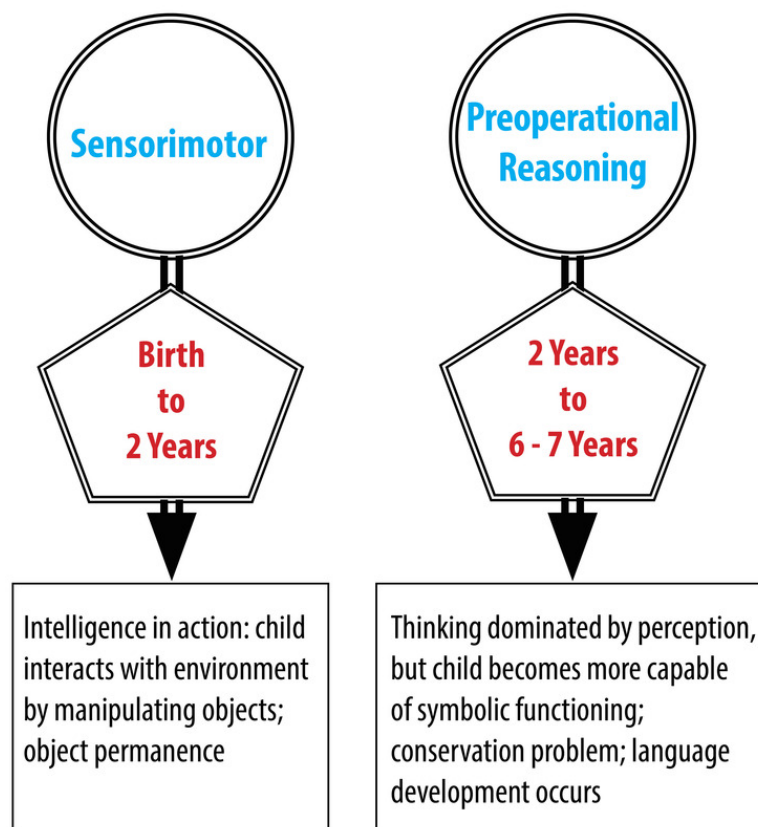
Figure 1: Continuous and discontinuous development. Some researchers see development as a continuous gradual process, much like a maple tree growing steadily in height and cross-sectional area. Other researchers see development as a progression of discontinuous stages, involving rapid discontinuous changes, such as those in the life cycle of a ladybug, separated by longer periods of slow, gradual change.

The great Swiss psychologist Jean Piaget proposed that children's thinking progresses through a series of four discrete stages. By "stages," he meant periods during which children reasoned similarly about many superficially different problems, with the stages occurring in a fixed order and the thinking within different stages differing in fundamental ways. The four stages that Piaget hypothesized were the sensorimotor stage (birth to 2 years), the preoperational reasoning stage (2 to 6 or 7 years), the concrete operational reasoning stage (6 or 7 to 11 or 12 years), and the formal operational reasoning stage (11 or 12 years and throughout the rest of life).

During the sensorimotor stage, children's thinking is largely realized through their perceptions of the world and their physical interactions with it. Their mental representations are very limited. Consider Piaget's object permanence task, which is one of his most famous problems. If an infant younger than 9 months of age is playing with a favorite toy, and another person removes the toy from view, for example by putting it under an opaque cover and not letting the infant immediately reach for it, the infant is very likely to make no effort to retrieve it and to show no emotional distress (Piaget, 1954). This is not due to their being uninterested in the toy or unable to reach for it; if the same toy is put under a clear cover, infants below 9

months readily retrieve it (Munakata, McClelland, Johnson, & Siegler, 1997). Instead, Piaget claimed that infants less than 9 months do not understand that objects continue to exist even when out of sight.

During the preoperational stage, according to Piaget, children can solve not only this simple problem (which they actually can solve after 9 months) but show a wide variety of other symbolic-representation capabilities, such as those involved in drawing and using language. However, such 2- to 7-year-olds tend to focus on a single dimension, even when solving problems would require them to consider multiple dimensions. This is evident in Piaget's (1952) conservation problems. For example, if a glass of water is poured into a taller, thinner glass, children below age 7 generally say that there now is more water than before. Similarly, if a clay ball is reshaped into a long, thin sausage, they claim that there is now more clay, and if a row of coins is spread out, they claim that there are now more coins. In all cases, the children are focusing on one dimension, while ignoring the changes in other dimensions (for example, the greater width of the glass and the clay ball).

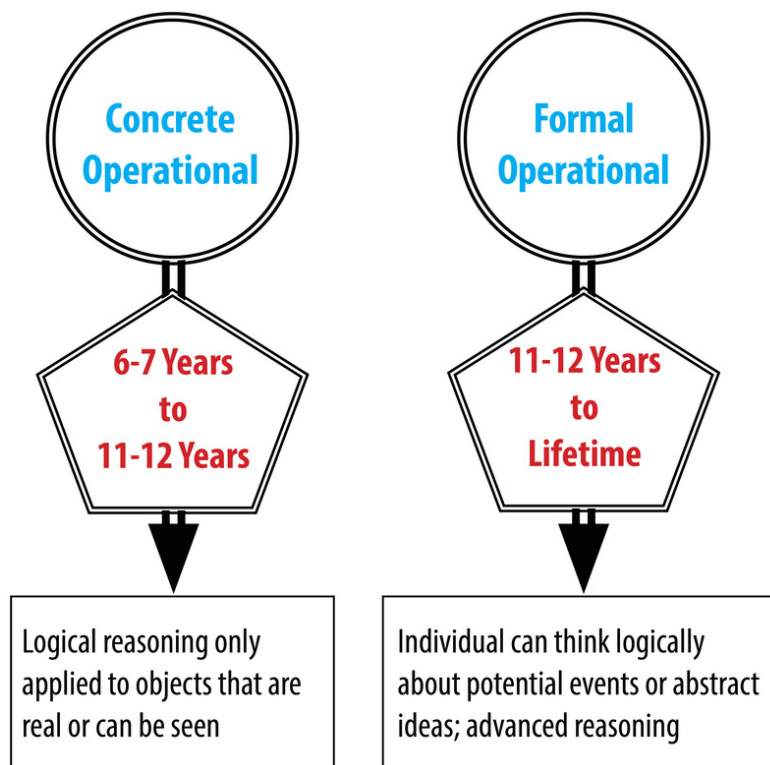


Piaget's Sensorimotor and Pre-operational Reasoning stages

Children overcome this tendency to focus on a single dimension during the **concrete operations stage**, and think logically in most situations. However, according to Piaget, they still cannot think in systematic scientific ways, even when such thinking would be useful. Thus, if asked to find out which variables influence the period that a pendulum takes to complete its arc, and given weights that they can attach to strings in order to do experiments with the pendulum to find out, most children younger than age 12, perform biased experiments from which no conclusion can be drawn, and then conclude that whatever they originally believed is correct. For example, if a boy believed that weight was the only variable that mattered, he might put the heaviest weight on the shortest string and push it the hardest, and then conclude that just as he thought, weight is the only variable that matters (Inhelder & Piaget, 1958).

Finally, in the formal operations period, children attain the reasoning power of mature adults, which allows them to solve the pendulum problem and a wide range of other problems. However, this **formal operations stage** tends not to occur without exposure to formal education in scientific reasoning, and appears to be largely or completely absent from some societies that do not provide this type of education.

Although Piaget's theory has been very influential, it has not gone unchallenged. Many more recent researchers have obtained findings indicating that cognitive development is



Piaget's Concrete and Formal Operations stages

considerably more continuous than Piaget claimed. For example, Diamond (1985) found that on the object permanence task described above, infants show earlier knowledge if the waiting period is shorter. At age 6 months, they retrieve the hidden object if the wait is no longer than 2 seconds; at 7 months, they retrieve it if the wait is no longer than 4 seconds; and so on. Even earlier, at 3 or 4 months, infants show surprise in the form of longer looking times if objects suddenly appear to vanish with no obvious cause (Baillargeon, 1987). Similarly, children's specific experiences can greatly influence when developmental changes occur. Children of pottery makers in Mexican villages, for example, know that reshaping clay does not change the amount of clay at much younger ages than children who do not have similar experiences (Price-Williams, Gordon, & Ramirez, 1969).

So, is cognitive development fundamentally continuous or fundamentally discontinuous? A reasonable answer seems to be, "It depends on how you look at it and how often you look." For example, under relatively facilitative circumstances, infants show early forms of object permanence by 3 or 4 months, and they gradually extend the range of times for which they can remember hidden objects as they grow older. However, on Piaget's original object permanence task, infants do quite quickly change toward the end of their first year from not reaching for hidden toys to reaching for them, even after they've experienced a substantial delay before being allowed to reach. Thus, the debate between those who emphasize discontinuous, stage-like changes in cognitive development and those who emphasize gradual continuous changes remains a lively one.

Applications to Education

Understanding how children think and learn has proven useful for improving education. One example comes from the area of reading. Cognitive developmental research has shown that **phonemic awareness**—that is, awareness of the component sounds within words—is a crucial skill in learning to read. To measure awareness of the component sounds within words, researchers ask children to decide whether two words rhyme, to decide whether the words start with the same sound, to identify the component sounds within words, and to indicate what would be left if a given sound were removed from a word. Kindergartners' performance on these tasks is the strongest predictor of reading achievement in third and fourth grade, even stronger than IQ or social class background (Nation, 2008). Moreover, teaching these skills to randomly chosen 4- and 5-year-olds results in their being better readers years later (National Reading Panel, 2000).

Another educational application of cognitive developmental research involves the area of mathematics. Even before they enter kindergarten, the mathematical knowledge of children



Activities like playing games that involve working with numbers and spatial relationships can give young children a developmental advantage over peers who have less exposure to the same concepts. [Image: Ben Husmann, <https://goo.gl/awOXSw>, CC BY 2.0, <https://goo.gl/9uSnqN>]

from low-income backgrounds lags far behind that of children from more affluent backgrounds. Ramani and Siegler (2008) hypothesized that this difference is due to the children in middle- and upper-income families engaging more frequently in numerical activities, for example playing numerical board games such as Chutes and Ladders. Chutes and Ladders is a game with a number in each square; children start at the number one and spin a spinner or throw a dice to determine how far to move their token. Playing this game seemed likely to teach children about numbers, because in it, larger numbers are associated with greater values on a variety of dimensions. In particular, the higher the number that a child's token reaches, the greater the distance the

token will have traveled from the starting point, the greater the number of physical movements the child will have made in moving the token from one square to another, the greater the number of number-words the child will have said and heard, and the more time will have passed since the beginning of the game. These spatial, kinesthetic, verbal, and time-based cues provide a broad-based, multisensory foundation for knowledge of numerical magnitudes (the sizes of numbers), a type of knowledge that is closely related to mathematics achievement test scores (Booth & Siegler, 2006).

Playing this numerical board game for roughly 1 hour, distributed over a 2-week period, improved low-income children's knowledge of numerical magnitudes, ability to read printed numbers, and skill at learning novel arithmetic problems. The gains lasted for months after the game-playing experience (Ramani & Siegler, 2008; Siegler & Ramani, 2009). An advantage of this type of educational intervention is that it has minimal if any cost—a parent could just draw a game on a piece of paper.

Understanding of cognitive development is advancing on many different fronts. One exciting area is linking changes in brain activity to changes in children's thinking (Nelson et al., 2006). Although many people believe that brain maturation is something that occurs before birth, the brain actually continues to change in large ways for many years thereafter. For example,

a part of the brain called the prefrontal cortex, which is located at the front of the brain and is particularly involved with planning and flexible problem solving, continues to develop throughout adolescence (Blakemore & Choudhury, 2006). Such new research domains, as well as enduring issues such as nature and nurture, continuity and discontinuity, and how to apply cognitive development research to education, insure that cognitive development will continue to be an exciting area of research in the coming years.

Conclusion

Research into cognitive development has shown us that minds don't just form according to a uniform blueprint or innate intellect, but through a combination of influencing factors. For instance, if we want our kids to have a strong grasp of language we could concentrate on phonemic awareness early on. If we want them to be good at math and science we could engage them in numerical games and activities early on. Perhaps most importantly, we no longer think of brains as empty vessels waiting to be filled up with knowledge but as adaptable organs that develop all the way through early adulthood.

Outside Resources

Book: Frye, D., Baroody, A., Burchinal, M., Carver, S. M., Jordan, N. C., & McDowell, J. (2013). Teaching math to young children: A practice guide. Washington, DC: National Center for Education Evaluation and Regional Assistance (NCEE), Institute of Education Sciences, U.S. Department of Education.

Book: Goswami, U. G. (2010). The Blackwell Handbook of Childhood Cognitive Development. New York: John Wiley and Sons.

Book: Kuhn, D., & Siegler, R. S. (Vol. Eds.). (2006). Volume 2: Cognition, perception, and language. In W. Damon & R. M. Lerner (Series Eds.), Handbook of child psychology (6th ed.). Hoboken, NJ: Wiley.

Book: Miller, P. H. (2011). Theories of developmental psychology (5th ed.). New York: Worth.

Book: Siegler, R. S., & Alibali, M. W. (2004). Children's thinking (4th ed.). Upper Saddle River, NJ: Prentice-Hall.

Discussion Questions

1. Why are there different theories of cognitive development? Why don't researchers agree on which theory is the right one?
2. Do children's natures differ, or do differences among children only reflect differences in their experiences?
3. Do you see development as more continuous or more discontinuous?
4. Can you think of ways other than those described in the module in which research on cognitive development could be used to improve education?

Vocabulary

Chutes and Ladders

A numerical board game that seems to be useful for building numerical knowledge.

Concrete operations stage

Piagetian stage between ages 7 and 12 when children can think logically about concrete situations but not engage in systematic scientific reasoning.

Conservation problems

Problems pioneered by Piaget in which physical transformation of an object or set of objects changes a perceptually salient dimension but not the quantity that is being asked about.

Continuous development

Ways in which development occurs in a gradual incremental manner, rather than through sudden jumps.

Depth perception

The ability to actively perceive the distance from oneself of objects in the environment.

Discontinuous development

Discontinuous development

Formal operations stage

Piagetian stage starting at age 12 years and continuing for the rest of life, in which adolescents may gain the reasoning powers of educated adults.

Information processing theories

Theories that focus on describing the cognitive processes that underlie thinking at any one age and cognitive growth over time.

Nature

The genes that children bring with them to life and that influence all aspects of their development.

Numerical magnitudes

The sizes of numbers.

Nurture

The environments, starting with the womb, that influence all aspects of children's development.

Object permanence task

The Piagetian task in which infants below about 9 months of age fail to search for an object that is removed from their sight and, if not allowed to search immediately for the object, act as if they do not know that it continues to exist.

Phonemic awareness

Awareness of the component sounds within words.

Piaget's theory

Theory that development occurs through a sequence of discontinuous stages: the sensorimotor, preoperational, concrete operational, and formal operational stages.

Preoperational reasoning stage

Period within Piagetian theory from age 2 to 7 years, in which children can represent objects through drawing and language but cannot solve logical reasoning problems, such as the conservation problems.

Qualitative changes

Large, fundamental change, as when a caterpillar changes into a butterfly; stage theories such as Piaget's posit that each stage reflects qualitative change relative to previous stages.

Quantitative changes

Gradual, incremental change, as in the growth of a pine tree's girth.

Sensorimotor stage

Period within Piagetian theory from birth to age 2 years, during which children come to represent the enduring reality of objects.

Sociocultural theories

Theory founded in large part by Lev Vygotsky that emphasizes how other people and the attitudes, values, and beliefs of the surrounding culture influence children's development.

References

- Baillargeon, R. (1987). Object permanence in 3 1/2- and 4 1/2-month-old infants. *Developmental Psychology*, 23, 655–664.
- Baker, L., Dreher, M. J., & Guthrie, J. T., (Eds.). (2000). *Engaging young readers: Promoting achievement and motivation*. New York: Guilford.
- Bartrip, J., Morton, J., & De Schonen, S. (2001). Responses to mother's face in 3-week to 5-month old infants. *British Journal of Developmental Psychology*, 19, 219–232
- Blakemore, S.-J., & Choudhury, S. (2006). Development of the adolescent brain: Implications for executive function and social cognition. *Journal of Child Psychiatry and Psychology*, 47, 296–312.
- Booth, J. L., & Siegler, R. S. (2006). Developmental and individual differences in pure numerical estimation. *Developmental Psychology*, 41, 189–201.
- DeVries, R. (1969). Constancy of genetic identity in the years three to six. Monographs of the Society for Research in Child Development, 34, 127.
- Diamond, A. (1985). Development of the ability to use recall to guide action, as indicated by infants' performance on AB. *Child Development*, 56, 868–883.
- Held, R. (1993). What can rates of development tell us about underlying mechanisms? In C. E. Granrud (Ed.), *Visual perception and cognition in infancy* (pp. 75–90). Hillsdale, NJ: Erlbaum.
- Inhelder, B., & Piaget, J. (1958). *The growth of logical thinking from childhood to adolescence*. New York: Basic Books.
- Langlois, J. H., Ritter, J. M., Casey, R. J., & Sawin, D. B. (1995). Infant attractiveness predicts maternal behaviors and attitudes. *Developmental Psychology*, 31, 464–472.
- Munakata, Y., McClelland, J. L., Johnson, M. H., & Siegler, R. S. (1997). Rethinking infant knowledge: Toward an adaptive process account of successes and failures in object permanence tasks. *Psychological Review*, 104, 686–713.
- Nation, K. (2008). Learning to read words. *The Quarterly Journal of Experimental Psychology*, 61, 1121–1133.
- National Reading Panel (2000). *Teaching children to read: An evidence-based assessment of the scientific research literature on reading and its implications for reading instruction*. Washington, DC: National Institute of Child Health and Human Development.
- Nelson, C. A., Thomas, K. M., & de Haan, M. (2006). Neural bases of cognitive development. In W. Damon & R. M. Lerner (Series Eds.) & D. Kuhn & R. S. Siegler (Vol. Eds.), *Handbook of child psychology: Volume 2: Cognition, perception, and language* (6th ed., pp. 3–57). Hoboken,

NJ: Wiley.

Piaget, J. (1954). *The construction of reality in the child*. New York: BasicBooks.

Piaget, J. (1952). *The child's concept of number*. New York: W. W. Norton.

Price-Williams, D. R., Gordon, W., & Ramirez, M. (1969). Skill and conservation: A study of pottery making children. *Developmental Psychology*, 1, 769.

Ramani, G. B., & Siegler, R. S. (2008). Promoting broad and stable improvements in low-income children's numerical knowledge through playing number board games. *Child Development*, 79, 375–394.

Scarr, S., & McCartney, K. (1983). How people make their own environments: A theory of genotype-environment effects. *Child Development*, 54, 424–435.

Siegler, R. S., & Ramani, G. B. (2009). Playing linear number board games—but not circular ones—improves low-income preschoolers' numerical understanding. *Journal of Educational Psychology*, 101, 545–560.

van den Boom, D. C., & Hoeksma, J. B. (1994). The effect of infant irritability on mother-infant interaction: A growth curve analysis. *Developmental Psychology*, 30, 581–590.

9

Social and Personality Development in Childhood

Ross Thompson

Childhood social and personality development emerges through the interaction of social influences, biological maturation, and the child's representations of the social world and the self. This interaction is illustrated in a discussion of the influence of significant relationships, the development of social understanding, the growth of personality, and the development of social and emotional competence in childhood.

Learning Objectives

- Provide specific examples of how the interaction of social experience, biological maturation, and the child's representations of experience and the self provide the basis for growth in social and personality development.
- Describe the significant contributions of parent-child and peer relationships to the development of social skills and personality in childhood.
- Explain how achievements in social understanding occur in childhood. Moreover, do scientists believe that infants and young children are egocentric?
- Describe the association of temperament with personality development.
- Explain what is "social and emotional competence" and provide some examples of how it develops in childhood.

Introduction

"How have I become the kind of person I am today?" Every adult ponders this question from time to time. The answers that readily come to mind include the influences of parents, peers, temperament, a moral compass, a strong sense of self, and sometimes critical life experiences such as parental divorce. Social and personality development encompasses these and many other influences on the growth of the person. In addition, it addresses questions that are at the heart of understanding how we develop as unique people. How much are we products of nature or nurture? How enduring are the influences of early experiences? The study of social and personality development offers perspective on these and other issues, often by showing how complex and multifaceted are the influences on developing children, and thus the intricate processes that have made you the person you are today (Thompson, 2006a).

Understanding social and personality development requires looking at children from three perspectives that interact to shape development. The first is the social context in which each child lives, especially the relationships that provide security, guidance, and knowledge. The second is biological maturation that supports developing social and emotional competencies and underlies temperamental individuality. The third is children's developing representations of themselves and the social world. Social and personality development is best understood as the continuous interaction between these social, biological, and representational aspects of psychological development.



Humans are inherently social creatures. Mostly, we work, play, and live together in groups. [Image: The Daring Librarian, <https://goo.gl/LmA2pS>, CC BY-NC-SA 2.0, <https://goo.gl/Toc0ZF>]

Relationships

This interaction can be observed in the development of the earliest relationships between infants and their parents in the first year. Virtually all infants living in normal circumstances develop strong emotional attachments to those who care for them. Psychologists believe that the development of these attachments is as biologically natural as learning to walk and not simply a byproduct of the parents' provision of food or warmth. Rather, attachments have evolved in humans because they promote children's motivation to stay close to those who care for them and, as a consequence, to benefit from the learning, security, guidance, warmth,

and affirmation that close relationships provide (Cassidy, 2008).



One of the first and most important relationships is between mothers and infants. The quality of this relationship has an effect on later psychological and social development. [Image: Premnath Thirumalaisamy, <https://goo.gl/66BROf>, CC BY-NC 2.0, <https://goo.gl/Fllc2e>]

parents are simply poorly emotionally equipped to take on the responsibility of caring for a child.

Although nearly all infants develop emotional attachments to their caregivers-- parents, relatives, nannies-- their sense of security in those attachments varies. Infants become *securely* attached when their parents respond sensitively to them, reinforcing the infants' confidence that their parents will provide support when needed. Infants become *insecurely* attached when care is inconsistent or neglectful; these infants tend to respond avoidantly, resistantly, or in a disorganized manner (Belsky & Pasco Fearon, 2008). Such insecure attachments are not necessarily the result of deliberately bad parenting but are often a byproduct of circumstances. For example, an overworked single mother may find herself overstressed and fatigued at the end of the day, making fully-involved childcare very difficult. In other cases, some

The different behaviors of securely- and insecurely-attached infants can be observed especially when the infant needs the caregiver's support. To assess the nature of attachment, researchers use a standard laboratory procedure called the "Strange Situation," which involves brief separations from the caregiver (e.g., mother) (Solomon & George, 2008). In the Strange Situation, the caregiver is instructed to leave the child to play alone in a room for a short time, then return and greet the child while researchers observe the child's response. Depending on the child's level of attachment, he or she may reject the parent, cling to the parent, or simply welcome the parent—or, in some instances, react with an agitated combination of responses.

Infants can be securely or insecurely attached with mothers, fathers, and other regular caregivers, and they can differ in their security with different people. The **security of attachment** is an important cornerstone of social and personality development, because infants and young children who are securely attached have been found to develop stronger friendships with peers, more advanced emotional understanding and early conscience

development, and more positive self-concepts, compared with insecurely attached children (Thompson, 2008). This is consistent with attachment theory’s premise that experiences of care, resulting in secure or insecure attachments, shape young children’s developing concepts of the self, as well as what people are like, and how to interact with them.

As children mature, parent-child relationships naturally change. Preschool and grade-school children are more capable, have their own preferences, and sometimes refuse or seek to compromise with parental expectations. This can lead to greater parent-child conflict, and how conflict is managed by parents further shapes the quality of parent-child relationships. In general, children develop greater competence and self-confidence when parents have high (but reasonable) expectations for children’s behavior, communicate well with them, are warm and responsive, and use reasoning (rather than coercion) as preferred responses to children’s misbehavior. This kind of parenting style has been described as authoritative (Baumrind, 2013). Authoritative parents are supportive and show interest in their kids’ activities but are not overbearing and allow them to make constructive mistakes. By contrast, some less-constructive parent-child relationships result from authoritarian, uninvolved, or permissive parenting styles (see Table 1).

Expectations/Control			
Warmth/ Responsiveness	Low		High
	Low	uninvolved	authoritarian
		permissive	authoritative
	High		

Table 1: Comparison of Four Parenting Styles

Parental roles in relation to their children change in other ways, too. Parents increasingly become mediators (or gatekeepers) of their children’s involvement with peers and activities outside the family. Their communication and practice of values contributes to children’s academic achievement, moral development, and activity preferences. As children reach adolescence, the parent-child relationship increasingly becomes one of “coregulation,” in which both the parent(s) and the child recognizes the child’s growing competence and autonomy, and together they rebalance authority relations. We often see evidence of this as parents start accommodating their teenage kids’ sense of independence by allowing them to

get cars, jobs, attend parties, and stay out later.

Family relationships are significantly affected by conditions outside the home. For instance, the **Family Stress Model** describes how financial difficulties are associated with parents' depressed moods, which in turn lead to marital problems and poor parenting that contributes to poorer child adjustment (Conger, Conger, & Martin, 2010). Within the home, parental marital difficulty or divorce affects more than half the children growing up today in the United States. Divorce is typically associated with economic stresses for children and parents, the renegotiation of parent-child relationships (with one parent typically as primary custodian and the other assuming a visiting relationship), and many other significant adjustments for children. Divorce is often regarded by children as a sad turning point in their lives, although for most it is not associated with long-term problems of adjustment (Emery, 1999).

Peer Relationships

Parent-child relationships are not the only significant relationships in a child's life. Peer relationships are also important. Social interaction with another child who is similar in age, skills, and knowledge provokes the development of many social skills that are valuable for the rest of life (Bukowski, Buhrmester, & Underwood, 2011). In peer relationships, children learn how to initiate and maintain social interactions with other children. They learn skills for managing conflict, such as turn-taking, compromise, and bargaining. Play also involves the mutual, sometimes complex, coordination of goals, actions, and understanding. For example, as infants, children get their first encounter with sharing (of each other's toys); during pretend play as preschoolers they create narratives together, choose roles, and collaborate to act out their stories; and in primary school, they may join a sports team, learning to work together and support each other emotionally and strategically toward a common goal. Through these experiences, children develop friendships that provide additional sources of security and support to those provided



Peer relationships are particularly important for children. They can be supportive but also challenging. Peer rejection may lead to behavioral problems later in life. [Image: Twentyfour Students, <https://goo.gl/3IS2gV>, CC BY-SA 2.0, <https://goo.gl/jSSrcO>]

by their parents.

However, peer relationships can be challenging as well as supportive (Rubin, Coplan, Chen, Bowker, & McDonald, 2011). Being accepted by other children is an important source of affirmation and self-esteem, but peer rejection can foreshadow later behavior problems (especially when children are rejected due to aggressive behavior). With increasing age, children confront the challenges of bullying, peer victimization, and managing conformity pressures. Social comparison with peers is an important means by which children evaluate their skills, knowledge, and personal qualities, but it may cause them to feel that they do not measure up well against others. For example, a boy who is not athletic may feel unworthy of his football-playing peers and revert to shy behavior, isolating himself and avoiding conversation. Conversely, an athlete who doesn't "get" Shakespeare may feel embarrassed and avoid reading altogether. Also, with the approach of adolescence, peer relationships become focused on psychological intimacy, involving personal disclosure, vulnerability, and loyalty (or its betrayal)—which significantly affects a child's outlook on the world. Each of these aspects of peer relationships requires developing very different social and emotional skills than those that emerge in parent-child relationships. They also illustrate the many ways that peer relationships influence the growth of personality and self-concept.

Social Understanding

As we have seen, children's experience of relationships at home and the peer group contributes to an expanding repertoire of social and emotional skills and also to broadened social understanding. In these relationships, children develop expectations for specific people (leading, for example, to secure or insecure attachments to parents), understanding of how to interact with adults and peers, and developing self-concept based on how others respond to them. These relationships are also significant forums for emotional development.

Remarkably, young children begin developing social understanding very early in life. Before the end of the first year, infants are aware that other people have perceptions, feelings, and other mental states that affect their behavior, and which are different from the child's own mental states. This can be readily observed in a process called **social referencing**, in which an infant looks to the mother's face when confronted with an unfamiliar person or situation (Feinman, 1992). If the mother looks calm and reassuring, the infant responds positively as if the situation is safe. If the mother looks fearful or distressed, the infant is likely to respond with wariness or distress because the mother's expression signals danger. In a remarkably insightful manner, therefore, infants show an awareness that even though they are uncertain about the unfamiliar situation, their mother is not, and that by "reading" the emotion in her

face, infants can learn about whether the circumstance is safe or dangerous, and how to respond.

Although developmental scientists used to believe that infants are egocentric—that is, focused on their own perceptions and experience—they now realize that the opposite is true. Infants are aware at an early stage that people have different mental states, and this motivates them to try to figure out what others are feeling, intending, wanting, and thinking, and how these mental states affect their behavior. They are beginning, in other words, to develop a **theory of mind**, and although their understanding of mental states begins very simply, it rapidly expands (Wellman, 2011). For example, if an 18-month-old watches an adult try repeatedly to drop a necklace into a cup but inexplicably fail each time, they will immediately put the necklace into the cup themselves—thus completing what the adult intended, but failed, to do. In doing so, they reveal their awareness of the intentions underlying the adult's behavior (Meltzoff, 1995). Carefully designed experimental studies show that by late in the preschool years, young children understand that another's beliefs can be mistaken rather than correct, that memories can affect how you feel, and that one's emotions can be hidden from others (Wellman, 2011). Social understanding grows significantly as children's theory of mind develops.

How do these achievements in social understanding occur? One answer is that young children are remarkably sensitive observers of other people, making connections between their emotional expressions, words, and behavior to derive simple inferences about mental states (e.g., concluding, for example, that what Mommy is looking at is in her mind) (Gopnik, Meltzoff, & Kuhl, 2001). This is especially likely to occur in relationships with people whom the child knows well, consistent with the ideas of attachment theory discussed above. Growing language skills give young children words with which to represent these mental states (e.g., "mad," "wants") and talk about them with others. Thus in conversation with their parents about everyday experiences, children learn much about people's mental states from how adults talk about them ("Your sister was sad because she thought Daddy was coming home.") (Thompson, 2006b). Developing social understanding is, in other words, based on children's everyday interactions with others and their careful interpretations of what they see and hear. There are also some scientists who believe that infants are biologically prepared to perceive people in a special way, as organisms with an internal mental life, and this facilitates their interpretation of people's behavior with reference to those mental states (Leslie, 1994).

Personality

Parents look into the faces of their newborn infants and wonder, "What kind of person will



Although a child's temperament is partly determined by genetics, environmental influences also contribute to shaping personality. Positive personality development is supported by a "good fit" between a child's natural temperament, environment and experiences. [Image: Thomas Hawk, <https://goo.gl/2So40O>, CC BY-NC 2.0, <https://goo.gl/Filc2e>]

this child will become?" They scrutinize their baby's preferences, characteristics, and responses for clues of a developing personality. They are quite right to do so, because temperament is a foundation for personality growth. But **temperament** (defined as early-emerging differences in reactivity and self-regulation) is not the whole story. Although temperament is biologically based, it interacts with the influence of experience from the moment of birth (if not before) to shape personality (Rothbart, 2011). Temperamental dispositions are affected, for example, by the support level of parental care. More generally, personality is shaped by the **goodness of fit** between the child's temperamental qualities and characteristics of the environment (Chess & Thomas, 1999). For example, an adventurous child whose parents regularly take her on weekend

hiking and fishing trips would be a good "fit" to her lifestyle, supporting personality growth. Personality is the result, therefore, of the continuous interplay between biological disposition and experience, as is true for many other aspects of social and personality development.

Personality develops from temperament in other ways (Thompson, Winer, & Goodvin, 2010). As children mature biologically, temperamental characteristics emerge and change over time. A newborn is not capable of much self-control, but as brain-based capacities for self-control advance, temperamental changes in self-regulation become more apparent. For example, a newborn who cries frequently doesn't necessarily have a grumpy personality; over time, with sufficient parental support and increased sense of security, the child might be less likely to cry.

In addition, personality is made up of many other features besides temperament. Children's developing self-concept, their motivations to achieve or to socialize, their values and goals, their coping styles, their sense of responsibility and conscientiousness, and many other qualities are encompassed into personality. These qualities are influenced by biological dispositions, but even more by the child's experiences with others, particularly in close relationships, that guide the growth of individual characteristics.

Indeed, personality development begins with the biological foundations of temperament but becomes increasingly elaborated, extended, and refined over time. The newborn that parents gazed upon thus becomes an adult with a personality of depth and nuance.

Social and Emotional Competence

Social and personality development is built from the social, biological, and representational influences discussed above. These influences result in important developmental outcomes that matter to children, parents, and society: a young adult's capacity to engage in socially constructive actions (helping, caring, sharing with others), to curb hostile or aggressive impulses, to live according to meaningful moral values, to develop a healthy identity and sense of self, and to develop talents and achieve success in using them. These are some of the developmental outcomes that denote social and emotional competence.

These achievements of social and personality development derive from the interaction of many social, biological, and representational influences. Consider, for example, the development of conscience, which is an early foundation for moral development. **Conscience** consists of the cognitive, emotional, and social influences that cause young children to create and act consistently with internal standards of conduct (Kochanska, 2002). Conscience emerges from young children's experiences with parents, particularly in the development of a mutually responsive relationship that motivates young children to respond constructively to the parents' requests and expectations. Biologically based temperament is involved, as some children are temperamentally more capable of motivated self-regulation (a quality called **effortful control**) than are others, while some children are dispositionally more prone to the fear and anxiety that parental disapproval can evoke. Conscience development grows through a good fit between the child's temperamental qualities and how parents communicate and reinforce behavioral expectations. Moreover, as an illustration of the interaction of genes and experience, one research group found that young children with a particular gene allele (the 5-HTTLPR) were low on measures of conscience development when they had previously experienced unresponsive maternal care, but children with the same allele growing up with responsive care showed strong later performance on conscience measures (Kochanska, Kim, Barry, & Philibert, 2011).

Conscience development also expands as young children begin to represent moral values and think of themselves as moral beings. By the end of the preschool years, for example, young children develop a "moral self" by which they think of themselves as people who want to do the right thing, who feel badly after misbehaving, and who feel uncomfortable when others misbehave. In the development of conscience, young children become more socially and

emotionally competent in a manner that provides a foundation for later moral conduct (Thompson, 2012).

The development of gender and gender identity is likewise an interaction among social, biological, and representational influences (Ruble, Martin, & Berenbaum, 2006). Young children learn about gender from parents, peers, and others in society, and develop their own conceptions of the attributes associated with maleness or femaleness (called **gender schemas**). They also negotiate biological transitions (such as puberty) that cause their sense of themselves and their sexual identity to mature.

Each of these examples of the growth of social and emotional competence illustrates not only the interaction of social, biological, and representational influences, but also how their development unfolds over an extended period. Early influences are important, but not determinative, because the capabilities required for mature moral conduct, gender identity, and other outcomes continue to develop throughout childhood, adolescence, and even the adult years.



Social influences such as cultural norms impact children's interests, dress, style of speech and even life aspirations. [Image: Amanda Westmont, <https://goo.gl/ntS5qx>, CC BY-NC-SA 2.0, <https://goo.gl/Toc0ZF>]

Conclusion

As the preceding sentence suggests, social and personality development continues through adolescence and the adult years, and it is influenced by the same constellation of social, biological, and representational influences discussed for childhood. Changing social relationships and roles, biological maturation and (much later) decline, and how the individual represents experience and the self continue to form the bases for development throughout life. In this respect, when an adult looks forward rather than retrospectively to ask, “what kind of person am I becoming?”—a similarly fascinating, complex, multifaceted interaction of developmental processes lies ahead.

Outside Resources

Web: Center for the Developing Child, Harvard University

<http://developingchild.harvard.edu>

Web: Collaborative for Academic, Social, and Emotional Learning

<http://casel.org>

Discussion Questions

1. If parent-child relationships naturally change as the child matures, would you expect that the security of attachment might also change over time? What reasons would account for your expectation?
2. In what ways does a child's developing theory of mind resemble how scientists create, refine, and use theories in their work? In other words, would it be appropriate to think of children as informal scientists in their development of social understanding?
3. If there is a poor goodness of fit between a child's temperament and characteristics of parental care, what can be done to create a better match? Provide a specific example of how this might occur.
4. What are the contributions that parents offer to the development of social and emotional competence in children? Answer this question again with respect to peer contributions.

Vocabulary

Authoritative

A parenting style characterized by high (but reasonable) expectations for children's behavior, good communication, warmth and nurturance, and the use of reasoning (rather than coercion) as preferred responses to children's misbehavior.

Conscience

The cognitive, emotional, and social influences that cause young children to create and act consistently with internal standards of conduct.

Effortful control

A temperament quality that enables children to be more successful in motivated self-regulation.

Family Stress Model

A description of the negative effects of family financial difficulty on child adjustment through the effects of economic stress on parents' depressed mood, increased marital problems, and poor parenting.

Gender schemas

Organized beliefs and expectations about maleness and femaleness that guide children's thinking about gender.

Goodness of fit

The match or synchrony between a child's temperament and characteristics of parental care that contributes to positive or negative personality development. A good "fit" means that parents have accommodated to the child's temperamental attributes, and this contributes to positive personality growth and better adjustment.

Security of attachment

An infant's confidence in the sensitivity and responsiveness of a caregiver, especially when he or she is needed. Infants can be securely attached or insecurely attached.

Social referencing

The process by which one individual consults another's emotional expressions to determine how to evaluate and respond to circumstances that are ambiguous or uncertain.

Temperament

Early emerging differences in reactivity and self-regulation, which constitutes a foundation for personality development.

Theory of mind

Children's growing understanding of the mental states that affect people's behavior.

References

- Baumrind, D. (2013). Authoritative parenting revisited: History and current status. In R. E. Larzelere, A. Sheffield, & A. W. Harrist (Eds.), *Authoritative parenting: Synthesizing nurturance and discipline for optimal child development* (pp. 11–34). Washington, DC: American Psychological Association.
- Belsky, J., & Pasco Fearon, R. M. (2008). Precursors of attachment security. In J. Cassidy & P. R. Shaver (Eds.), *Handbook of attachment: Theory, research, and clinical applications* (2nd ed., pp. 295–316). New York, NY: Guilford.
- Bukowski, W. M., Buhrmester, D., & Underwood, M. K. (2011). Peer relations as a developmental context. In M. K. Underwood & L. H. Rosen (Eds.), *Social development* (pp. 153–179). New York, NY: Guilford.
- Cassidy, J. (2008). The nature of the child's ties. In J. Cassidy & P. R. Shaver (Eds.), *Handbook of attachment: Theory, research, and clinical applications* (2nd ed., pp. 3–22). New York, NY: Guilford.
- Chess, S., & Thomas, A. (1999). *Goodness of fit: Clinical applications from infancy through adult life*. New York, NY: Brunner-Mazel/Taylor & Francis.
- Conger, R. D., Conger, K. J., & Martin, M. J. (2010). Socioeconomic status, family processes, and individual development. *Journal of Marriage and Family*, 72, 685–704.
- Emery, R. E. (1999). *Marriage, divorce, and children's adjustment* (2nd ed.). Thousand Oaks, CA: Sage.
- Feinman, S. (Ed.) (1992). *Social referencing and the social construction of reality in infancy*. New York, NY: Plenum.
- Gopnik, A., Meltzoff, A. N., & Kuhl, P. K. (2001). *The scientist in the crib*. New York, NY: HarperCollins.
- Kochanska, G. (2002). Mutually responsive orientation between mothers and their young children: A context for the early development of conscience. *Current Directions in Psychological Science*, 11, 191–195.
- Kochanska, G., Kim, S., Barry, R. A., & Philibert, R. A. (2011). Children's genotypes interact with maternal responsive care in predicting children's competence: Diathesis-stress or differential susceptibility? *Development and Psychopathology*, 23, 605–616.
- Leslie, A. M. (1994). ToMM, ToBy, and agency: Core architecture and domain specificity in cognition and culture. In L. Hirschfeld & S. Gelman (Eds.), *Mapping the mind: Domain specificity in cognition and culture* (pp. 119–148). New York, NY: Cambridge University Press.

- Meltzoff, A. N. (1995). Understanding the intentions of others: Re-enactment of intended acts by 18-month-old children. *Developmental Psychology*, 31, 838-850.
- Rothbart, M. K. (2011). *Becoming who we are: Temperament and personality in development*. New York, NY: Guilford.
- Rubin, K. H., Coplan, R., Chen, X., Bowker, J., & McDonald, K. L. (2011). Peer relationships in childhood. In M. Bornstein & M. E. Lamb (Eds.), *Developmental science: An advanced textbook* (6th ed. pp. 519-570). New York, NY: Psychology Press/Taylor & Francis.
- Ruble, D. N., Martin, C., & Berenbaum, S. (2006). Gender development. In W. Damon & R. M. Lerner (Series Eds.) & N. Eisenberg (Vol. Ed.), *Handbook of child psychology: Vol. 3. Social, emotional, and personality development* (6th ed., pp. 858-932). New York, NY: Wiley.
- Solomon, J., & George, C. (2008). The measurement of attachment security and related constructs in infancy and early childhood. In J. Cassidy & P. R. Shaver (Eds.), *Handbook of attachment: Theory, research, and clinical applications* (2nd ed., pp. 383-416). New York, NY: Guilford.
- Thompson, R. A. (2012). Whither the preconventional child? Toward a life-span moral development theory. *Child Development Perspectives*, 6, 423-429.
- Thompson, R. A. (2008). Early attachment and later development: Familiar questions, new answers. In J. Cassidy & P. R. Shaver (Eds.), *Handbook of attachment: Theory, research, and clinical applications* (2nd ed., pp. 348-365). New York, NY: Guilford.
- Thompson, R. A. (2006a). Conversation and developing understanding: Introduction to the special issue. *Merrill-Palmer Quarterly*, 52, 1-16.
- Thompson, R. A. (2006b). The development of the person: Social understanding, relationships, self, conscience. In W. Damon & R. M. Lerner (Series Eds.) & N. Eisenberg (Vol. Ed.), *Handbook of child psychology: Vol. 3. Social, emotional, and personality development* (6th ed., pp. 24-98). New York, NY: Wiley.
- Thompson, R. A., Winer, A. C., & Goodvin, R. (2010). The individual child: Temperament, emotion, self, and personality. In M. Bornstein & M. E. Lamb (Eds.), *Developmental science: An advanced textbook* (6th ed., pp. 423-464). New York, NY: Psychology Press/Taylor & Francis.
- Wellman, H. M. (2011). Developing a theory of mind. In U. Goswami (Ed.), *Wiley-Blackwell handbook of childhood cognitive development* (2nd ed., pp. 258-284). New York, NY: Wiley-Blackwell

10

Aging

Tara Queen & Jacqui Smith

Traditionally, research on aging described only the lives of people over age 65 and the very old. Contemporary theories and research recognizes that biogenetic and psychological processes of aging are complex and lifelong. Functioning in each period of life is influenced by what happened earlier and, in turn, affects subsequent change. We all age in specific social and historical contexts. Together, these multiple influences on aging make it difficult to define when middle-age or old age begins. This module describes central concepts and research about adult development and aging. We consider contemporary questions about cognitive aging and changes in personality, self-related beliefs, social relationships, and subjective well-being. These four aspects of psychosocial aging are related to health and longevity

Learning Objectives

- Explain research approaches to studying aging.
- Describe cognitive, psychosocial, and physical changes that occur with age.
- Provide examples of how age-related changes in these domains are observed in the context of everyday life.

Introduction

We are currently living in an aging society (Rowe, 2009). Indeed, by 2030 when the last of the Baby Boomers reach age 65, the U.S. older population will be double that of 2010. Furthermore, because of increases in average life expectancy, each new generation can expect to live longer



Due to positive health trends the population of older adults is increasing steadily. Understanding the psychology of aging will be more important than ever to support this group and help them thrive. [Photo: Woody Hibbard, <https://goo.gl/VP7pfz>, CC BY 2.0, <https://goo.gl/JD0cjj>]

than their parents' generation and certainly longer than their grandparents' generation. As a consequence, it is time for individuals of all ages to rethink their personal life plans and consider prospects for a long life. When is the best time to start a family? Will the education gained up to age 20 be sufficient to cope with future technological advances and marketplace needs? What is the right balance between work, family, and leisure throughout life? What's the best age to retire? How can I age successfully and enjoy life to the fullest when I'm 80 or 90? In this module we will discuss several different domains of psychological research on aging that will help answer these important questions.

Overview: Life Span and Life

Course Perspectives on Aging

Just as young adults differ from one another, older adults are also not all the same. In each decade of adulthood, we observe substantial **heterogeneity** in cognitive functioning, personality, social relationships, lifestyle, beliefs, and satisfaction with life. This heterogeneity reflects differences in rates of biogenetic and psychological aging and the sociocultural contexts and history of people's lives (Bronfenbrenner, 1979; Fingerman, Berg, Smith, & Antonucci, 2011). Theories of aging describe how these multiple factors interact and change over time. They describe why functioning differs on average between young, middle-aged, young-old, and very old adults and why there is heterogeneity within these age groups. **Life course theories**, for example, highlight the effects of social expectations and the normative timing of life events and social roles (e.g., becoming a parent, retirement). They also consider the lifelong cumulative effects of membership in specific **cohorts** (generations) and sociocultural subgroups (e.g., race, gender, socioeconomic status) and exposure to historical events (e.g., war, revolution, natural disasters; Elder, Johnson, & Crosnoe, 2003; Settersten, 2005). **Life span theories** complement the life-course perspective with a greater focus on processes within the individual (e.g., the aging brain). This approach emphasizes the patterning of lifelong **intra- and inter-individual differences** in the shape (gain, maintenance,

loss), level, and rate of change (Baltes, 1987, 1997). Both life course and life span researchers generally rely on longitudinal studies to examine hypotheses about different patterns of aging associated with the effects of biogenetic, life history, social, and personal factors. Cross-sectional studies provide information about age-group differences, but these are confounded with cohort, time of study, and historical effects.

Cognitive Aging

Researchers have identified areas of both losses and gains in cognition in older age. Cognitive ability and intelligence are often measured using standardized tests and validated measures. The psychometric approach has identified two categories of intelligence that show different rates of change across the life span (Schaie & Willis, 1996). Fluid intelligence refers to information processing abilities, such as logical reasoning, remembering lists, spatial ability, and reaction time. Crystallized intelligence encompasses abilities that draw upon experience and knowledge. Measures of crystallized intelligence include vocabulary tests, solving number problems, and understanding texts.

With age, systematic declines are observed on cognitive tasks requiring self-initiated, effortful processing, without the aid of supportive memory cues (Park, 2000). Older adults tend to perform poorer than young adults on memory tasks that involve recall of information, where individuals must retrieve information they learned previously without the help of a list of possible choices. For example, older adults may have more difficulty recalling facts such as names or contextual details about where or when something happened (Craik, 2000). What might explain these deficits as we age? As we age, working memory, or our ability to simultaneously store and use information, becomes less efficient (Craik & Bialystok, 2006). The ability to process information quickly also decreases with age. This slowing of processing speed may explain age differences on many different cognitive



There are many stereotypes of older adults. They are sometimes seen as slow because of changes in cognitive processing speed. They are though, on average, excellent at drawing on personal experience and knowledge. And they tend to outperform young adults when it comes to social and emotional challenges. [Image: Alex E. Proimos, <https://goo.gl/20SbW8>, CC BY-NC 2.0, <https://goo.gl/Fllc2e>]

tasks (Salthouse, 2004). Some researchers have argued that inhibitory functioning, or the ability to focus on certain information while suppressing attention to less pertinent information, declines with age and may explain age differences in performance on cognitive tasks (Hasher & Zacks, 1988). Finally, it is well established that our hearing and vision decline as we age. Longitudinal research has proposed that deficits in sensory functioning explain age differences in a variety of cognitive abilities (Baltes & Lindenberger, 1997).

Fewer age differences are observed when memory cues are available, such as for recognition memory tasks, or when individuals can draw upon acquired knowledge or experience. For example, older adults often perform as well if not better than young adults on tests of word knowledge or vocabulary. With age often comes expertise, and research has pointed to areas where aging experts perform as well or better than younger individuals. For example, older typists were found to compensate for age-related declines in speed by looking farther ahead at printed text (Salthouse, 1984). Compared to younger players, older chess experts are able to focus on a smaller set of possible moves, leading to greater cognitive efficiency (Charness, 1981). Accrued knowledge of everyday tasks, such as grocery prices, can help older adults to make better decisions than young adults (Tentori, Osheron, Hasher, & May, 2001).

How do changes or maintenance of cognitive ability affect older adults' everyday lives? Researchers have studied cognition in the context of several different everyday activities. One example is driving. Although older adults often have more years of driving experience, cognitive declines related to reaction time or attentional processes may pose limitations under certain circumstances (Park & Gutchess, 2000). Research on interpersonal problem solving suggested that older adults use more effective strategies than younger adults to navigate through social and emotional problems (Blanchard-Fields, 2007). In the context of work, researchers rarely find that older individuals perform poorer on the job (Park & Gutchess, 2000). Similar to everyday problem solving, older workers may develop more efficient strategies and rely on expertise to compensate for cognitive decline.

Personality and Self-Related Processes

Research on adult personality examines normative age-related increases and decreases in the expression of the so-called "Big Five" traits—extraversion, neuroticism, conscientiousness, agreeableness, and openness to new experience. Does personality change throughout adulthood? Previously the answer was no, but contemporary research shows that although some people's personalities are relatively stable over time, others' are not (Lucas & Donnellan, 2011; Roberts & Mroczek, 2008). Longitudinal studies reveal average changes during adulthood in the expression of some traits (e.g., neuroticism and openness decrease with age

and conscientiousness increases) and individual differences in these patterns due to idiosyncratic life events (e.g., divorce, illness). Longitudinal research also suggests that adult personality traits, such as conscientiousness, predict important life outcomes including job success, health, and longevity (Friedman, Tucker, Tomlinson-Keasey, Schwartz, Wingard, & Criqui, 1993; Roberts, Kuncel, Shiner, Caspi, & Goldberg, 2007).

In contrast to the relative stability of personality traits, theories about the aging self-propose changes in self-related knowledge, beliefs, and **autobiographical narratives**. Responses to questions such as "Tell me something about yourself. Who are you?" "What are your hopes for the future?" provide insight into the characteristics and life themes that an individual considers uniquely distinguish him or herself from others. These self-descriptions enhance self-esteem and guide behavior (Markus & Nurius, 1986; McAdams, 2006). Theory suggests that as we age, themes that were relatively unimportant in young and middle adulthood gain in salience (e.g., generativity, health) and that people view themselves as improving over time (Ross & Wilson, 2003). Reorganizing personal life narratives and self-descriptions are the major tasks of midlife and young-old age due to transformations in professional and family roles and obligations. In advanced old age, self-descriptions are often characterized by a life review and reflections about having lived a long life. Birren and Schroots (2006), for example, found the process of life review in late life helped individuals confront and cope with the challenges of old age.



There is a difference between physical age and subjective age as summarized in the saying "You are only as old as you feel." [Image: Emar, CC BY-NC-SA 2.0, <https://goo.gl/HEXbAA>]

One aspect of the self that particularly interests life span and life course psychologists is the individual's perception and evaluation of their own aging and identification with an age group. **Subjective age** is a multidimensional construct that indicates how old (or young) a person feels and into which age group a person categorizes him- or herself. After early adulthood, most people say that they feel younger than their chronological age and the gap between subjective age and actual age generally increases. On average, after age 40 people report feeling 20% younger than their actual age (e.g., Rubin & Berntsen, 2006). Asking people how satisfied they are with their own aging

assesses an evaluative component of **age identity**. Whereas some aspects of age identity are positively valued (e.g., acquiring seniority in a profession or becoming a grandparent), others may be less valued, depending on societal context. Perceived physical age (i.e., the age one looks in a mirror) is one aspect that requires considerable self-related adaptation in social and cultural contexts that value young bodies. Feeling younger and being satisfied with one's own aging are expressions of positive **self-perceptions of aging**. They reflect the operation of self-related processes that enhance well-being. Levy (2009) found that older individuals who are able to adapt to and accept changes in their appearance and physical capacity in a positive way report higher well-being, have better health, and live longer.

Social Relationships

Social ties to family, friends, mentors, and peers are primary resources of information, support, and comfort. Individuals develop and age together with family and friends and interact with others in the community. Across the life course, social ties are accumulated, lost, and transformed. Already in early life, there are multiple sources of heterogeneity in the characteristics of each person's **social network** of relationships (e.g., size, composition, and quality). Life course and life span theories and research about age-related patterns in social relationships focus on understanding changes in the processes underlying social connections. Antonucci's **Convoy Model of Social Relations** (2001; Kahn & Antonucci, 1980), for example, suggests that the social connections that people accumulate are held together by exchanges in social support (e.g., tangible and emotional). The frequency, types, and reciprocity of the exchanges change with age and in response to need, and in turn, these exchanges impact the health and well-being of the givers and receivers in the convoy. In many relationships, it is not the actual objective exchange of support that is critical but instead the perception that support is available if needed (Uchino, 2009). Carstensen's **Socioemotional Selectivity Theory** (1993; Carstensen, Isaacowitz, & Charles, 1999) focuses on changes in motivation for actively seeking social contact with others. She proposes that with increasing age our motivational goals change from information gathering to emotion regulation. To optimize the experience of positive affect, older adults actively restrict their social life to prioritize time spent with emotionally close significant others. In line with this, older marriages are found to be characterized by enhanced positive and reduced negative interactions and older partners show more affectionate behavior during conflict discussions than do middle-aged partners (Carstensen, Gottman, & Levenson, 1995). Research showing that older adults have smaller networks compared to young adults and tend to avoid negative interactions also supports this theory. Similar selective processes are also observed when time horizons for interactions with close partners shrink temporarily for young adults (e.g., impending geographical

separations).

Much research focuses on the associations between specific effects of long-term social relationships and health in later life. Older married individuals who receive positive social and emotional support from their partner generally report better health than their unmarried peers (Antonucci, 2001; Umberson, Williams, Powers, Liu, & Needham, 2006; Waite & Gallagher, 2000). Despite the overall positive health effects of being married in old age (compared with being widowed, divorced, or single), living as a couple can have a "dark side" if the relationship is strained or if one partner is the primary caregiver. The consequences of positive and negative aspects of relationships are complex (Birditt & Antonucci, 2008; Rook, 1998; Uchino, 2009). For example, in some circumstances, criticism from a partner may be perceived as valid and useful feedback whereas in others it is considered unwarranted and hurtful. In long-term relationships, habitual negative exchanges might have diminished effects. Parent-child and sibling relationships are often the most long-term and emotion-laden social ties. Across the life span, the parent-child tie, for example, is characterized by a paradox of solidarity, conflict, and ambivalence (Fingerman, Chen, Hay, Cichy, & Lefkowitz, 2006).

Emotion and Well-being

As we get older, the likelihood of losing loved ones or experiencing declines in health increases. Does the experience of such losses result in decreases in well-being in older adulthood? Researchers have found that well-being differs across the life span and that the patterns of these differences depend on how well-being is measured.

Measures of **global subjective well-being** assess individuals' overall perceptions of their lives. This can include questions about life satisfaction or judgments of whether individuals are currently living the best life possible. What factors may contribute to how people respond to these questions? Age, health, personality, social support, and life experiences have been shown to influence judgments of global well-being. It is important to note that predictors of well-being may change as we age. What is important to life satisfaction in young adulthood can be different in later adulthood (George, 2010). Early research on well-being argued that life events such as marriage or divorce can temporarily influence well-being, but people quickly adapt and return to a neutral baseline (called the hedonic treadmill; Diener, Lucas, & Scollon, 2006). More recent research suggests otherwise. Using longitudinal data, researchers have examined well-being prior to, during, and after major life events such as widowhood, marriage, and unemployment (Lucas, 2007). Different life events influence well-being in different ways, and individuals do not often adapt back to baseline levels of well-being. The influence of events, such as unemployment, may have a lasting negative influence on well-being as people

age. Research suggests that global well-being is highest in early and later adulthood and lowest in midlife (Stone, Schwartz, Broderick, & Deaton, 2010).

Hedonic well-being refers to the emotional component of well-being and includes measures of positive (e.g., happiness, contentment) and negative affect (e.g., stress, sadness). The pattern of positive affect across the adult life span is similar to that of global well-being, with experiences of positive emotions such as happiness and enjoyment being highest in young and older adulthood. Experiences of negative affect, particularly stress and anger, tend to decrease with age. Experiences of sadness are lowest in early and later adulthood compared to midlife (Stone et al., 2010). Other research finds that older adults report more positive and less negative affect than middle age and younger adults (Magai, 2008; Mroczek, 2001). It should be noted that both global well-being and positive affect tend to taper off during late older adulthood and these declines may be accounted for by increases in health-related losses during these years (Charles & Carstensen, 2010).

Psychological well-being aims to evaluate the positive aspects of psychosocial development, as opposed to factors of ill-being, such as depression or anxiety. Ryff's model of psychological well-being proposes six core dimensions of positive well-being. Older adults tend to report higher environmental mastery (feelings of competence and control in managing everyday life) and autonomy (independence), lower personal growth and purpose in life, and similar levels

of positive relations with others as younger individuals (Ryff, 1995). Links between health and interpersonal flourishing, or having high-quality connections with others, may be important in understanding how to optimize quality of life in old age (Ryff & Singer, 2000).

Successful Aging and Longevity

Increases in **average life expectancy** in the 20th century and evidence from twin studies that suggests that genes account for only 25% of the variance in human life spans have opened new questions about implications for individuals and society (Christensen, Doblhammer, Rau, &



Physical activity is one of the pillars of successful aging. [Image: William Murphy, <https://goo.gl/Khsbsb>, CC BY-SA 2.0, <https://goo.gl/jSSrcO>]

Vaupel, 2009). What environmental and behavioral factors contribute to a healthy long life? Is it possible to intervene to slow processes of aging or to minimize cognitive decline, prevent dementia, and ensure life quality at the end of life (Fratiglioni, Paillard-Borg, & Winblad, 2004; Hertzog, Kramer, Wilson, & Lindenberger, 2009; Lang, Baltes, & Wagner, 2007)? Should interventions focus on late life, midlife, or indeed begin in early life? Suggestions that pathological change (e.g., dementia) is not an inevitable component of aging and that pathology could at least be delayed until the very end of life led to theories about successful aging and proposals about targets for intervention. Rowe and Kahn (1997) defined three criteria of successful aging: (a) the relative avoidance of disease, disability, and risk factors like high blood pressure, smoking, or obesity; (b) the maintenance of high physical and cognitive functioning; and (c) active engagement in social and productive activities. Although such definitions of successful aging are value-laden, research and behavioral interventions have subsequently been guided by this model. For example, research has suggested that age-related declines in cognitive functioning across the adult life span may be slowed through physical exercise and lifestyle interventions (Kramer & Erickson, 2007). It is recognized, however, that societal and environmental factors also play a role and that there is much room for social change and technical innovation to accommodate the needs of the Baby Boomers and later generations as they age in the next decades.

Outside Resources

Web: Columbia Aging Society

<http://www.agingsocietynetwork.org/>

Web: Columbia International Longevity Center

<http://www.mailman.columbia.edu/academic-departments/centers/columbia-aging/international-longevity-center-knowledge-transfer>

Web: National Institute on Aging

<http://www.nia.nih.gov/>

Web: Stanford Center Longevity

<http://longevity3.stanford.edu/>

Discussion Questions

1. How do age stereotypes and intergenerational social interactions shape quality of life in older adults? What are the implications of the research of Levy and others?
2. Researchers suggest that there is both stability and change in Big Five personality traits after age 30. What is stable? What changes?
3. Describe the Social Convoy Model of Antonucci. What are the implications of this model for older adults?
4. Memory declines during adulthood. Is this statement correct? What does research show?
5. Is dementia inevitable in old age? What factors are currently thought to be protective?
6. What are the components of successful aging described by Rowe and Kahn (1998) and others? What outcomes are used to evaluate successful aging?

Vocabulary

Age identity

How old or young people feel compared to their chronological age; after early adulthood, most people feel younger than their chronological age.

Autobiographical narratives

A qualitative research method used to understand characteristics and life themes that an individual considers to uniquely distinguish him- or herself from others.

Average life expectancy

Mean number of years that 50% of people in a specific birth cohort are expected to survive. This is typically calculated from birth but is also sometimes re-calculated for people who have already reached a particular age (e.g., 65).

Cohort

Group of people typically born in the same year or historical period, who share common experiences over time; sometimes called a generation (e.g., Baby Boom Generation).

Convoy Model of Social Relations

Theory that proposes that the frequency, types, and reciprocity of social exchanges change with age. These social exchanges impact the health and well-being of the givers and receivers in the convoy.

Cross-sectional studies

Research method that provides information about age group differences; age differences are confounded with cohort differences and effects related to history and time of study.

Crystallized intelligence

Type of intellectual ability that relies on the application of knowledge, experience, and learned information.

Fluid intelligence

Type of intelligence that relies on the ability to use information processing resources to reason logically and solve novel problems.

Global subjective well-being

Individuals' perceptions of and satisfaction with their lives as a whole.

Hedonic well-being

Component of well-being that refers to emotional experiences, often including measures of positive (e.g., happiness, contentment) and negative affect (e.g., stress, sadness).

Heterogeneity

Inter-individual and subgroup differences in level and rate of change over time.

Inhibitory functioning

Ability to focus on a subset of information while suppressing attention to less relevant information.

Intra- and inter-individual differences

Different patterns of development observed within an individual (intra-) or between individuals (inter-).

Life course theories

Theory of development that highlights the effects of social expectations of age-related life events and social roles; additionally considers the lifelong cumulative effects of membership in specific cohorts and sociocultural subgroups and exposure to historical events.

Life span theories

Theory of development that emphasizes the patterning of lifelong within- and between-person differences in the shape, level, and rate of change trajectories.

Longitudinal studies

Research method that collects information from individuals at multiple time points over time, allowing researchers to track cohort differences in age-related change to determine cumulative effects of different life experiences.

Processing speed

The time it takes individuals to perform cognitive operations (e.g., process information, react to a signal, switch attention from one task to another, find a specific target object in a complex picture).

Psychometric approach

Approach to studying intelligence that examines performance on tests of intellectual functioning.

Recall

Type of memory task where individuals are asked to remember previously learned information without the help of external cues.

Recognition

Type of memory task where individuals are asked to remember previously learned information with the assistance of cues.

Self-perceptions of aging

An individual's perceptions of their own aging process; positive perceptions of aging have been shown to be associated with greater longevity and health.

Social network

Network of people with whom an individual is closely connected; social networks provide emotional, informational, and material support and offer opportunities for social engagement.

Socioemotional Selectivity Theory

Theory proposed to explain the reduction of social partners in older adulthood; posits that older adults focus on meeting emotional over information-gathering goals, and adaptively select social partners who meet this need.

Subjective age

A multidimensional construct that indicates how old (or young) a person feels and into which age group a person categorizes him- or herself

Successful aging

Includes three components: avoiding disease, maintaining high levels of cognitive and physical functioning, and having an actively engaged lifestyle.

Working memory

Memory system that allows for information to be simultaneously stored and utilized or manipulated.

References

- Antonucci, T. C. (2001). Social relations: An examination of social networks, social support and sense of control. In J.E. Birren & K. W. Schaie (Eds.), *Handbook of the psychology of aging* (5th ed., pp. 427–453). New York: Academic Press.
- Baltes, P. B. (1987). Theoretical propositions of lifespan developmental psychology: On the dynamics between growth and decline. *Developmental Psychology*, 23, 611–626.
- Baltes, P. B. & Lindenberger, U. (1997). Emergence of powerful connection between sensory and cognitive functions across the adult life span: A new window to the study of cognitive aging? *Psychology and Aging*, 12, 12–21.
- Birditt, K., & Antonucci, T. C. (2008). Life sustaining irritations? Relationship quality and mortality in the context of chronic illness. *Social Science & Medicine*, 67, 1291.
- Birren, J. E. & Schroots, J. J. F. (2006). Autobiographical memory and the narrative self over the life span. In J. E. Birren and K. Warner Schaie (Eds.) *Handbook of the psychology of aging* (6th ed. pp. 477–499). Burlington, MA: Elsevier Academic Press.
- Blanchard-Fields, F. (2007). Everyday problem solving and emotion: An adult development perspective. *Current Directions in Psychological Science*, 16, 26–31.
- Bronfenbrenner, U. (1979). *The ecology of human development*. Cambridge, MA: Harvard University Press.
- Carstensen, L. L. (1993). Motivation for social contact across the life span: A theory of socioemotional selectivity. In J. E. Jacobs (Ed.), *Nebraska Symposium on Motivation*, 1992: *Developmental perspectives on motivation* (pp. 209–254). Lincoln, NE: University of Nebraska Press.
- Carstensen, L. L., Gottman, J. M., & Levensen, R. W. (1995). Emotional behavior in long-term marriage. *Psychology and Aging*, 10, 140–149.
- Carstensen, L. L., Isaacowitz, D. M., & Charles, S. T. (1999). Taking time seriously: A theory of socioemotional selectivity. *American Psychologist*, 54, 165–181.
- Charles, S. T., & Carstensen, L. L. (2010). Social and emotional aging. *Annual review of psychology*, 61, 383–409.
- Charness, N. (1981). Search in chess: Age and skill differences. *Journal of Experimental Psychology: Human Perception and Performance*, 7, 467.
- Christensen, K., Doblhammer, G., Rau, R., Vaupel, J. W. (2009). Ageing populations: the challenges ahead. *Lancet*, 374, 1196–208.
- Craik, F. I., & Bialystok, E. (2006). Cognition through the lifespan: mechanisms of change. *Trends*

- in *Cognitive Sciences*, 10, 131–138.
- Craik, F. I. M. (2000). Age-related changes in human memory. In D. C. Park & N. Schwarz (Eds.), *Cognitive Aging: A Primer* (pp. 75–92). New York: Psychology Press.
- Diener, E., Lucas, R. E., & Scollon, C. N. (2006). Beyond the hedonic treadmill: revising the adaptation theory of well-being. *American Psychologist*, 61, 305.
- Elder, G. H., Johnson, M. K., & Crosnoe, R. (2003). The emergence and development of life course theory. In J. T. Mortimer & M. J. Shanahan (Eds.), *Handbook of the Life Course*, 3-19. New York: Kluwer Academic/Plenum Publishers.
- Fingerman, K. L., Berg, C. A., Smith, J., & Antonucci, T.C. (Eds.) (2011). *Handbook of Life-Span Development*. New York: Springer
- Fingerman, K. L., Chen, P. C., Hay, E., Cichy, K. E., & Lefkowitz, E. S. (2006). Ambivalent reactions in the parent and offspring relationship. *The Journals of Gerontology Series B: Psychological Sciences and Social Sciences*, 61, 152-160.
- Fratiglioni, L., Paillard-Borg, S., & Winblad, B. (2004). An active and socially integrated lifestyle in late life might protect against dementia. *Lancet Neurology*, 3, 343–353
- Friedman, H. S., Tucker, J. S., Tomlinson-Keasey, C., Schwartz, J. E., Wingard, D. L., & Criqui, M. H. (1993). Does childhood personality predict longevity? *Journal of Personality and Social Psychology*, 65, 176–185. doi:10.1037/0022-3514.65.1.176
- George, L. K. (2010). Still happy after all these years: Research frontiers on subjective well-being in later life. *The Journals of Gerontology Series B: Psychological Sciences and Social Sciences*, 65, 331.
- Hasher, L. & Zacks, R. T. (1988). Working memory, comprehension, and aging: A review and a new view. In G.H. Bower (Ed.), *The Psychology of Learning and Motivation*, (Vol. 22, pp. 193–225). San Diego, CA: Academic Press.
- Hertzog, C., Kramer, A. F., Wilson, R. S., & Lindenberger, U. (2009). Enrichment effects on adult cognitive development: Can the functional capacity of older adults be preserved and enhanced? *Psychological Science in the Public Interest*, 9, 1–65
- Kahn, R. L., & Antonucci, T. C. (1980). Convoys over the life course: Attachment, roles, and social support. In P. B. Baltes & O. G. Brim (Eds.), *Life-span development and behavior* (pp. 253–286). New York: Academic Press.
- Kramer, A. F. & Erickson, K. I. (2007). Capitalizing on cortical plasticity: The influence of physical activity on cognition and brain function. *Trends in Cognitive Sciences*, 11, 342–348.
- Lang, F. R., Baltes, P. B., & Wagner, G. G. (2007). Desired lifetime and end-of-life desires across adulthood From 20 to 90: A dual-source information model. *Journal of Gerontology*:

- Psychological Sciences*, 62B, 268–276.
- Levy, B. (2009). Stereotype Embodiment: A Psychosocial Approach to Aging. *Current Directions in Psychological Science*, 18(6), 332–336
- Lucas, R. E. (2007). Adaptation and the Set-Point Model of Subjective Well-Being Does Happiness Change After Major Life Events?. *Current Directions in Psychological Science*, 16, 75–79.
- Lucas, R. E. & Donnellan, A. B. (2011). Personality development across the life span: Longitudinal analyses with a national sample from Germany. *Journal of Personality and Social Psychology*, 101, 847–861
- Magai, C. (2008). Long-lived emotions. In M. Lewis, J. M. Haviland-Jones, & L. Feldman Barrett (Eds.), *Handbook of Emotions*, 376–392. New York: Guilford.
- Markus, H., & Nurius, P. (1986). Possible selves. *American Psychologist*, 41, 954–969.
- McAdams, D. P. (2006). The redemptive self: Generativity and the stories Americans live by. *Research in Human Development*, 3(2-3), 81–100.
- Mroczek, D. K. (2001). Age and emotion in adulthood. *Current Directions in Psychological Science*, 10(3), 87–90.
- Park, D. C. (2000). The basic mechanisms accounting for age-related decline in cognitive function. In D.C. Park & N. Schwarz (Eds.), *Cognitive Aging: A Primer* (pp. 3–21). New York: Psychology Press.
- Park, D. C. & Gutchess, A. H. (2000). Cognitive aging and everyday life. In D.C. Park & N. Schwarz (Eds.), *Cognitive Aging: A Primer* (pp. 217–232). New York: Psychology Press.
- Roberts, B. W., & Mroczek, D. K. (2008). Personality trait change in adulthood. *Current Directions in Psychological Science*, 17, 31–35.
- Roberts, B. W., Kuncel, N., Shiner, R., N., Caspi, A., & Goldberg, L. R. (2007). The power of personality: The comparative validity of personality traits, socioeconomic status, and cognitive ability for predicting important life outcomes. *Perspectives on Psychological Science*, 2(4), 313–345. doi:10.1111/j.1745-6916.2007.00047.
- Rook, K. S. (1998). Investigating the positive and negative sides of personal relationships: Through a lens darkly? In W. R. Cupach & B. H. Spitzberg (Eds.), *The dark side of close relationships* (pp. 369–393). Mahwah, NJ: Lawrence Erlbaum.
- Ross, M., & Wilson, A. E. (2003). Autobiographical memory and conceptions of self: Getting better all the time. *Current Directions in Psychological Science*, 12, 66–69.
- Rowe, J. W. (2009). Facts and fictions about an aging America. *Contexts*, 8, 16–21.
- Rowe, J. W. & Kahn, R. L. (1997). Successful aging. *The Gerontologist*, 37(4), 433–440.

- Rubin, D., & Berntsen, D. (2006). People over 40 feel 20% younger than their age: Subjective age across the lifespan. *Psychonomic Bulletin & Review*, 13, 776–780
- Ryff, C. D. (1995). Psychological well-being in adult life. *Current Directions in Psychological Science*, 4(4), 99–104
- Ryff, C. D., & Singer, B. (2000). Interpersonal flourishing: A positive health agenda for the new millennium. *Personality and Social Psychology Review*, 4, 30–44.
- Salthouse, T. A. (2004). What and when of cognitive aging. *Current Directions in Psychological Science*, 13, 140–144.
- Salthouse, T. A. (1984). Effects of age and skill in typing. *Journal of Experimental Psychology: General*, 113, 345.
- Schaie, K. W. & Willis, S. L. (1996). Psychometric intelligence and aging. In F. Blanchard-Fields & T.M. Hess (Eds.), *Perspectives on Cognitive Change in Adulthood and Aging* (pp. 293–322). New York: McGraw Hill.
- Settersten, R. A., Jr. (2005). Toward a stronger partnership between lifecourse sociology and life-span psychology. *Research in Human Development*, 2(1–2), 25–41.
- Stone, A. A., Schwartz, J. E., Broderick, J. E., & Deaton, A. (2010). A snapshot of the age distribution of psychological well-being in the United States. *Proceedings of the National Academy of Sciences*, 107, 9985–9990.
- Tentori, K., Osherson, D., Hasher, L., & May, C. (2001). Wisdom and aging: Irrational preferences in college students but not older adults. *Cognition*, 81, B87–B96.
- Uchino, B. N. (2009). What a lifespan approach might tell us about why distinct measures of social support have differential links to physical health. *Journal of Social and Personal Relationships*, 26(1), 53–62. DOI: 10.1177/0265407509105521
- Umberson, D., Williams, K., Powers, D. A., Liu, H., & Needham, B. (2006). You make me sick: Marital quality and health over the life course. *Journal of Health and Social Behavior*, 47, 1–16.
- Waite, L. J. & Gallagher, M. (2000). *The case for marriage: Why married people are happier, healthier, and better off financially*. New York: Doubleday.

Sensation and Perception

11

Sensation and Perception

Adam John Privitera

The topics of sensation and perception are among the oldest and most important in all of psychology. People are equipped with senses such as sight, hearing and taste that help us to take in the world around us. Amazingly, our senses have the ability to convert real-world information into electrical information that can be processed by the brain. The way we interpret this information-- our perceptions-- is what leads to our experiences of the world. In this module, you will learn about the biological processes of sensation and how these can be combined to create perceptions.

Learning Objectives

- Differentiate the processes of sensation and perception.
- Explain the basic principles of sensation and perception.
- Describe the function of each of our senses.
- Outline the anatomy of the sense organs and their projections to the nervous system.
- Apply knowledge of sensation and perception to real world examples.
- Explain the consequences of multimodal perception.

Introduction

"Once I was hiking at Cape Lookout State Park in Tillamook, Oregon. After passing through a vibrantly colored, pleasantly scented, temperate rainforest, I arrived at a cliff overlooking the Pacific Ocean."

I grabbed the cold metal railing near the edge and looked out at the sea. Below me, I could see a pod of sea lions swimming in the deep blue water. All around me I could smell the salt from the sea and the scent of wet, fallen leaves."

This description of a single memory highlights the way a person's senses are so important to our experience of the world around us.

Before discussing each of our extraordinary senses individually, it is necessary to cover some basic concepts that apply to all of them. It is probably best to start with one very important distinction that can often be confusing: the difference between sensation and perception. The *physical* process during which our sensory organs—those involved with hearing and taste, for example—respond to external stimuli is called **sensation**. Sensation happens when you eat noodles or feel the wind on your face or hear a car horn honking in the distance. During sensation, our sense organs are engaging in **transduction**, the conversion of one form of energy into another. Physical energy such as light or a sound wave is converted into a form of energy the brain can understand: electrical stimulation. After our brain receives the electrical signals, we make sense of all this stimulation and begin to appreciate the complex world around us. This *psychological* process—making sense of the stimuli—is called **perception**. It is during this process that you are able to *identify* a gas leak in your home or a song that reminds you of a specific afternoon spent with friends.



Our senses combine to create our perceptions of the world.
[Image: Adam John Privitera, CC BY-NC-SA 4.0, <https://goo.gl/H2QaA8>]

Regardless of whether we are talking about sight or taste or any of the individual senses, there are a number of basic principles that influence the way our sense organs work. The first of these influences is our ability to detect an external stimulus. Each sense organ—our eyes or tongue, for instance—requires a minimal amount of stimulation in order to detect a stimulus. This **absolute threshold** explains why you don't smell the perfume someone is wearing in a classroom unless they are somewhat close to you. Because absolute threshold changes throughout the day and based on what other stimuli you have recently experienced, researchers define absolute threshold as the minimum amount of stimulation needed to detect a stimulus 50% of the time.

The way we measure absolute thresholds is by using a method called **signal detection**. This process involves presenting stimuli of varying intensities to a research participant in order to determine the level at which he or she can reliably detect stimulation in a given sense. During one type of hearing test, for example, a person listens to increasingly louder tones (starting from silence). This type of test is called *the method of limits*, and it is an effort to determine the point, or threshold, at which a person begins to hear a stimulus (see Additional Resources for a video demonstration). In the example of louder tones, the method of limits test is using *ascending trials*. Some method of limits tests use *descending trials*, such as making a light grow dimmer until a person can no longer see it. Correctly indicating that a sound was heard is called a hit; failing to do so is called a miss. Additionally, indicating that a sound was heard when one wasn't played is called a *false alarm*, and correctly identifying when a sound wasn't played is a *correct rejection*.

Through these and other studies, we have been able to gain an understanding of just how remarkable our senses are. For example, the human eye is capable of detecting candlelight from 30 miles away in the dark. We are also capable of hearing the ticking of a watch in a quiet environment from 20 feet away. If you think that's amazing, I encourage you to read more about the extreme sensory capabilities of nonhuman animals; many animals possess what we would consider super-human abilities.

A similar principle to the absolute threshold discussed above underlies our ability to detect the difference between two stimuli of different intensities. The **differential threshold** (or difference threshold) or **just noticeable difference (JND)**, for each sense has been studied using similar methods to signal detection. To illustrate, find a friend and a few objects of known weight (you'll need objects that weigh 1, 2, 10 and 11 lbs.—or in metric terms: 1, 2, 5 and 5.5 kg). Have your friend hold the lightest object (1 lb. or 1 kg). Then, replace this object with the next heaviest and ask him or her to tell you which one weighs more. Reliably, your friend will say the second object every single time. It's extremely easy to tell the difference when something weighs double what another weighs! However, it is not so easy when the difference is a smaller percentage of the overall weight. It will be much harder for your friend to reliably tell the difference between 10 and 11 lbs. (or 5 versus 5.5 kg) than it is for 1 and 2 lbs. This is phenomenon is called **Weber's Law**, and it is the idea that bigger stimuli require larger differences to be noticed. As with the absolute threshold, your ability to notice differences varies throughout the day and based on what other stimuli you have recently experienced so the difference threshold is defined as the smallest difference detectable 50% of the time.

Crossing into the world of perception, it is clear that our experience influences how our brain processes things. You have tasted food that you like and food that you don't like. There are some bands you enjoy and others you can't stand. However, during the time you first eat

something or hear a band, you process those stimuli using bottom-up processing. This is when we build up to perception from the individual pieces. Sometimes, though, stimuli we've experienced in our past will influence how we process new ones. This is called top-down processing. The best way to illustrate these two concepts is with our ability to read. Read the following quote out loud:



Figure 1. An example of stimuli processing.

Notice anything odd while you were reading the text in the triangle? Did you notice the second “the”? If not, it’s likely because you were reading this from a top-down approach. Having a second “the” doesn’t make sense. We know this. Our brain knows this and doesn’t *expect* there to be a second one, so we have a tendency to skip right over it. In other words, your past experience has changed the way you perceive the writing in the triangle! A beginning reader—one who is using a bottom-up approach by carefully attending to each piece—would be less likely to make this error.

Finally, it should be noted that when we experience a sensory stimulus that doesn’t change, we stop paying attention to it. This is why we don’t feel the weight of our clothing, hear the hum of a projector in a lecture hall, or see all the tiny scratches on the lenses of our glasses. When a stimulus is constant and unchanging, we experience sensory adaptation. This occurs because if a stimulus does not change, our receptors quit responding to it. A great example of this occurs when we leave the radio on in our car after we park it at home for the night. When we listen to the radio on the way home from work the volume seems reasonable. However, the next morning when we start the car, we might be startled by how loud the radio is. We don’t remember it being that loud last night. What happened? We adapted to the constant stimulus (the radio volume) over the course of the previous day and increased the

volume at various times.

Now that we have introduced some basic sensory principles, let us take on each one of our fascinating senses individually.

Vision

How vision works

Vision is a tricky matter. When we see a pizza, a feather, or a hammer, we are actually seeing light bounce off that object and into our eye. Light enters the eye through the pupil, a tiny opening behind the cornea. The pupil regulates the amount of light entering the eye by contracting (getting smaller) in bright light and dilating (getting larger) in dimmer light. Once past the pupil, light passes through the lens, which focuses an image on a thin layer of cells in the back of the eye, called the retina.

Because we have two eyes in different locations, the image focused on each retina is from a slightly different angle (binocular disparity), providing us with our perception of 3D space (binocular vision). You can appreciate this by holding a pen in your hand, extending your arm in front of your face, and looking at the pen while closing each eye in turn. Pay attention to

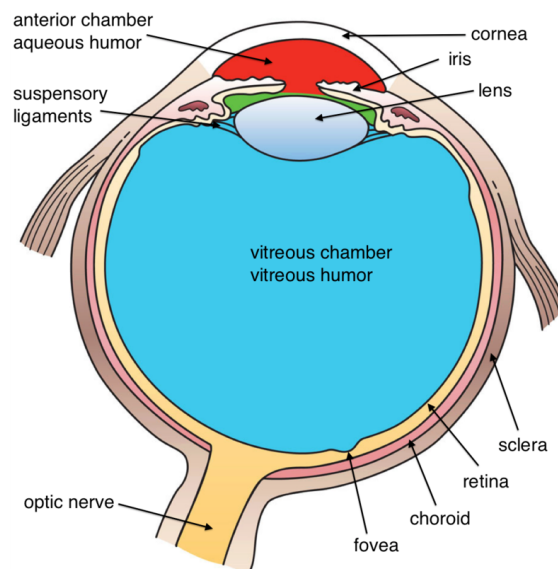


Figure 2. Diagram of the human eye. Notice the Retina, labeled here: this is the location of the Cones and Rods in the eye. [Image: Holly Fischer, <https://goo.gl/ozuG0Q>, CC BY 3.0, <https://goo.gl/TSlslq>]

the apparent position of the pen relative to objects in the background. Depending on which eye is open, the pen appears to jump back and forth! This is how video game manufacturers create the perception of 3D without special glasses; two slightly different images are presented on top of one another.

It is in the retina that light is transduced, or converted into electrical signals, by specialized cells called photoreceptors. The retina contains two main kinds of photoreceptors: rods and cones. Rods are primarily responsible for our ability to see in dim light conditions, such as during the night. Cones, on the other hand, provide us with the ability to see color and fine detail when the light is brighter. Rods and cones differ in their distribution across the retina, with the highest concentration of cones found in the fovea (the central region of focus), and rods dominating the periphery (see Figure 2). The difference in distribution can explain why looking directly at a dim star in the sky makes it seem to disappear; there aren't enough rods to process the dim light!

Next, the electrical signal is sent through a layer of cells in the retina, eventually traveling down the optic nerve. After passing through the thalamus, this signal makes it to the primary visual cortex, where information about light orientation and movement begin to come together (Hubel & Wiesel, 1962). Information is then sent to a variety of different areas of the cortex for more complex processing. Some of these cortical regions are fairly specialized—for example, for processing faces (fusiform face area) and body parts (extrastriate body area). Damage to these areas of the cortex can potentially result in a specific kind of agnosia, whereby a person loses the ability to perceive visual stimuli. A great example of this is illustrated in the writing of famous neurologist Dr. Oliver Sacks; he experienced *prosopagnosia*, the inability to recognize faces. These specialized regions for visual recognition comprise the ventral pathway (also called the “what” pathway). Other areas involved in processing location and movement make up the dorsal pathway (also called the “where” pathway). Together, these pathways process a large amount of information about visual stimuli (Goodale & Milner, 1992). Phenomena we often refer to as optical illusions provide misleading information to these “higher” areas of visual processing (see Additional Resources for websites containing amazing optical illusions).

Dark and light adaptation

Humans have the ability to adapt to changes in light conditions. As mentioned before, rods are primarily involved in our ability to see in dim light. They are the photoreceptors responsible for allowing us to see in a dark room. You might notice that this night vision ability takes around 10 minutes to turn on, a process called dark adaptation. This is because our rods

become bleached in normal light conditions and require time to recover. We experience the opposite effect when we leave a dark movie theatre and head out into the afternoon sun. During **light adaptation**, a large number of rods and cones are bleached at once, causing us to be blinded for a few seconds. Light adaptation happens almost instantly compared with dark adaptation. Interestingly, some people think pirates wore a patch over one eye in order to keep it adapted to the dark while the other was adapted to the light. If you want to turn on a light without losing your night vision, don't worry about wearing an eye patch, just use a red light; this wavelength doesn't bleach your rods.

Color vision



Figure 3. Stare at the center of the Canadian flag for fifteen seconds. Then, shift your eyes away to a white wall or blank piece of paper. You should see an "after image" in a different color scheme.

Our cones allow us to see details in normal light conditions, as well as color. We have cones that respond *preferentially*, not exclusively, for red, green and blue (Svaetichin, 1955). This **trichromatic theory** is not new; it dates back to the early 19th century (Young, 1802; Von Helmholtz, 1867). This theory, however, does not explain the odd effect that occurs when we look at a white wall after staring at a picture for around 30 seconds. Try this: stare at the image of

the flag in Figure 3 for 30 seconds and then immediately look at a sheet of white paper or a wall. According to the trichromatic theory of color vision, you should see white when you do that. Is that what you experienced? As you can see, the trichromatic theory doesn't explain the *afterimage* you just witnessed. This is where the **opponent-process theory** comes in (Hering, 1920). This theory states that our cones send information to *retinal ganglion cells* that respond to *pairs* of colors (red-green, blue-yellow, black-white). These specialized cells take information from the cones and compute the difference between the two colors—a process that explains why we cannot see reddish-green or bluish-yellow, as well as why we see afterimages. Color deficient vision can result from issues with the cones or retinal ganglion cells involved in color vision.

Hearing (Audition)

Some of the most well-known celebrities and top earners in the world are musicians. Our worship of musicians may seem silly when you consider that all they are doing is vibrating

the air a certain way to create sound waves, the physical stimulus for audition.

People are capable of getting a large amount of information from the basic qualities of sound waves. The *amplitude* (or intensity) of a sound wave codes for the loudness of a stimulus; higher amplitude sound waves result in louder sounds. The *pitch* of a stimulus is coded in the *frequency* of a sound wave; higher frequency sounds are higher pitched. We can also gauge the quality, or *timbre*, of a sound by the complexity of the sound wave. This allows us to tell the difference between bright and dull sounds as well as natural and synthesized instruments (Välimäki & Takala, 1996).

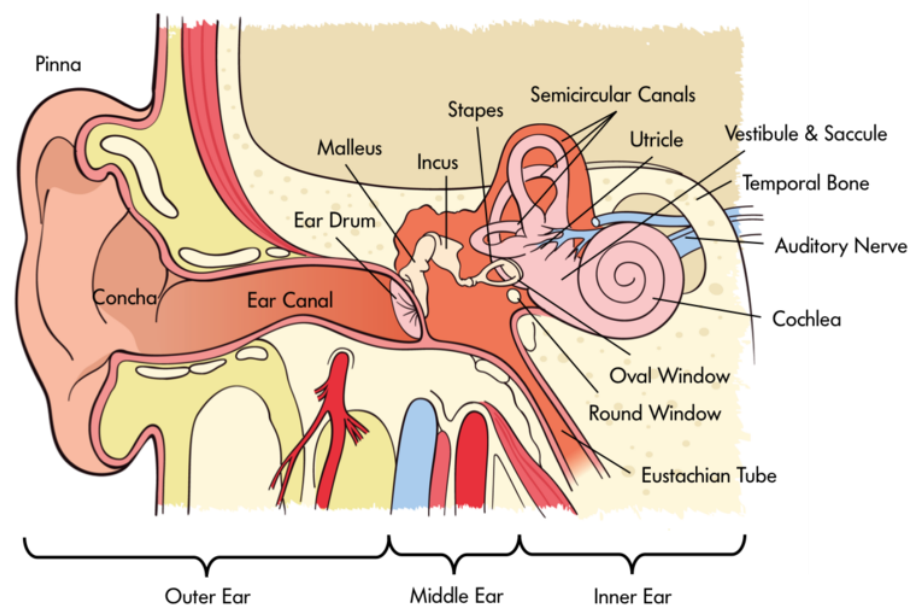


Figure 4. Diagram of the human ear. Notice the Cochlea labeled here: it is the location of the auditory Hair Cells that are tonotopically organized.

In order for us to sense sound waves from our environment they must reach our inner ear. Lucky for us, we have evolved tools that allow those waves to be funneled and amplified during this journey. Initially, sound waves are funneled by your pinna (the external part of your ear that you can actually see) into your auditory canal (the hole you stick Q-tips into despite the box advising against it). During their journey, sound waves eventually reach a thin, stretched membrane called the tympanic membrane (eardrum), which vibrates against the three smallest bones in the body—the malleus (hammer), the incus (anvil), and the stapes (stirrup)—collectively called the ossicles. Both the tympanic membrane and the ossicles amplify the sound waves before they enter the fluid-filled cochlea, a snail-shell-like bone structure containing auditory hair cells arranged on the basilar membrane (see Figure 4)

according to the frequency they respond to (called tonotopic organization). Depending on age, humans can normally detect sounds between 20 Hz and 20 kHz. It is inside the cochlea that sound waves are converted into an electrical message.

Because we have an ear on each side of our head, we are capable of localizing sound in 3D space pretty well (in the same way that having two eyes produces 3D vision). Have you ever dropped something on the floor without seeing where it went? Did you notice that you were somewhat capable of locating this object based on the sound it made when it hit the ground? We can reliably locate something based on which ear receives the sound first. What about the height of a sound? If both ears receive a sound at the same time, how are we capable of localizing sound vertically? Research in cats (Populin & Yin, 1998) and humans (Middlebrooks & Green, 1991) has pointed to differences in the quality of sound waves depending on vertical positioning.

After being processed by auditory hair cells, electrical signals are sent through the *cochlear nerve* (a division of the vestibulocochlear nerve) to the thalamus, and then the **primary auditory cortex** of the temporal lobe. Interestingly, the tonotopic organization of the cochlea is maintained in this area of the cortex (Merzenich, Knight, & Roth, 1975; Romani, Williamson, & Kaufman, 1982). However, the role of the primary auditory cortex in processing the wide range of features of sound is still being explored (Walker, Bizley, & Schnupp, 2011).

Balance and the vestibular system

The inner ear isn't only involved in hearing; it's also associated with our ability to balance and detect where we are in space. The **vestibular system** is comprised of three semicircular canals—fluid-filled bone structures containing cells that respond to changes in the head's orientation in space. Information from the vestibular system is sent through the vestibular nerve (the other division of the vestibulocochlear nerve) to muscles involved in the movement of our eyes, neck, and other parts of our body. This information allows us to maintain our gaze on an object while we are in motion. Disturbances in the vestibular system can result in issues with balance, including vertigo.

Touch

Who doesn't love the softness of an old t-shirt or the smoothness of a clean shave? Who actually enjoys having sand in their swimsuit? Our skin, the body's largest organ, provides us with all sorts of information, such as whether something is smooth or bumpy, hot or cold, or even if it's painful. **Somatosensation**—which includes our ability to sense touch, temperature

and pain—transduces physical stimuli, such as fuzzy velvet or scalding water, into electrical potentials that can be processed by the brain.

Tactile sensation

Tactile stimuli—those that are associated with texture—are transduced by special receptors in the skin called **mechanoreceptors**. Just like photoreceptors in the eye and auditory hair cells in the ear, these allow for the conversion of one kind of energy into a form the brain can understand.

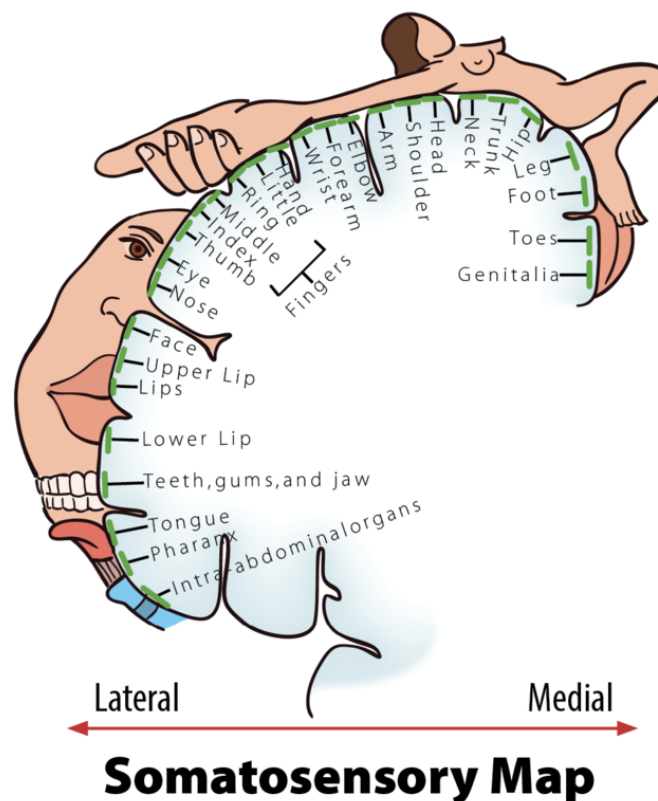


Figure 5. A drawing of the somatosensory cortex in the brain and the areas in the human body that correspond to it - they are drawn in proportion to the most sensitive or the most innervated parts of the body.

After tactile stimuli are converted by mechanoreceptors, information is sent through the thalamus to the **primary somatosensory cortex** for further processing. This region of the cortex is organized in a **somatotopic map** where different regions are sized based on the

sensitivity of specific parts on the opposite side of the body (Penfield & Rasmussen, 1950). Put simply, various areas of the skin, such as lips and fingertips, are more sensitive than others, such as shoulders or ankles. This sensitivity can be represented with the distorted proportions of the human body shown in Figure 5.

Pain

Most people, if asked, would love to get rid of pain (nociception), because the sensation is very unpleasant and doesn't appear to have obvious value. But the perception of pain is our body's way of sending us a signal that something is wrong and needs our attention. Without pain, how would we know when we are accidentally touching a hot stove, or that we should rest a strained arm after a hard workout?

Phantom limbs

Records of people experiencing phantom limbs after amputations have been around for centuries (Mitchell, 1871). As the name suggests, people with a phantom limb have the sensations such as itching seemingly coming from their missing limb. A phantom limb can also involve phantom limb pain, sometimes described as the muscles of the missing limb uncomfortably clenching. While the mechanisms underlying these phenomena are not fully understood, there is evidence to support that the damaged nerves from the amputation site are still sending information to the brain (Weinstein, 1998) and that the brain is reacting to this information (Ramachandran & Rogers-Ramachandran, 2000). There is an interesting treatment for the alleviation of phantom limb pain that works by tricking the brain, using a special mirror box to create a visual representation of the missing limb. The technique allows the patient to manipulate this representation into a more comfortable position (Ramachandran & Rogers-Ramachandran, 1996).

Smell and Taste: The Chemical Senses

The two most underappreciated senses can be lumped into the broad category of chemical senses. Both olfaction (smell) and gustation (taste) require the transduction of chemical stimuli into electrical potentials. I say these senses are underappreciated because most people would give up either one of these if they were forced to give up a sense. While this may not shock a lot of readers, take into consideration how much money people spend on the perfume industry annually (\$29 billion US Dollars). Many of us pay a lot more for a favorite brand of food because we prefer the taste. Clearly, we humans care about our chemical senses.

Olfaction (smell)

Unlike any of the other senses discussed so far, the receptors involved in our perception of both smell and taste bind directly with the stimuli they transduce. **Odorants** in our environment, very often mixtures of them, bind with olfactory receptors found in the **olfactory epithelium**. The binding of odorants to receptors is thought to be similar to how a lock and key operates, with different odorants binding to different specialized receptors based on their shape. However, the **shape theory of olfaction** isn't universally accepted and alternative theories exist, including one that argues that the vibrations of odorant molecules correspond to their subjective smells (Turin, 1996). Regardless of how odorants bind with receptors, the result is a pattern of neural activity. It is thought that our memories of these patterns of activity underlie our subjective experience of smell (Shepherd, 2005). Interestingly, because olfactory receptors send projections to the brain through the *cribriform plate* of the skull, head trauma has the potential to cause **anosmia**, due to the severing of these connections. If you are in a line of work where you constantly experience head trauma (e.g. professional boxer) and you develop anosmia, don't worry—your sense of smell will probably come back (Sumner, 1964).

Gustation (taste)

Taste works in a similar fashion to smell, only with receptors found in the taste buds of the tongue, called **taste receptor cells**. To clarify a common misconception, taste buds are not the bumps on your tongue (papillae), but are located in small divots around these bumps. These receptors also respond to chemicals from the outside environment, except these chemicals, called **tastants**, are contained in the foods we eat. The binding of these chemicals with taste receptor cells results in our perception of the five basic tastes: sweet, sour, bitter, salty and umami (savory)—although some scientists argue that there are more (Stewart et al., 2010). Researchers used to think these tastes formed the basis for a map-like organization of the tongue; there was even a clever rationale for the concept, about how the back of the tongue sensed



Ghost Pepper, also known as Bhut Jolokia is one of the hottest peppers in the world, it's 10 times hotter than a habanero, and 400 times hotter than tabasco sauce. What do you think would happen to your taste receptor cells if you took a bite out of this little guy? [Image: Richard Elzey, <https://goo.gl/suJHNg>, CC BY 2.0, <https://goo.gl/9uSnqN>]

bitter so we would know to spit out poisons, and the front of the tongue sensed sweet so we could identify high-energy foods. However, we now know that all areas of the tongue with taste receptor cells are capable of responding to every taste (Chandrashekar, Hoon, Ryba, & Zuker, 2006).

During the process of eating we are not limited to our sense of taste alone. While we are chewing, food odorants are forced back up to areas that contain olfactory receptors. This combination of taste and smell gives us the perception of **flavor**. If you have doubts about the interaction between these two senses, I encourage you to think back to consider how the flavors of your favorite foods are impacted when you have a cold; everything is pretty bland and boring, right?

Putting it all Together: Multimodal Perception

Though we have spent the majority of this module covering the senses individually, our real-world experience is most often multimodal, involving combinations of our senses into one perceptual experience. This should be clear after reading the description of walking through the forest at the beginning of the module; it was the combination of senses that allowed for that experience. It shouldn't shock you to find out that at some point information from each of our senses becomes integrated. Information from one sense has the potential to influence how we perceive information from another, a process called **multimodal perception**.

Interestingly, we actually respond more strongly to multimodal stimuli compared to the sum of each single modality together, an effect called the **superadditive effect of multisensory integration**. This can explain how you're still able to understand what friends are saying to you at a loud concert, as long as you are able to get visual cues from watching them speak. If you were having a quiet conversation at a café, you likely wouldn't need these additional cues. In fact, the **principle of inverse effectiveness** states that you are *less* likely to benefit from additional cues from other modalities if the initial unimodal stimulus is strong enough (Stein & Meredith, 1993).

Because we are able to process multimodal sensory stimuli, and the results of those processes are qualitatively different from those of unimodal stimuli, it's a fair assumption that the brain is doing something qualitatively different when they're being processed. There has been a growing body of evidence since the mid-90's on the neural correlates of multimodal perception. For example, neurons that respond to both visual and auditory stimuli have been identified in the *superior temporal sulcus* (Calvert, Hansen, Iversen, & Brammer, 2001). Additionally, multimodal "what" and "where" pathways have been proposed for auditory and

tactile stimuli (Renier et al., 2009). We aren't limited to reading about these regions of the brain and what they do; we can experience them with a few interesting examples (see Additional Resources for the "McGurk Effect," the "Double Flash Illusion," and the "Rubber Hand Illusion").

Conclusion

Our impressive sensory abilities allow us to experience the most enjoyable and most miserable experiences, as well as everything in between. Our eyes, ears, nose, tongue and skin provide an interface for the brain to interact with the world around us. While there is simplicity in covering each sensory modality independently, we are organisms that have evolved the ability to process multiple modalities as a unified experience.

Outside Resources

Audio: Auditory Demonstrations. CD published by the Acoustical Society of America (ASA).

You can listen to the demonstrations here

<http://www.auditory.org/democds.html>

Book: Ackerman, D. (1990). A natural history of the senses. Vintage.

<https://www.dianeackerman.com/a-natural-history-of-the-senses>

Book: Sacks, O. (1998). The man who mistook his wife for a hat: And other clinical tales. Simon and Schuster.

<http://www.oliversacks.com/books-by-oliver-sacks/man-mistook-wife-hat/>

Video: Acquired knowledge and its impact on our three-dimensional interpretation of the world - Anamorphic Illusions

<https://youtu.be/tBNHPk-Lnkk>

Video: Seeing Sound, Tasting Color

<https://www.youtube.com/watch?v=FTr1VnXKr4A>

Video: The Phantom Limb Phenomenon

<https://www.youtube.com/watch?v=1mHlv5ToMTM>

Web: A special ringtone that is only audible to younger people.

<https://www.youtube.com/watch?v=lrewnzQYrPI>

Web: Amazing library with visual phenomena and optical illusions, explained

<http://michaelbach.de/ot/index.html>

Web: An article on the discoveries in echolocation: the use of sound in locating people and things

<http://www.psychologicalscience.org/index.php/publications/observer/2015/december-15/u-sing-sound-to-get-around.html>

Web: An optical illusion demonstration the opponent-process theory of color vision.

<https://www.youtube.com/watch?v=qA2brNUo7WA>

Web: Anatomy of the eye

<https://www.aao.org/eye-health/anatomy/parts-of-eye>

Web: Animation showing tonotopic organization of the basilar membrane.

<https://www.youtube.com/watch?v=dyenMluFaUw>

Web: Best Illusion of the Year Contest website

<http://illusionoftheyear.com/>

Web: Demonstration of contrast gain adaptation

<https://michaelbach.de/ot/lum-contrastAdapt/>

Web: Demonstration of illusory contours and lateral inhibition. Mach bands

<http://michaelbach.de/ot/lum-MachBands/index.html>

Web: Demonstration of illusory contrast and lateral inhibition. The Hermann grid

http://michaelbach.de/ot/lum_herGrid/

Web: Demonstrations and illustrations of cochlear mechanics can be found here

<http://lab.rockefeller.edu/hudspeth/graphicalSimulations>

Web: Double Flash Illusion

<https://vimeo.com/39138252>

Web: Further information regarding what and where/how pathways

http://www.scholarpedia.org/article/What_and_where_pathways

Web: Great website with a large collection of optical illusions

<http://www.michaelbach.de/ot/>

Web: McGurk Effect Video

<https://www.youtube.com/watch?v=G-IN8vWm3m0>

Web: The Genetics of Taste

<http://www.smithsonianmag.com/arts-culture/the-genetics-of-taste-88797110/?no-ist>

Web: The Monell Chemical Sense Center website

<http://www.monell.org/>

Web: The Rubber Hand Illusion

<https://www.youtube.com/watch?v=sxwn1w7MJvk>

Web: The Tongue Map: Tasteless Myth Debunked

<http://www.livescience.com/7113-tongue-map-tasteless-myth-debunked.html>

Discussion Questions

1. There are a number of myths that exist about the sensory capabilities of infants. How would you design a study to determine what the true sensory capabilities of infants are?
2. A well-documented phenomenon experienced by millennials is the phantom vibration of a cell phone when no actual text message has been received. How can we use signal detection theory to explain this?
3. What physical features would an organism need in order to be really good at localizing sound in 3D space? Are there any organisms that currently excel in localizing sound? What features allow them to do this?
4. What issues would exist with visual recognition of an object if a research participant had his/her corpus callosum severed? What would you need to do in order to observe these deficits?

Vocabulary

Absolute threshold

The smallest amount of stimulation needed for detection by a sense.

Agnosia

Loss of the ability to perceive stimuli.

Anosmia

Loss of the ability to smell.

Audition

Ability to process auditory stimuli. Also called hearing.

Auditory canal

Tube running from the outer ear to the middle ear.

Auditory hair cells

Receptors in the cochlea that transduce sound into electrical potentials.

Binocular disparity

Difference in images processed by the left and right eyes.

Binocular vision

Our ability to perceive 3D and depth because of the difference between the images on each of our retinas.

Bottom-up processing

Building up to perceptual experience from individual pieces.

Chemical senses

Our ability to process the environmental stimuli of smell and taste.

Cochlea

Spiral bone structure in the inner ear containing auditory hair cells.

Cones

Photoreceptors of the retina sensitive to color. Located primarily in the fovea.

Dark adaptation

Adjustment of eye to low levels of light.

Differential threshold (or difference threshold)

The smallest difference needed in order to differentiate two stimuli. (See Just Noticeable Difference (JND))

Dorsal pathway

Pathway of visual processing. The “where” pathway.

Flavor

The combination of smell and taste.

Gustation

Ability to process gustatory stimuli. Also called taste.

Just noticeable difference (JND)

The smallest difference needed in order to differentiate two stimuli. (see Differential Threshold)

Light adaptation

Adjustment of eye to high levels of light.

Mechanoreceptors

Mechanical sensory receptors in the skin that response to tactile stimulation.

Multimodal perception

The effects that concurrent stimulation in more than one sensory modality has on the perception of events and objects in the world.

Nociception

Our ability to sense pain.

Odorants

Chemicals transduced by olfactory receptors.

Olfaction

Ability to process olfactory stimuli. Also called smell.

Olfactory epithelium

Organ containing olfactory receptors.

Opponent-process theory

Theory proposing color vision as influenced by cells responsive to pairs of colors.

Ossicles

A collection of three small bones in the middle ear that vibrate against the tympanic membrane.

Perception

The psychological process of interpreting sensory information.

Phantom limb

The perception that a missing limb still exists.

Phantom limb pain

Pain in a limb that no longer exists.

Pinna

Outermost portion of the ear.

Primary auditory cortex

Area of the cortex involved in processing auditory stimuli.

Primary somatosensory cortex

Area of the cortex involved in processing somatosensory stimuli.

Primary visual cortex

Area of the cortex involved in processing visual stimuli.

Principle of inverse effectiveness

The finding that, in general, for a multimodal stimulus, if the response to each unimodal component (on its own) is weak, then the opportunity for multisensory enhancement is very large. However, if one component—by itself—is sufficient to evoke a strong response, then the effect on the response gained by simultaneously processing the other components of the stimulus will be relatively small.

Retina

Cell layer in the back of the eye containing photoreceptors.

Rods

Photoreceptors of the retina sensitive to low levels of light. Located around the fovea.

Sensation

The physical processing of environmental stimuli by the sense organs.

Sensory adaptation

Decrease in sensitivity of a receptor to a stimulus after constant stimulation.

Shape theory of olfaction

Theory proposing that odorants of different size and shape correspond to different smells.

Signal detection

Method for studying the ability to correctly identify sensory stimuli.

Somatosensation

Ability to sense touch, pain and temperature.

Somatotopic map

Organization of the primary somatosensory cortex maintaining a representation of the arrangement of the body.

Sound waves

Changes in air pressure. The physical stimulus for audition.

Superadditive effect of multisensory integration

The finding that responses to multimodal stimuli are typically greater than the sum of the independent responses to each unimodal component if it were presented on its own.

Tastants

Chemicals transduced by taste receptor cells.

Taste receptor cells

Receptors that transduce gustatory information.

Top-down processing

Experience influencing the perception of stimuli.

Transduction

The conversion of one form of energy into another.

Trichromatic theory

Theory proposing color vision as influenced by three different cones responding preferentially to red, green and blue.

Tympanic membrane

Thin, stretched membrane in the middle ear that vibrates in response to sound. Also called the eardrum.

Ventral pathway

Pathway of visual processing. The “what” pathway.

Vestibular system

Parts of the inner ear involved in balance.

Weber's law

States that just noticeable difference is proportional to the magnitude of the initial stimulus.

References

- Calvert, G. A., Hansen, P. C., Iversen, S. D., & Brammer, M. J. (2001). Detection of audio-visual integration sites in humans by application of electrophysiological criteria to the BOLD effect. *Neuroimage*, 14(2), 427-438.
- Chandrashekar, J., Hoon, M. A., Ryba, N. J., & Zuker, C. S. (2006). The receptors and cells for mammalian taste. *Nature*, 444(7117), 288-294.
- Goodale, M. A., & Milner, A. D. (1992). Separate visual pathways for perception and action. *Trends in Neurosciences*, 15(1), 20-25.
- Hering, E. (1920). *Grundzüge der Lehre vom Lichtsinn*. J. Springer.
- Hubel, D. H., & Wiesel, T. N. (1962). Receptive fields, binocular interaction and functional architecture in the cat's visual cortex. *The Journal of Physiology*, 160(1), 106.
- Merzenich, M. M., Knight, P. L., & Roth, G. L. (1975). Representation of cochlea within primary auditory cortex in the cat. *Journal of Neurophysiology*, 38(2), 231-249.
- Middlebrooks, J. C., & Green, D. M. (1991). Sound localization by human listeners. *Annual Review of Psychology*, 42(1), 135-159.
- Mitchell, S. W. (1871). Phantom limbs. *Lippincott's Magazine of Popular Literature and Science*, 8, 563-569.
- Penfield, W., & Rasmussen, T. (1950). *The cerebral cortex of man; a clinical study of localization of function*. Oxford: England
- Populin, L. C., & Yin, T. C. (1998). Behavioral studies of sound localization in the cat. *The Journal of Neuroscience*, 18(6), 2147-2160.
- Ramachandran, V. S., & Rogers-Ramachandran, D. (2000). Phantom limbs and neural plasticity. *Archives of Neurology*, 57(3), 317-320.
- Ramachandran, V. S., & Rogers-Ramachandran, D. (1996). Synaesthesia in phantom limbs induced with mirrors. *Proceedings of the Royal Society of London B: Biological Sciences*, 263 (1369), 377-386.
- Renier, L. A., Anurova, I., De Volder, A. G., Carlson, S., VanMeter, J., & Rauschecker, J. P. (2009). Multisensory integration of sounds and vibrotactile stimuli in processing streams for "what" and "where". *The Journal of Neuroscience*, 29(35), 10950-10960.
- Romani, G. L., Williamson, S. J., & Kaufman, L. (1982). Tonotopic organization of the human auditory cortex. *Science*, 216(4552), 1339-1340.
- Shepherd, G. M. (2005). Outline of a theory of olfactory processing and its relevance to humans. *Chemical Senses*, 30(suppl 1), i3-i5.

- Stein, B. E., & Meredith, M. A. (1993). *The merging of the senses*. The MIT Press.
- Stewart, J. E., Feinle-Bisset, C., Golding, M., Delahunty, C., Clifton, P. M., & Keast, R. S. (2010). Oral sensitivity to fatty acids, food consumption and BMI in human subjects. *British Journal of Nutrition*, 104(01), 145-152.
- Sumner, D. (1964). Post Traumatic Anosmia. *Brain*, 87(1), 107-120.
- Svaetichin, G. (1955). Spectral response curves from single cones. *Acta physiologica Scandinavica. Supplementum*, 39(134), 17-46.
- Turin, L. (1996). A spectroscopic mechanism for primary olfactory reception. *Chemical Senses*, 21(6), 773-791.
- Von Helmholtz, H. (1867). *Handbuch der physiologischen Optik* (Vol. 9). Voss.
- Välimäki, V., & Takala, T. (1996). Virtual musical instruments—natural sound using physical models. *Organised Sound*, 1(02), 75-86.
- Walker, K. M., Bizley, J. K., King, A. J., & Schnupp, J. W. (2011). Multiplexed and robust representations of sound features in auditory cortex. *The Journal of Neuroscience*, 31(41), 14565-14576.
- Weinstein, S. M. (1998). Phantom limb pain and related disorders. *Neurologic Clinics*, 16(4), 919-935.
- Young, T. (1802). The Bakerian lecture: On the theory of light and colours. *Philosophical transactions of the Royal Society of London*, 12-48.

Consciousness

12

States of Consciousness

Robert Biswas-Diener & Jake Teeny

No matter what you're doing--solving homework, playing a video game, simply picking out a shirt--all of your actions and decisions relate to your consciousness. But as frequently as we use it, have you ever stopped to ask yourself: What really is consciousness? In this module, we discuss the different levels of consciousness and how they can affect your behavior in a variety of situations. As well, we explore the role of consciousness in other, "altered" states like hypnosis and sleep.

Learning Objectives

- Define consciousness and distinguish between high and low conscious states
- Explain the relationship between consciousness and bias
- Understand the difference between popular portrayals of hypnosis and how it is currently used therapeutically

Introduction

Have you ever had a fellow motorist stopped beside you at a red light, singing his brains out, or picking his nose, or otherwise behaving in ways he might not normally do in public? There is something about being alone in a car that encourages people to zone out and forget that others can see them. Although these little lapses of attention are amusing for the rest of us, they are also instructive when it comes to the topic of consciousness.



This guy is singing his heart out in his one-man mobile music studio. Have you ever done this? [Image: Joshua Ommen, <https://goo.gl/Za97c3>, CC BY-NC-SA 2.0, <https://goo.gl/Toc0ZF>]

Consciousness is a term meant to indicate awareness. It includes awareness of the self, of bodily sensations, of thoughts and of the environment. In English, we use the opposite word “unconscious” to indicate senselessness or a barrier to awareness, as in the case of “Theresa fell off the ladder and hit her head, knocking herself unconscious.” And yet, psychological theory and research suggest that consciousness and unconsciousness are more complicated than falling off a ladder. That is, consciousness is more than just being “on” or “off.” For instance, Sigmund Freud (1856 – 1939)—a psychological theorist

—understood that even while we are awake, many things lay outside the realm of our conscious awareness (like being in the car and forgetting the rest of the world can see into your windows). In response to this notion, Freud introduced the concept of the “subconscious” (Freud, 2001) and proposed that some of our memories and even our basic motivations are not always accessible to our conscious minds.

Upon reflection, it is easy to see how slippery a topic consciousness is. For example, are people conscious when they are daydreaming? What about when they are drunk? In this module, we will describe several levels of consciousness and then discuss altered states of consciousness such as hypnosis and sleep.

Levels of Awareness

In 1957, a marketing researcher inserted the words “Eat Popcorn” onto one frame of a film being shown all across the United States. And although that frame was only projected onto the movie screen for 1/24th of a second—a speed too fast to be perceived by conscious awareness—the researcher reported an increase in popcorn sales by nearly 60%. Almost immediately, all forms of “subliminal messaging” were regulated in the US and banned in countries such as Australia and the United Kingdom. Even though it was later shown that the researcher had made up the data (he hadn’t even inserted the words into the film), this fear about influences on our subconscious persists. At its heart, this issue pits various levels of awareness against one another. On the one hand, we have the “low awareness” of subtle,

even subliminal influences. On the other hand, there is you—the conscious thinking, feeling you which includes all that you are currently aware of, even reading this sentence. However, when we consider these different levels of awareness separately, we can better understand how they operate.

Low Awareness

You are constantly receiving and evaluating sensory information. Although each moment has too many sights, smells, and sounds for them all to be consciously considered, our brains are nonetheless processing all that information. For example, have you ever been at a party, overwhelmed by all the people and conversation, when out of nowhere you hear your name called? Even though you have no idea what else the person is saying, you are somehow conscious of your name (for more on this, “the cocktail party effect,” see Noba’s Module on Attention). So, even though you may not be *aware* of various stimuli in your environment, your brain is paying closer attention than you think.

Similar to a reflex (like jumping when startled), some **cues**, or significant sensory information, will automatically elicit a response from us even though we never consciously perceive it. For example, Öhman and Soares (1994) measured subtle variations in sweating of participants with a fear of snakes. The researchers flashed pictures of different objects (e.g., mushrooms, flowers, and most importantly, snakes) on a screen in front of them, but did so at speeds that left the participant clueless as to what he or she had actually seen. However, when snake pictures were flashed, these participants started sweating more (i.e., a sign of fear), even though they had no idea what they’d just viewed!

Although our brains perceive some stimuli without our conscious awareness, do they really affect our subsequent thoughts and behaviors? In a landmark study, Bargh, Chen, and Burrows (1996) had participants solve a word search puzzle where the answers pertained to words about the elderly (e.g., “old,” “grandma”) or something random (e.g., “notebook,” “tomato”). Afterward, the researchers secretly measured how fast the participants walked down the hallway exiting the experiment. And although none of the participants were aware of a theme to the answers, those who had solved a puzzle with elderly words (vs. those with other types of words) walked more slowly down the hallway!

This effect is called **priming** (i.e., readily “activating” certain concepts and associations from one’s memory) has been found in a number of other studies. For example, priming people by having them drink from a warm glass (vs. a cold one) resulted in behaving more “warmly” toward others (Williams & Bargh, 2008). Although all of these influences occur beneath one’s

Priming Studies and Replication

If the results of priming studies sound too fantastic to be believed, you are not alone in your skepticism. Recently, many studies in psychology—including many priming studies—have come under scrutiny because they do not “replicate.” This means that when later researchers have attempted to recreate certain studies, they have not always gotten the same—or even similar—results. Non-replication does not suggest that the original researchers “faked” the results, but that there may have been flaws in the original sampling or research methods. Fortunately, researchers are very aware of the problem of non-replication and have taken steps to address the issue. For an in-depth exploration of the so-called “replication crisis” in psychology, please see the Noba module on that topic.

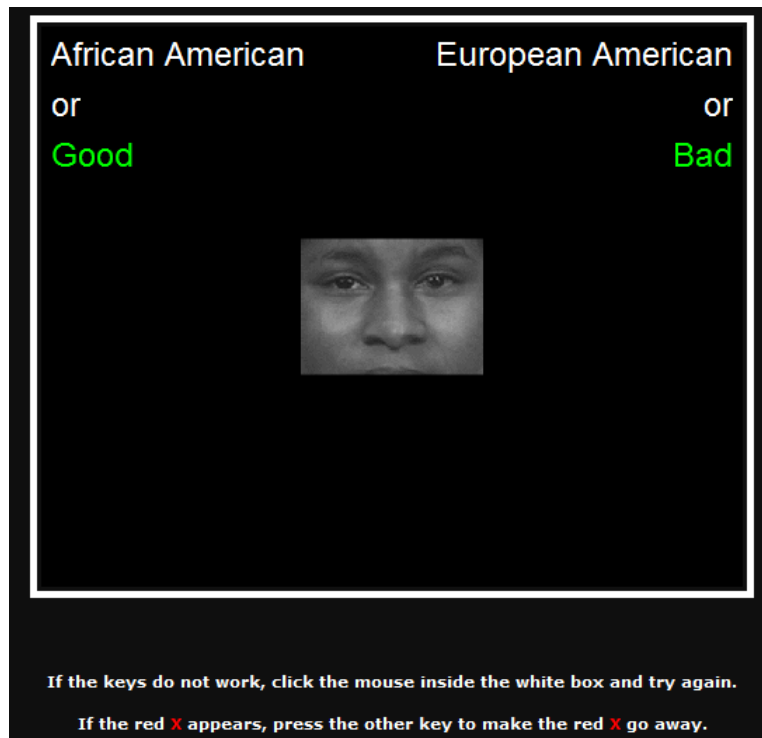
conscious awareness, they still have a significant effect on one’s subsequent thoughts and behaviors.

In the last two decades, researchers have made advances in studying aspects of psychology that exist beyond conscious awareness. As you can understand, it is difficult to use self-reports and surveys to ask people about motives or beliefs that they, themselves, might not even be aware of! One way of side-stepping this difficulty can be found in the **implicit associations test**, or IAT (Greenwald, McGhee & Schwartz, 1998). This research method uses computers to assess people’s reaction times to various stimuli and is a very difficult test

to fake because it records automatic reactions that occur in milliseconds. For instance, to shed light on deeply held biases, the IAT might present photographs of European American faces and Asian faces while asking research participants to click buttons indicating either “good” or “bad” as quickly as possible. Even if the participant clicks “good” for every face shown, the IAT can still pick up tiny delays in responding. Delays are associated with more mental effort needed to process information. When information is processed quickly—as in the example of white faces being judged as “good”—it can be contrasted with slower processing—as in the example of Asian faces being judged as “good”—and the difference in processing speed is reflective of bias. In this regard, the IAT has been used for investigating stereotypes (Nosek, Banaji & Greenwald, 2002) as well as self-esteem (Greenwald & Farnam, 2000). This method can help uncover non-conscious biases as well as those that we are motivated to suppress.

High Awareness

Just because we may be influenced by these “invisible” factors, it doesn’t mean we are helplessly controlled by them. The other side of the awareness continuum is known as “high awareness.” This includes effortful attention and careful decision making. For example, when you listen to a funny story on a date, or consider which class schedule would be preferable, or complete a complex math problem, you are engaging a state of consciousness that allows you to be highly aware of and focused on particular details in your environment.



An actual screenshot from an IAT (Implicit Association Test) that a person might take to test their own mental representations of various cognitive constructs. In this particular case, this is an item testing an individual's unconscious reaction towards members of various ethnic groups. [Image: Courtesy of Anthony Greenwald from Project Implicit]

Mindfulness is a state of higher consciousness that includes an awareness of the thoughts passing through one's head. For example, have you ever snapped at someone in frustration, only to take a moment and reflect on why you responded so aggressively? This more effortful consideration of your thoughts could be described as an expansion of your conscious awareness as you take the time to consider the possible influences on your thoughts. Research has shown that when you engage in this more deliberate consideration, you are less persuaded by irrelevant yet biasing influences, like the presence of a celebrity in an advertisement (Petty & Cacioppo, 1986). Higher awareness is also associated with recognizing when you're using a stereotype, rather than fairly evaluating another person (Gilbert & Hixon, 1991).

Humans alternate between low and high thinking states. That is, we shift between focused attention and a less attentive default state, and we have neural networks for both (Raichle, 2015). Interestingly, the less we're paying attention, the more likely we are to be influenced by non-conscious stimuli (Chaiken, 1980). Although these subtle influences may affect us, we can use our higher conscious awareness to protect against external influences. In what's known as the Flexible Correction Model (Wegener & Petty, 1997), people who are aware that

their thoughts or behavior are being influenced by an undue, outside source, can correct their attitude against the bias. For example, you might be aware that you are influenced by mention of specific political parties. If you were motivated to consider a government policy you can take your own biases into account to attempt to consider the policy in a fair way (on its own merits rather than being attached to a certain party).

To help make the relationship between lower and higher consciousness clearer, imagine the brain is like a journey down a river. In low awareness, you simply float on a small rubber raft and let the currents push you. It's not very difficult to just drift along but you also don't have total control. Higher states of consciousness are more like traveling in a canoe. In this scenario, you have a paddle and can steer, but it requires more effort. This analogy applies to many states of consciousness, but not all. What about other states such as like sleeping, daydreaming, or hypnosis? How are these related to our conscious awareness?



Meditation has been practiced for centuries in religious contexts. In the past 50 years it has become increasingly popular as a secular practice. Scientific studies have linked meditation to lower stress and higher well-being. [Image: Indrek Torilo, <https://goo.gl/Bc5lwm>, CC BY-NC 2.0, <https://goo.gl/Fllc2e>]

	Costs	Benefits
Low Awareness	<i>Influenced by subtle factors</i>	<i>Saves mental effort</i>
High Awareness	<i>Uses mental effort</i>	<i>Can overcome some biases</i>

Table 1: States of Consciousness

Other States of Consciousness

Hypnosis

If you've ever watched a stage hypnotist perform, it may paint a misleading portrait of this state of consciousness. The hypnotized people on stage, for example, appear to be in a state similar to sleep. However, as the hypnotist continues with the show, you would recognize some profound differences between sleep and hypnosis. Namely, when you're asleep, hearing the word "strawberry" doesn't make you flap your arms like a chicken. In stage performances, the hypnotized participants appear to be highly suggestible, to the point that they are seemingly under the hypnotist's control. Such performances are entertaining but have a way of sensationalizing the true nature of hypnotic states.



People being hypnotized on stage. [Image: New Media Expo, <https://goo.gl/FWgBqs>, CC BY-NC-SA 2.0, <https://goo.gl/Filc2e>]

Hypnosis is an actual, documented phenomenon—one that has been studied and debated for over 200 years (Pekala et al., 2010). Franz Mesmer (1734 – 1815) is often credited as among the first people to “discover” hypnosis, which he used to treat members of elite society who were experiencing psychological distress. It is from Mesmer’s name that we get the English word, “mesmerize” meaning “to entrance or transfix a person’s attention.” Mesmer attributed the effect of hypnosis to “animal magnetism,” a supposed universal force (similar to gravity) that operates through all human bodies. Even at the time, such an account of hypnosis was not scientifically supported, and Mesmer himself was frequently the center of

controversy.

Over the years, researchers have proposed that hypnosis is a mental state characterized by reduced peripheral awareness and increased focus on a singular stimulus, which results in an enhanced susceptibility to suggestion (Kihlstrom, 2003). For example, the hypnotist will usually induce hypnosis by getting the person to pay attention only to the hypnotist’s voice. As the individual focuses more and more on that, s/he begins to forget the context of the setting and responds to the hypnotist’s suggestions as if they were his or her own. Some people are naturally more suggestible, and therefore more “hypnotizable” than are others, and this is especially true for those who score high in empathy (Wickramasekera II & Szlyk, 2003). One common “trick” of stage hypnotists is to discard volunteers who are less suggestible

than others.

Dissociation is the separation of one's awareness from everything besides what one is centrally focused on. For example, if you've ever been daydreaming in class, you were likely so caught up in the fantasy that you didn't hear a word the teacher said. During hypnosis, this dissociation becomes even more extreme. That is, a person concentrates so much on the words of the hypnotist that s/he loses perspective of the rest of the world around them. As a consequence of dissociation, a person is less effortful, and less self-conscious in consideration of his or her own thoughts and behaviors. Similar to low awareness states, where one often acts on the first thought that comes to mind, so, too, in hypnosis does the individual simply follow the first thought that comes to mind, i.e., the hypnotist's suggestion. Still, just because one is more susceptible to suggestion under hypnosis, it doesn't mean s/he will do anything that's ordered. To be hypnotized, you must first *want* to be hypnotized (i.e., you can't be hypnotized against your will; Lynn & Kirsh, 2006), and once you are hypnotized, you won't do anything you wouldn't also do while in a more natural state of consciousness (Lynn, Rhue, & Weekes, 1990).

Today, **hypnotherapy** is still used in a variety of formats, and it has evolved from Mesmer's early tinkering with the concept. Modern hypnotherapy often uses a combination of relaxation, suggestion, motivation and expectancies to create a desired mental or behavioral state. Although there is mixed evidence on whether hypnotherapy can help with addiction reduction (e.g., quitting smoking; Abbot et al., 1998) there is some evidence that it can be successful in treating sufferers of acute and chronic pain (Ewin, 1978; Syrjala et al., 1992). For example, one study examined the treatment of burn patients with either hypnotherapy, pseudo-hypnosis (i.e., a placebo condition), or no treatment at all. Afterward, even though people in the placebo condition experienced a 16% decrease in pain, those in the actual hypnosis condition experienced a reduction of nearly 50% (Patterson et al., 1996). Thus, even though hypnosis may be sensationalized for television and movies, its ability to disassociate a person from their environment (or their pain) in conjunction with increased suggestibility to a clinician's recommendations (e.g., "you will feel less anxiety about your chronic pain") is a documented practice with actual medical benefits.

Now, similar to hypnotic states, **trance states** also involve a dissociation of the self; however, people in a trance state are said to have less voluntary control over their behaviors and actions. Trance states often occur in religious ceremonies, where the person believes he or she is "possessed" by an otherworldly being or force. While in trance, people report anecdotal accounts of a "higher consciousness" or communion with a greater power. However, the body of research investigating this phenomenon tends to reject the claim that these experiences constitute an "altered state of consciousness."

Most researchers today describe both hypnosis and trance states as “subjective” alterations of consciousness, not an actually distinct or evolved form (Kirsch & Lynn, 1995). Just like you feel different when you’re in a state of deep relaxation, so, too, are hypnotic and trance states simply shifts from the standard conscious experience. Researchers contend that even though both hypnotic and trance states appear and feel wildly different than the normal human experience, they can be explained by standard socio-cognitive factors like imagination, expectation, and the interpretation of the situation.

Sleep

You may have experienced the sensation-- as you are falling asleep-- of falling and then found yourself physically jerking forward and grabbing out as if you were really falling. Sleep is a unique state of consciousness; it lacks full awareness but the brain is still active. People generally follow a “biological clock” that impacts when they naturally become drowsy, when they fall asleep, and the time they naturally awaken. The hormone melatonin increases at night and is associated with becoming sleepy. Your natural daily rhythm, or Circadian Rhythm, can be influenced by the amount of daylight to which you are exposed as well as your work and activity schedule. Changing your location, such as flying from Canada to England, can disrupt your natural sleep rhythms, and we call this jet lag. You can overcome jet lag by synchronizing yourself to the local schedule by exposing yourself to daylight and forcing yourself to stay awake even though you are naturally sleepy.



Sleep is necessary in order for people to function well. [Image: jaci XIII, <https://goo.gl/pog6Fr>, CC BY-NC 2.0, <https://goo.gl/Fllc2e>]

Interestingly, sleep itself is more than shutting off for the night (or for a nap). Instead of turning off like a light with a flick of a switch, your shift in consciousness is reflected in your brain's electrical activity. While you are awake and alert your brain activity is marked by *beta* waves. Beta waves are characterized by being high in frequency but low in intensity. In addition, they are the most inconsistent brain wave and this reflects the wide variation in sensory input that a person processes during the day. As you begin to relax these change to *alpha* waves. These

waves reflect brain activity that is less frequent, more consistent and more intense. As you slip into actual sleep you transition through many stages. Scholars differ on how they characterize sleep stages with some experts arguing that there are four distinct stages (Manoach et al., 2010), while others recognize five (Šušmáková, & Krakovská, 2008) but they all distinguish between those that include rapid eye movement (REM) and those that are non-rapid eye movement (NREM). In addition, each stage is typically characterized by its own unique pattern of brain activity:

- Stage 1 (called NREM 1, or N1) is the "falling asleep" stage and is marked by theta waves.
- Stage 2 (called NREM 2, or N2) is considered a light sleep. Here, there are occasional "sleep spindles," or very high intensity brain waves. These are thought to be associated with the processing of memories. NREM 2 makes up about 55% of all sleep.
- Stage 3 (called NREM 3, or N3) makes up between 20-25% of all sleep and is marked by greater muscle relaxation and the appearance of delta waves.
- Finally, REM sleep is marked by rapid eye movement (REM). Interestingly, this stage—in




Figure 1. Changes in brain activity or brainwaves across different stages of consciousness – from being awake and throughout various stages of sleep. [Image: Noba]

terms of brain activity—is similar to wakefulness. That is, the brain waves occur less intensely than in other stages of sleep. REM sleep accounts for about 20% of all sleep and is associated with dreaming.

Dreams are, arguably, the most interesting aspect of sleep. Throughout history dreams have been given special importance because of their unique, almost mystical nature. They have been thought to be predictions of the future, hints of hidden aspects of the self, important lessons about how to live life, or opportunities to engage in impossible deeds like flying. There are several competing theories of why humans dream. One is that it is our nonconscious attempt to make sense of our daily experiences and learning. Another, popularized by Freud, is that dreams represent taboo or troublesome wishes or desires. Regardless of the specific reason we know a few facts about dreams: all humans dream, we dream at every stage of sleep, but dreams during REM sleep are especially vivid. One under-explored area of dream research is the possible social functions of dreams: we often share our dreams with others and use them for entertainment value.

Sleep serves many functions, one of which is to give us a period of mental and physical restoration. Children generally need more sleep than adults since they are developing. It is so vital, in fact, that a lack of sleep is associated with a wide range of problems. People who do not receive adequate sleep are more irritable, have slower reaction time, have more difficulty sustaining attention, and make poorer decisions. Interestingly, this is an issue relevant to the lives of college students. In one highly cited study researchers found that 1 in 5 students took more than 30 minutes to fall asleep at night, 1 in 10 occasionally took sleep medications, and more than half reported being “mostly tired” in the mornings (Buboltz, et al, 2001).

Psychoactive Drugs

On April 16, 1943, Albert Hoffman—a Swiss chemist working in a pharmaceutical company—accidentally ingested a newly synthesized drug. The drug—lysergic acid diethylimide (LSD)—turned out to be a powerful hallucinogen. Hoffman went home and later reported the effects of the drug, describing them as seeing the world through a “warped mirror” and experiencing visions of “extraordinary shapes with intense, kaleidoscopic play of colors.” Hoffman had discovered what members of many traditional cultures around the world already knew: there are substances that, when ingested, can have a powerful effect on perception and on consciousness.

Drugs operate on human physiology in a variety of ways and researchers and medical doctors

tend to classify drugs according to their effects. Here we will briefly cover 3 categories of drugs: hallucinogens, depressants, and stimulants.

Hallucinogens

It is possible that hallucinogens are the substance that have, historically, been used the most widely. Traditional societies have used plant-based hallucinogens such as peyote, ebene, and psilocybin mushrooms in a wide range of religious ceremonies. Hallucinogens are substances that alter a person's perceptions, often by creating visions or hallucinations that are not real. There are a wide range of hallucinogens and many are used as recreational substances in industrialized societies. Common examples include marijuana, LSD, and MDMA (also known as "ecstasy"). Marijuana is the dried flowers of the hemp plant and is often smoked to produce euphoria. The active ingredient in marijuana is called THC and can produce distortions in the perception of time, can create a sense of rambling, unrelated thoughts, and is sometimes associated with increased hunger or excessive laughter. The use and possession of marijuana is illegal in most places but this appears to be a trend that is changing. Uruguay, Bangladesh, and several of the United States, have recently legalized marijuana. This may be due, in part, to changing public attitudes or to the fact that marijuana is increasingly used for medical purposes such as the management of nausea or treating glaucoma.

Depressants

Depressants are substances that, as their name suggests, slow down the body's physiology and mental processes. Alcohol is the most widely used depressant. Alcohol's effects include the reduction of inhibition, meaning that intoxicated people are more likely to act in ways they would otherwise be reluctant to. Alcohol's psychological effects are the result of it increasing the neurotransmitter GABA. There are also physical effects, such as loss of balance and coordination, and these stem from the way that alcohol interferes with the coordination of the visual and motor systems of the brain. Despite the fact that alcohol is so widely accepted in many cultures it is also associated with a variety of dangers. First, alcohol is toxic, meaning that it acts like a poison because it is possible to drink more alcohol than the body can effectively remove from the bloodstream. When a person's blood alcohol content (BAC) reaches .3 to .4% there is a serious risk of death. Second, the lack of judgment and physical control associated with alcohol is associated with more risk taking behavior or dangerous behavior such as drunk driving. Finally, alcohol is addictive and heavy drinkers often experience significant interference with their ability to work effectively or in their close

relationships.

Other common depressants include opiates (also called “narcotics”), which are substances synthesized from the poppy flower. Opiates stimulate endorphin production in the brain and because of this they are often used as pain killers by medical professionals. Unfortunately, because opiates such as Oxycontin so reliably produce euphoria they are increasingly used—illegally—as recreational substances. Opiates are highly addictive.

Stimulants

Stimulants are substances that “speed up” the body’s physiological and mental processes. Two commonly used stimulants are caffeine—the drug found in coffee and tea—and nicotine, the active drug in cigarettes and other tobacco products. These substances are both legal and relatively inexpensive, leading to their widespread use. Many people are attracted to stimulants because they feel more alert when under the influence of these drugs. As with any drug there are health risks associated with consumption. For example, excessive consumption of these types of stimulants can result in anxiety, headaches, and insomnia. Similarly, smoking cigarettes—the most common means of ingesting nicotine—is associated with higher risks of cancer. For instance, among heavy smokers 90% of lung cancer is directly attributable to smoking (Stewart & Kleihues, 2003).



Caffeine is the most widely consumed stimulant in the world. Be honest, how many cups of coffee, tea, or energy drinks have you had today? [Image: Personeelsnet, <https://goo.gl/h0GQ3R>, CC BY-SA 2.0, <https://goo.gl/iZlxAE>]

There are other stimulants such as cocaine and methamphetamine (also known as “crystal meth” or “ice”) that are illegal substances that are commonly used. These substances act by blocking “re-uptake” of dopamine in the brain. This means that the brain does not naturally clear out the dopamine and that it builds up in the synapse, creating euphoria and alertness. As the effects wear off it stimulates strong cravings for more of the drug. Because of this these powerful stimulants are highly addictive.

Conclusion

When you think about your daily life it is easy to get lulled into the belief that there is one “setting” for your conscious thought. That is, you likely believe that you hold the same opinions, values, and memories across the day and throughout the week. But “you” are like a dimmer switch on a light that can be turned from full darkness increasingly on up to full brightness. This switch is consciousness. At your brightest setting you are fully alert and aware; at dimmer settings you are day dreaming; and sleep or being knocked unconscious represent dimmer settings still. The degree to which you are in high, medium, or low states of conscious awareness affect how susceptible you are to persuasion, how clear your judgment is, and how much detail you can recall. Understanding levels of awareness, then, is at the heart of understanding how we learn, decide, remember and many other vital psychological processes.

Outside Resources

App: Visual illusions for the iPad.

<http://www.exploratorium.edu/explore/apps/color-uncovered>

Book: A wonderful book about how little we know about ourselves: Wilson, T. D. (2004). Strangers to ourselves. Cambridge, MA: Harvard University Press.

<http://www.hup.harvard.edu/catalog.php?isbn=9780674013827>

Book: Another wonderful book about free will—or its absence?: Wegner, D. M. (2002). The illusion of conscious will. Cambridge, MA: MIT Press.

<https://mitpress.mit.edu/books/illusion-conscious-will>

Information on alcoholism, alcohol abuse, and treatment:

<http://www.niaaa.nih.gov/alcohol-health/support-treatment>

The American Psychological Association has information on getting a good night's sleep as well as on sleep disorders

<http://www.apa.org/helpcenter/sleep-disorders.aspx>

The LSD simulator: This simulator uses optical illusions to simulate the hallucinogenic experience of LSD. Simply follow the instructions in this two minute video. After looking away you may see the world around you in a warped or pulsating way similar to the effects of LSD. The effect is temporary and will disappear in about a minute.

<https://youtu.be/fVaLddnlaFc>

The National Sleep Foundation is a non-profit with videos on insomnia, sleep training in children, and other topics

<https://sleepfoundation.org/video-library>

Video: An artist who periodically took LSD and drew self-portraits:

<http://www.openculture.com/2013/10/artist-draws-nine-portraits-on-ldd-during-1950s-research-experiment.html>

Video: An interesting video on attention:

<http://www.dansimons.com/videos.html>

Video: Clip on out-of-body experiences induced using virtual reality.

https://youtu.be/4PQAc_Z2OfQ

Video: Clip on the rubber hand illusion, from the BBC science series
 \\\\\"Horizon.\\\\\\

<https://youtu.be/Qsmkgi7FgEo>

Video: Demonstration of motion-induced blindness - Look steadily at the blue moving pattern. One or more of the yellow spots may disappear:

<https://youtu.be/4Aye9FWgxUg>

Video: Imaging the Brain, Reading the Mind - A talk by Marsel Mesulam.

http://video.at.northwestern.edu/lores/SO_marsel.m4v

Video: Lucas Handwerker – a stage hypnotist discusses the therapeutic aspects of hypnosis:

https://www.youtube.com/watch?v=zepp_H6K5wY

Video: Ted Talk - Simon Lewis: Don't take consciousness for granted

http://www.ted.com/talks/simon_lewis_don_t_take_consciousness_for_granted.html

Video: TED Talk on Dream Research:

<https://www.youtube.com/watch?v=y9ArPNAOHCo>

Video: The mind-body problem - An interview with Ned Block:

<https://vimeo.com/58254376>

Want a quick demonstration of priming? (Want a quick demonstration of how powerful these effects can be? Check out:

<https://youtu.be/QTtbDy3AZ9A>

Web: A good overview of priming:

[http://en.wikipedia.org/wiki/Priming_\(psychology\)](http://en.wikipedia.org/wiki/Priming_(psychology))

Web: Definitions of Consciousness:

<http://www.consciousentities.com/definitions.htm>

Web: Learn more about motion-induced blindness on Michael Bach's website:

<http://www.michaelbach.de/ot/mot-mib/index.html>

Discussion Questions

1. If someone were in a coma after an accident, and you wanted to better understand how “conscious” or aware s/he were, how might you go about it?
2. What are some of the factors in daily life that interfere with people’s ability to get adequate sleep? What interferes with your sleep?
3. How frequently do you remember your dreams? Do you have recurring images or themes in your dreams? Why do you think that is?
4. Consider times when you fantasize or let your mind wander? Describe these times: are you more likely to be alone or with others? Are there certain activities you engage in that seem particularly prone to daydreaming?
5. A number of traditional societies use consciousness altering substances in ceremonies. Why do you think they do this?
6. Do you think attitudes toward drug use are changing over time? If so, how? Why do you think these changes occur?
7. Students in high school and college are increasingly using stimulants such as Adderol as study aids and “performance enhancers.” What is your opinion of this trend?

Vocabulary

Blood Alcohol Content (BAC)

Blood Alcohol Content (BAC): a measure of the percentage of alcohol found in a person's blood. This measure is typically the standard used to determine the extent to which a person is intoxicated, as in the case of being too impaired to drive a vehicle.

Circadian Rhythm

Circadian Rhythm: The physiological sleep-wake cycle. It is influenced by exposure to sunlight as well as daily schedule and activity. Biologically, it includes changes in body temperature, blood pressure and blood sugar.

Consciousness

Consciousness: the awareness or deliberate perception of a stimulus

Cues

Cues: a stimulus that has a particular significance to the perceiver (e.g., a sight or a sound that has special relevance to the person who saw or heard it)

Depressants

Depressants: a class of drugs that slow down the body's physiological and mental processes.

Dissociation

Dissociation: the heightened focus on one stimulus or thought such that many other things around you are ignored; a disconnect between one's awareness of their environment and the one object the person is focusing on

Euphoria

Euphoria: an intense feeling of pleasure, excitement or happiness.

Flexible Correction Model

Flexible Correction Model: the ability for people to correct or change their beliefs and evaluations if they believe these judgments have been biased (e.g., if someone realizes they only thought their day was great because it was sunny, they may revise their evaluation of the day to account for this "biasing" influence of the weather)

Hallucinogens

Hallucinogens: substances that, when ingested, alter a person's perceptions, often by creating

hallucinations that are not real or distorting their perceptions of time.

Hypnosis

Hypnosis: the state of consciousness whereby a person is highly responsive to the suggestions of another; this state usually involves a dissociation with one's environment and an intense focus on a single stimulus, which is usually accompanied by a sense of relaxation

Hypnotherapy

Hypnotherapy: The use of hypnotic techniques such as relaxation and suggestion to help engineer desirable change such as lower pain or quitting smoking.

Implicit Associations Test

Implicit Associations Test (IAT): A computer reaction time test that measures a person's automatic associations with concepts. For instance, the IAT could be used to measure how quickly a person makes positive or negative evaluations of members of various ethnic groups.

Jet Lag

Jet Lag: The state of being fatigued and/or having difficulty adjusting to a new time zone after traveling a long distance (across multiple time zones).

Melatonin

Melatonin: A hormone associated with increased drowsiness and sleep.

Mindfulness

Mindfulness: a state of heightened focus on the thoughts passing through one's head, as well as a more controlled evaluation of those thoughts (e.g., do you reject or support the thoughts you're having?)

Priming

Priming: the activation of certain thoughts or feelings that make them easier to think of and act upon

Stimulants

Stimulants: a class of drugs that speed up the body's physiological and mental processes.

Trance States

Trance: a state of consciousness characterized by the experience of "out-of-body possession," or an acute dissociation between one's self and the current, physical environment surrounding them.

References

- Abbot, N. C., Stead, L. F., White, A. R., Barnes, J., & Ernst, E. (1998). Hypnotherapy for smoking cessation. *Cochrane Database of Systematic Reviews*, 2.
- Bargh, J. A., Chen, M., & Burrows, L. (1996). Automaticity of social behavior: Direct effects of trait construct and stereotype activation on action. *Journal of Personality and Social Psychology*, 71(2), 230.
- Buboltz, W., Brown, F. & Soper, B. (2001). Sleep habits and patterns of college students: A preliminary study. *Journal of American College Health*, 50, 131-135.
- Chaiken, S. (1980). Heuristic versus systematic information processing and the use of source versus message cues in persuasion. *Journal of Personality and Social Psychology*, 39(5), 752.
- Ewin, D. M. (1978). *Clinical use of hypnosis for attenuation of burn depth. Hypnosis at its Bicentennial-Selected Papers from the Seventh International Congress of Hypnosis and Psychosomatic Medicine*. New York: Plenum Press.
- Freud, S. (2001). *The Standard Edition of the Complete Psychological Works of Sigmund Freud: The Interpretation of Dreams (First Part) (Vol. 4)*. Random House.
- Gilbert, D. T., & Hixon, J. G. (1991). The trouble of thinking: activation and application of stereotypic beliefs. *Journal of Personality and Social Psychology*, 60(4), 509.
- Greenwald, A. G., & Farnham, S. D. (2000). Using the Implicit Association Test to measure self-esteem and self-concept. *Journal of Personality and Social Psychology*, 79, 1022-1038.
- Greenwald, A. G., McGhee, D. E., & Schwartz, J. K. L. (1998). Measuring individual differences in implicit cognition: The Implicit Association Test. *Journal of Personality and Social Psychology*, 74, 1464-1480.
- Kihlstrom, J.F. (2003). Hypnosis and memory. In J.F. Byrne (Ed.), *Learning and memory*, 2nd ed. (pp. 240-242). Farmington Hills, Mi.: Macmillan Reference
- Kirsch, I., & Lynn, S. J. (1995). Altered state of hypnosis: Changes in the theoretical landscape. *American Psychologist*, 50(10), 846.
- Lynn S. J., and Kirsch I. (2006). *Essentials of clinical hypnosis*. Washington, DC: American Psychological Association.
- Lynn, S. J., Rhue, J. W., & Weekes, J. R. (1990). Hypnotic involuntariness: A social-cognitive analysis. *Psychological Review*, 97, 169-184.
- Manoach, D. S., Thakkar, K. N., Stroynowski, E., Ely, A., McKinley, S. K., Wamsley, E., ... & Stickgold, R. (2010). Reduced overnight consolidation of procedural learning in chronic medicated schizophrenia is related to specific sleep stages. *Journal of Psychiatric Research*, 44(2),

112-120.

- Nosek, B. A., Banaji, M. R., & Greenwald, A. G. (2002). Harvesting implicit group attitudes and beliefs from a demonstration website. *Group Dynamics*, 6(1), 101-115.
- Patterson, D. R., Everett, J. J., Burns, G. L., & Marvin, J. A. (1992). Hypnosis for the treatment of burn pain. *Journal of Consulting and Clinical Psychology*, 60, 713-17
- Pekala, R. J., Kumar, V. K., Maurer, R., Elliott-Carter, N., Moon, E., & Mullen, K. (2010). Suggestibility, expectancy, trance state effects, and hypnotic depth: I. Implications for understanding hypnotism. *American Journal of Clinical Hypnosis*, 52(4), 275-290.
- Petty, R. E., & Cacioppo, J. T. (1986). The Elaboration Likelihood Model of persuasion. In L. Berkowitz (Ed.), *Advances in Experimental Social Psychology* (Vol. 19, pp. 123-205). New York: Academic Press.
- Raichle, M. E. (2015). The brain's default mode network. *Annual Review of Neuroscience*, 38, 433-447.
- Stewart, B. & Kleinhues, P. (2003). *World cancer report*. World Health Organization.
- Syrjala, K. L., Cummings, C., & Donaldson, G. W. (1992). Hypnosis or cognitive behavioral training for the reduction of pain and nausea during cancer treatment: A controlled clinical trial. *Pain*, 48, 137-46.
- Wegener, D. T., & Petty, R. E. (1997). The flexible correction model: The role of naive theories of bias in bias correction. *Advances in Experimental Social Psychology*, 29, 142-208.
- Wickramasekera II, I. E., & Szlyk, J. (2003). Could empathy be a predictor of hypnotic ability? *International Journal of Clinical and Experimental Hypnosis*, 51(4), 390-399.
- Williams, L. E., & Bargh, J. A. (2008). Experiencing physical warmth promotes interpersonal warmth. *Science*, 322(5901), 606-607.
- Öhman, A., & Soares, J. J. (1994). "Unconscious anxiety": phobic responses to masked stimuli. *Journal of Abnormal Psychology*, 103(2), 231.
- Šušmáková, K., & Krakovská, A. (2008). Discrimination ability of individual measures used in sleep stages classification. *Artificial Intelligence in Medicine*, 44(3), 261-277.

Learning

13

Conditioning and Learning

Mark E. Bouton


Basic principles of learning are always operating and always influencing human behavior. This module discusses the two most fundamental forms of learning -- classical (Pavlovian) and instrumental (operant) conditioning. Through them, we respectively learn to associate 1) stimuli in the environment, or 2) our own behaviors, with significant events, such as rewards and punishments. The two types of learning have been intensively studied because they have powerful effects on behavior, and because they provide methods that allow scientists to analyze learning processes rigorously. This module describes some of the most important things you need to know about classical and instrumental conditioning, and it illustrates some of the many ways they help us understand normal and disordered behavior in humans. The module concludes by introducing the concept of observational learning, which is a form of learning that is largely distinct from classical and operant conditioning.

Learning Objectives

- Distinguish between classical (Pavlovian) conditioning and instrumental (operant) conditioning.
- Understand some important facts about each that tell us how they work.
- Understand how they work separately and together to influence human behavior in the world outside the laboratory.
- Students will be able to list the four aspects of observational learning according to Social Learning Theory.

Two Types of Conditioning

Although Ivan Pavlov won a Nobel Prize for studying digestion, he is much more famous for something else: working with a dog, a bell, and a bowl of saliva. Many people are familiar with the classic study of “Pavlov’s dog,” but rarely do they understand the significance of its discovery. In fact, Pavlov’s work helps explain why some people get anxious just looking at a crowded bus, why the sound of a morning alarm is so hated, and even why we swear off certain foods we’ve only tried once. Classical (or Pavlovian) conditioning is one of the fundamental ways we learn about the world around us. But it is far more than just a theory of learning; it is also arguably a theory of identity. For, once you understand classical conditioning, you’ll recognize that your favorite music, clothes, even political candidate, might all be a result of the same process that makes a dog drool at the sound of bell.



The Pavlov in All of Us: Does your dog learn to beg for food because you reinforce her by feeding her from the table? [Image: David Mease, <https://goo.gl/R9cQV7>, CC BY-NC 2.0, <https://goo.gl/Fllc2e>]

Around the turn of the 20th century, scientists who were interested in understanding the behavior of animals and humans began to appreciate the importance of two very basic forms of learning. One, which was first studied by the Russian physiologist Ivan Pavlov, is known as classical, or Pavlovian conditioning. In his famous experiment, Pavlov rang a bell and then gave a dog some food. After repeating this pairing multiple times, the dog eventually treated the bell as a signal for food, and began salivating in anticipation of the treat. This kind of result has been reproduced in the lab using a wide range of signals (e.g., tones, light, tastes, settings) paired with many different events besides food (e.g., drugs, shocks, illness; see below).

We now believe that this same learning process is engaged, for example, when humans associate a drug they’ve taken with the environment in which they’ve taken it; when they associate a stimulus (e.g., a symbol for vacation, like a big beach towel) with an emotional event (like a burst of happiness); and when they associate the flavor of a food with getting food poisoning. Although classical conditioning may seem “old” or “too simple” a theory, it is

still widely studied today for at least two reasons: First, it is a straightforward test of associative learning that can be used to study other, more complex behaviors. Second, because classical conditioning is always occurring in our lives, its effects on behavior have important implications for understanding normal and disordered behavior in humans.

In a general way, classical conditioning occurs whenever neutral stimuli are associated with psychologically significant events. With food poisoning, for example, although having fish for dinner may not normally be something to be concerned about (i.e., a “neutral stimuli”), if it causes you to get sick, you will now likely associate that neutral stimuli (the fish) with the psychologically significant event of getting sick. These paired events are often described using terms that can be applied to any situation.

The dog food in Pavlov’s experiment is called the **unconditioned stimulus (US)** because it elicits an **unconditioned response (UR)**. That is, without any kind of “training” or “teaching,” the stimulus produces a natural or instinctual reaction. In Pavlov’s case, the food (US) automatically makes the dog drool (UR). Other examples of unconditioned stimuli include loud noises (US) that startle us (UR), or a hot shower (US) that produces pleasure (UR).

On the other hand, a conditioned stimulus produces a conditioned response. A **conditioned stimulus (CS)** is a signal that has no importance to the organism until it is paired with something that does have importance. For example, in Pavlov’s experiment, the bell is the conditioned stimulus. Before the dog has learned to associate the bell (CS) with the presence of food (US), hearing the bell means nothing to the dog. However, after multiple pairings of the bell with the presentation of food, the dog starts to drool at the sound of the bell. This drooling in response to the bell is the **conditioned response (CR)**. Although it can be confusing, the conditioned response is almost always the same as the unconditioned response. However, it is called the conditioned response because it is conditional on (or, depends on) being paired with the conditioned stimulus (e.g., the bell). To help make this clearer, consider becoming really hungry when you see the logo for a fast food restaurant. There’s a good chance you’ll start salivating. Although it is the actual eating of the food (US) that normally produces the salivation (UR), simply seeing the restaurant’s logo (CS) can trigger the same reaction (CR).

Another example you are probably very familiar with involves your alarm clock. If you’re like most people, waking up early usually makes you unhappy. In this case, waking up early (US) produces a natural sensation of grumpiness (UR). Rather than waking up early on your own, though, you likely have an alarm clock that plays a tone to wake you. Before setting your alarm to that particular tone, let’s imagine you had neutral feelings about it (i.e., the tone had no prior meaning for you). However, now that you use it to wake up every morning, you psychologically “pair” that tone (CS) with your feelings of grumpiness in the morning (UR).

After enough pairings, this tone (CS) will automatically produce your natural response of grumpiness (CR). Thus, this linkage between the unconditioned stimulus (US; waking up early) and the conditioned stimulus (CS; the tone) is so strong that the unconditioned response (UR; being grumpy) will become a conditioned response (CR; e.g., hearing the tone at any point in the day—whether waking up or walking down the street—will make you grumpy). Modern studies of classical conditioning use a very wide range of CSs and USs and measure a wide range of conditioned responses.

Although classical conditioning is a powerful explanation for how we learn many different things, there is a second form of conditioning that also helps explain how we learn. First studied by Edward Thorndike, and later extended by B. F. Skinner, this second type of conditioning is known as instrumental or operant conditioning. Operant conditioning occurs when a *behavior* (as opposed to a stimulus) is associated with the occurrence of a significant event. In the best-known example, a rat in a laboratory learns to press a lever in a cage (called a “Skinner box”) to receive food. Because the rat has no “natural” association between pressing a lever and getting food, the rat has to learn this connection. At first, the rat may simply explore its cage, climbing on top of things, burrowing under things, in search of food. Eventually while poking around its cage, the rat accidentally presses the lever, and a food pellet drops in. This voluntary behavior is called an operant behavior, because it “operates” on the environment (i.e., it is an action that the animal itself makes).



Receiving a reward can condition you toward certain behaviors. For example, when you were a child, your mother may have offered you this deal: “Don’t make a fuss when we’re in the supermarket and you’ll get a treat on the way out.”
[Image: Oliver Hammond, <https://goo.gl/xFKiZL>, CC BY-NC-SA 2.0, <https://goo.gl/Toc0ZF>]

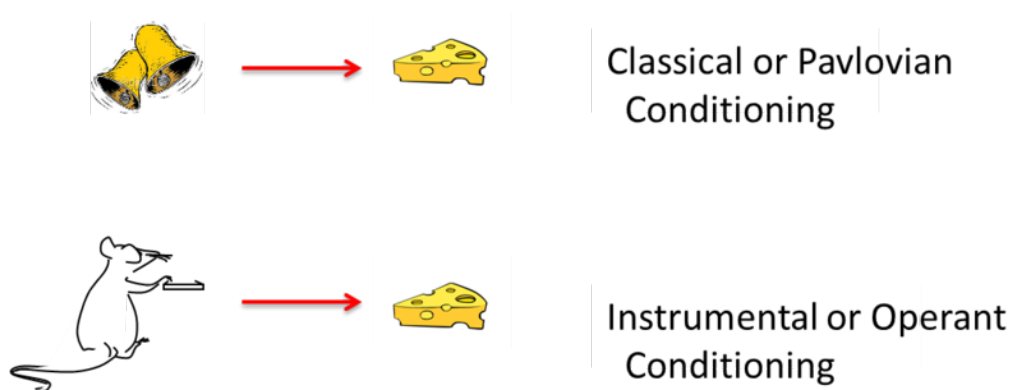
Now, once the rat recognizes that it receives a piece of food every time it presses the lever, the behavior of lever-pressing becomes reinforced. That is, the food pellets serve as reinforcers because they strengthen the rat’s desire to engage with the environment in this particular manner. In a parallel example, imagine that you’re playing a street-racing video game. As you drive through one city course multiple times, you try a number of different streets to get to the finish line. On one of these trials, you discover a shortcut that dramatically improves your overall time. You have learned this new path through operant conditioning.

That is, by engaging with your environment (operant responses), you performed a sequence of behaviors that that was positively reinforced (i.e., you found the shortest distance to the finish line). And now that you've learned how to drive this course, you will perform that same sequence of driving behaviors (just as the rat presses on the lever) to receive your reward of a faster finish.

Operant conditioning research studies how the effects of a behavior influence the probability that it will occur again. For example, the effects of the rat's lever-pressing behavior (i.e., receiving a food pellet) influences the probability that it will keep pressing the lever. For, according to Thorndike's **law of effect**, when a behavior has a positive (satisfying) effect or consequence, it is likely to be repeated in the future. However, when a behavior has a negative (painful/annoying) consequence, it is less likely to be repeated in the future. Effects that increase behaviors are referred to as reinforcers, and effects that decrease them are referred to as **punishers**.

An everyday example that helps to illustrate operant conditioning is striving for a good grade in class—which could be considered a reward for students (i.e., it produces a positive emotional response). In order to get that reward (similar to the rat learning to press the lever), the student needs to modify his/her behavior. For example, the student may learn that speaking up in class gets him/her participation points (a reinforcer), so the student speaks up repeatedly. However, the student also learns that s/he shouldn't speak up about just anything; talking about topics unrelated to school actually costs points. Therefore, through the student's freely chosen behaviors, s/he learns which behaviors are reinforced and which are punished.

An important distinction of operant conditioning is that it provides a method for studying how consequences influence “voluntary” behavior. The rat's decision to press the lever is voluntary, in the sense that the rat is free to make and repeat that response whenever it wants. Classical



[Image courtesy of Bernard W. Balleine]

conditioning, on the other hand, is just the opposite—depending instead on “involuntary” behavior (e.g., the dog doesn’t choose to drool; it just does). So, whereas the rat must actively participate and perform some kind of behavior to attain its reward, the dog in Pavlov’s experiment is a passive participant. One of the lessons of operant conditioning research, then, is that voluntary behavior is strongly influenced by its consequences.

The illustration above summarizes the basic elements of classical and instrumental conditioning. The two types of learning differ in many ways. However, modern thinkers often emphasize the fact that they differ—as illustrated here—in *what* is learned. In classical conditioning, the animal behaves as if it has learned to associate a *stimulus* with a significant event. In operant conditioning, the animal behaves as if it has learned to associate a *behavior* with a significant event. Another difference is that the response in the classical situation (e.g., salivation) is *elicited* by a stimulus that comes before it, whereas the response in the operant case is not elicited by any particular stimulus. Instead, operant responses are said to be *emitted*. The word “emitted” further conveys the idea that operant behaviors are essentially voluntary in nature.

Understanding classical and operant conditioning provides psychologists with many tools for understanding learning and behavior in the world outside the lab. This is in part because the two types of learning occur continuously throughout our lives. It has been said that “much like the laws of gravity, the laws of learning are always in effect” (Spreat & Spreat, 1982).

Useful Things to Know about Classical Conditioning

Classical Conditioning Has Many Effects on Behavior

A classical CS (e.g., the bell) does not merely elicit a simple, unitary reflex. Pavlov emphasized salivation because that was the only response he measured. But his bell almost certainly elicited a whole *system* of responses that functioned to get the organism ready for the upcoming US (food) (see Timberlake, 2001). For example, in addition to salivation, CSs (such as the bell) that signal that food is near also elicit the secretion of gastric acid, pancreatic enzymes, and insulin (which gets blood glucose into cells). All of these responses prepare the body for digestion. Additionally, the CS elicits approach behavior and a state of excitement. And presenting a CS for food can also cause animals whose stomachs are full to eat more food if it is available. In fact, food CSs are so prevalent in modern society, humans are likewise inclined to eat or feel hungry in response to cues associated with food, such as the sound of a bag of potato chips opening, the sight of a well-known logo (e.g., Coca-Cola), or the feel of the couch in front of the television.

Classical conditioning is also involved in other aspects of eating. Flavors associated with certain nutrients (such as sugar or fat) can become preferred without arousing any awareness of the pairing. For example, protein is a US that your body automatically craves more of once you start to consume it (UR): since proteins are highly concentrated in meat, the flavor of meat becomes a CS (or cue, that proteins are on the way), which perpetuates the cycle of craving for yet more meat (this automatic bodily reaction now a CR).

In a similar way, flavors associated with stomach pain or illness become avoided and *dis*liked. For example, a person who gets sick after drinking too much tequila may acquire a profound dislike of the taste and odor of tequila—a phenomenon called taste aversion conditioning. The fact that flavors are often associated with so many consequences of eating is important for animals (including rats and humans) that are frequently exposed to new foods. And it is clinically relevant. For example, drugs used in chemotherapy often make cancer patients sick. As a consequence, patients often acquire aversions to foods eaten just before treatment, or even aversions to such things as the waiting room of the chemotherapy clinic itself (see Bernstein, 1991; Scalera & Bavieri, 2009).

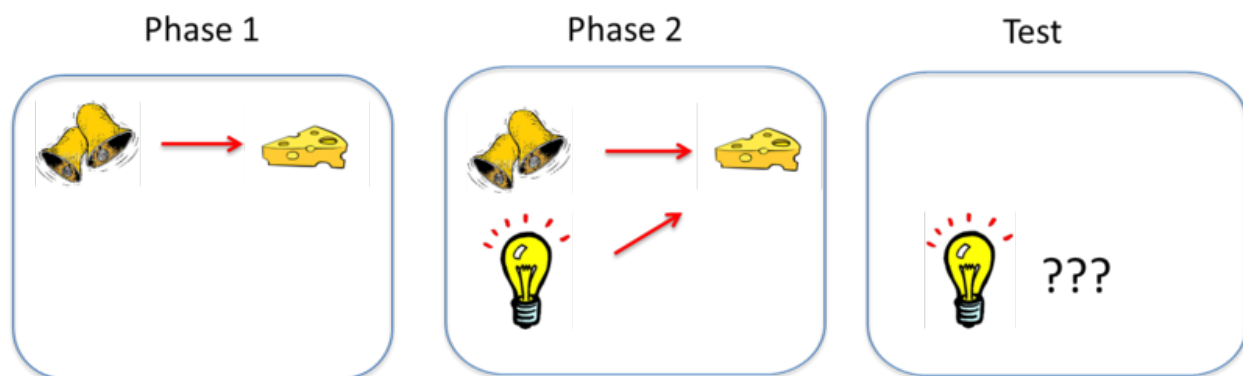
Classical conditioning occurs with a variety of significant events. If an experimenter sounds a tone just before applying a mild shock to a rat's feet, the tone will elicit fear or anxiety after one or two pairings. Similar fear conditioning plays a role in creating many anxiety disorders in humans, such as phobias and panic disorders, where people associate cues (such as closed spaces, or a shopping mall) with panic or other emotional trauma (see Mineka & Zinbarg, 2006). Here, rather than a physical response (like drooling), the CS triggers an emotion.

Another interesting effect of classical conditioning can occur when we ingest drugs. That is, when a drug is taken, it can be associated with the cues that are present at the same time (e. g., rooms, odors, drug paraphernalia). In this regard, if someone associates a particular smell with the sensation induced by the drug, whenever that person smells the same odor afterward, it may cue responses (physical and/or emotional) related to taking the drug itself. But drug cues have an even more interesting property: They elicit responses that often “compensate” for the upcoming effect of the drug (see Siegel, 1989). For example, morphine itself suppresses pain; however, if someone is used to taking morphine, a cue that signals the “drug is coming soon” can actually make the person more sensitive to pain. Because the person knows a pain suppressant will soon be administered, the body becomes more sensitive, anticipating that “the drug will soon take care of it.” Remarkably, such conditioned compensatory responses in turn decrease the impact of the drug on the body—because the body has become more sensitive to pain.

This conditioned compensatory response has many implications. For instance, a drug user

will be most “tolerant” to the drug in the presence of cues that have been associated with it (because such cues elicit compensatory responses). As a result, overdose is usually not due to an increase in dosage, but to taking the drug in a new place without the familiar cues—which would have otherwise allowed the user to tolerate the drug (see Siegel, Hinson, Krank, & McCully, 1982). Conditioned compensatory responses (which include heightened pain sensitivity and decreased body temperature, among others) might also cause discomfort, thus motivating the drug user to continue usage of the drug to reduce them. This is one of several ways classical conditioning might be a factor in drug addiction and dependence.

A final effect of classical cues is that they motivate ongoing operant behavior (see Balleine, 2005). For example, if a rat has learned via operant conditioning that pressing a lever will give it a drug, in the presence of cues that signal the “drug is coming soon” (like the sound of the lever squeaking), the rat will work harder to press the lever than if those cues weren’t present (i.e., there is no squeaking lever sound). Similarly, in the presence of food-associated cues (e.g., smells), a rat (or an overeater) will work harder for food. And finally, even in the presence of negative cues (like something that signals fear), a rat, a human, or any other organism will work harder to avoid those situations that might lead to trauma. Classical CSs thus have many effects that can contribute to significant behavioral phenomena.



[Image courtesy of Bernard W. Balleine]

The Learning Process

As mentioned earlier, classical conditioning provides a method for studying basic learning processes. Somewhat counterintuitively, though, studies show that pairing a CS and a US together is not sufficient for an association to be learned between them. Consider an effect called **blocking** (see Kamin, 1969). In this effect, an animal first learns to associate one CS—call it stimulus A—with a US. In the illustration above, the sound of a bell (stimulus A) is paired

with the presentation of food. Once this association is learned, in a second phase, a second stimulus—stimulus B—is presented alongside stimulus A, such that the two stimuli are paired with the US together. In the illustration, a light is added and turned on at the same time the bell is rung. However, because the animal has already learned the association between stimulus A (the bell) and the food, the animal doesn't learn an association between stimulus B (the light) and the food. That is, the conditioned response only occurs during the presentation of stimulus A, because the earlier conditioning of A “blocks” the conditioning of B when B is added to A. The reason? Stimulus A already predicts the US, so the US is not surprising when it occurs with Stimulus B.

Learning depends on such a surprise, or a discrepancy between what occurs on a conditioning trial and what is already predicted by cues that are present on the trial. To learn something through classical conditioning, there must first be some **prediction error**, or the chance that a conditioned stimulus won't lead to the expected outcome. With the example of the bell and the light, because the bell always leads to the reward of food, there's no “prediction error” that the addition of the light helps to correct. However, if the researcher suddenly requires that the bell and the light both occur in order to receive the food, the bell alone will produce a prediction error that the animal has to learn.

Blocking and other related effects indicate that the learning process tends to take in the most valid predictors of significant events and ignore the less useful ones. This is common in the real world. For example, imagine that your supermarket puts big star-shaped stickers on products that are on sale. Quickly, you learn that items with the big star-shaped stickers are cheaper. However, imagine you go into a similar supermarket that not only uses these stickers, but also uses bright orange price tags to denote a discount. Because of blocking (i.e., you already know that the star-shaped stickers indicate a discount), you don't have to learn the color system, too. The star-shaped stickers tell you everything you need to know (i.e. there's no prediction error for the discount), and thus the color system is irrelevant.

Classical conditioning is strongest if the CS and US are intense or salient. It is also best if the CS and US are relatively new and the organism hasn't been frequently exposed to them before. And it is especially strong if the organism's biology has prepared it to associate a particular CS and US. For example, rats and humans are naturally inclined to associate an illness with a flavor, rather than with a light or tone. Because foods are most commonly experienced by taste, if there is a particular food that makes us ill, associating the flavor (rather than the appearance—which may be similar to other foods) with the illness will more greatly ensure we avoid that food in the future, and thus avoid getting sick. This sorting tendency, which is set up by evolution, is called **preparedness**.

There are many factors that affect the strength of classical conditioning, and these have been the subject of much research and theory (see Rescorla & Wagner, 1972; Pearce & Bouton, 2001). Behavioral neuroscientists have also used classical conditioning to investigate many of the basic brain processes that are involved in learning (see Fanselow & Poulos, 2005; Thompson & Steinmetz, 2009).

Erasing Classical Learning

After conditioning, the response to the CS can be eliminated if the CS is presented repeatedly without the US. This effect is called **extinction**, and the response is said to become “extinguished.” For example, if Pavlov kept ringing the bell but never gave the dog any food afterward, eventually the dog’s CR (drooling) would no longer happen when it heard the CS (the bell), because the bell would no longer be a predictor of food. Extinction is important for many reasons. For one thing, it is the basis for many therapies that clinical psychologists use to eliminate maladaptive and unwanted behaviors. Take the example of a person who has a debilitating fear of spiders: one approach might include systematic exposure to spiders. Whereas, initially the person has a CR (e.g., extreme fear) every time s/he sees the CS (e.g., the spider), after repeatedly being shown pictures of spiders in neutral conditions, pretty soon the CS no longer predicts the CR (i.e., the person doesn’t have the fear reaction when seeing spiders, having learned that spiders no longer serve as a “cue” for that fear). Here, repeated exposure to spiders without an aversive consequence causes extinction.

Psychologists must accept one important fact about extinction, however: it does not necessarily destroy the original learning (see Bouton, 2004). For example, imagine you strongly associate the smell of chalkboards with the agony of middle school detention. Now imagine that, after years of encountering chalkboards, the smell of them no longer recalls the agony of detention (an example of extinction). However, one day, after entering a new building for the first time, you suddenly catch a whiff of a chalkboard and WHAM!, the agony of detention returns. This is called **spontaneous recovery**: following a lapse in exposure to the CS after extinction has occurred, sometimes re-exposure to the CS (e.g., the smell of chalkboards) can evoke the CR again (e.g., the agony of detention).

Another related phenomenon is the **renewal effect**: After extinction, if the CS is tested in a new **context**, such as a different room or location, the CR can also return. In the chalkboard example, the action of entering a new building—where you don’t expect to smell chalkboards—suddenly renews the sensations associated with detention. These effects have been interpreted to suggest that extinction *inhibits* rather than erases the learned behavior, and this inhibition is mainly expressed in the context in which it is learned (see “context” in the

Key Vocabulary section below).

This does not mean that extinction is a bad treatment for behavior disorders. Instead, clinicians can increase its effectiveness by using basic research on learning to help defeat these relapse effects (see Craske et al., 2008). For example, conducting extinction therapies in contexts where patients might be most vulnerable to relapsing (e.g., at work), might be a good strategy for enhancing the therapy's success.

Useful Things to Know about Instrumental Conditioning

Most of the things that affect the strength of classical conditioning also affect the strength of instrumental learning—whereby we learn to associate our actions with their outcomes. As noted earlier, the “bigger” the reinforcer (or punisher), the stronger the learning. And, if an instrumental behavior is no longer reinforced, it will also be extinguished. Most of the rules of associative learning that apply to classical conditioning also apply to instrumental learning, but other facts about instrumental learning are also worth knowing.

Instrumental Responses Come Under Stimulus Control

As you know, the classic operant response in the laboratory is lever-pressing in rats, reinforced by food. However, things can be arranged so that lever-pressing only produces pellets when a particular stimulus is present. For example, lever-pressing can be reinforced only when a light in the Skinner box is turned on; when the light is off, no food is released from lever-pressing. The rat soon learns to discriminate between the light-on and light-off conditions, and presses the lever only in the presence of the light (responses in light-off are extinguished). In everyday life, think about waiting in the turn lane at a traffic light. Although you know that green means go, only when you have the green *arrow* do you turn. In this regard, the operant behavior is now said to be under **stimulus control**. And, as is the case with the traffic light, in the real world, stimulus control is probably the rule.

The stimulus controlling the operant response is called a **discriminative stimulus**. It can be associated directly with the response, or the reinforcer (see below). However, it usually does not elicit the response the way a classical CS does. Instead, it is said to “set the occasion for” the operant response. For example, a canvas put in front of an artist does not elicit painting behavior or compel her to paint. It allows, or sets the occasion for, painting to occur.


Stimulus-control techniques are widely used in the laboratory to study perception and other psychological processes in animals. For example, the rat would not be able to respond

appropriately to light-on and light-off conditions if it could not see the light. Following this logic, experiments using stimulus-control methods have tested how well animals see colors, hear ultrasounds, and detect magnetic fields. That is, researchers pair these discriminative stimuli with those they know the animals already understand (such as pressing the lever). In this way, the researchers can test if the animals can learn to press the lever only when an ultrasound is played, for example.

These methods can also be used to study “higher” cognitive processes. For example, pigeons can learn to peck at different buttons in a Skinner box when pictures of flowers, cars, chairs, or people are shown on a miniature TV screen (see Wasserman, 1995). Pecking button 1 (and no other) is reinforced in the presence of a flower image, button 2 in the presence of a chair image, and so on. Pigeons can learn the discrimination readily, and, under the right conditions, will even peck the correct buttons associated with pictures of *new* flowers, cars, chairs, and people they have never seen before. The birds have learned to categorize the sets of stimuli. Stimulus-control methods can be used to study how such categorization is learned.

Operant Conditioning Involves Choice

Another thing to know about operant conditioning is that the response always requires choosing one behavior over others. The student who goes to the bar on Thursday night chooses to drink instead of staying at home and studying. The rat chooses to press the lever instead of sleeping or scratching its ear in the back of the box. The alternative behaviors are each associated with their own reinforcers. And the tendency to perform a particular action depends on both the reinforcers earned for it and the reinforcers earned for its alternatives.

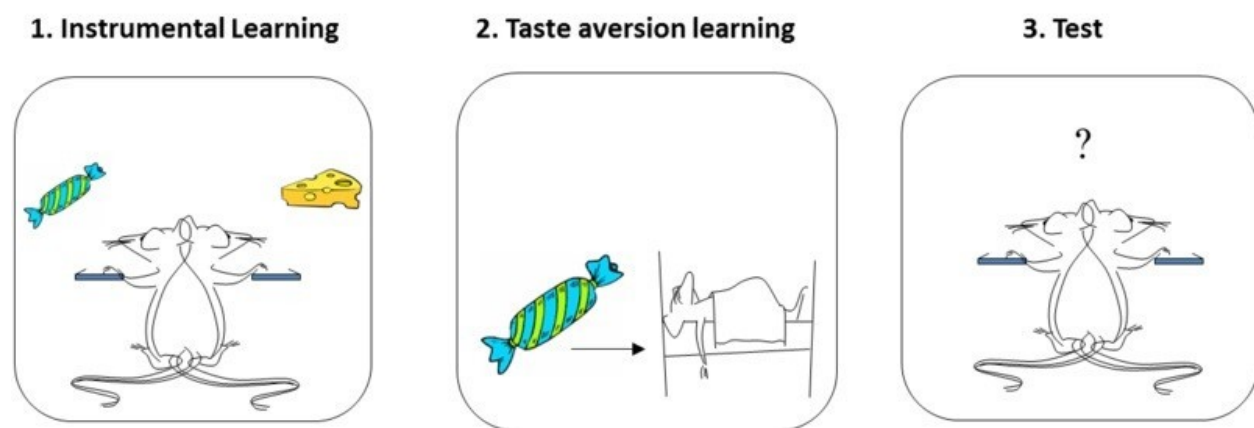


To investigate this idea, choice has been studied in the Skinner box by making two levers available for the rat (or two buttons available for the pigeon), each of which has its own reinforcement or payoff rate. A thorough study of choice in situations like this has led to a rule called the quantitative law of effect (see Herrnstein, 1970), which can be understood without going into quantitative detail: The law

acknowledges the fact that the effects of reinforcing one behavior depend crucially on how much reinforcement is earned for the behavior's alternatives. For example, if a pigeon learns that pecking one light will reward two food pellets, whereas the other light only rewards one, the pigeon will only peck the first light. However, what happens if the first light is more strenuous to reach than the second one? Will the cost of energy outweigh the bonus of food? Or will the extra food be worth the work? In general, a given reinforcer will be less reinforcing if there are many alternative reinforcers in the environment. For this reason, alcohol, sex, or drugs may be less powerful reinforcers if the person's environment is full of other sources of reinforcement, such as achievement at work or love from family members.

Cognition in Instrumental Learning

Modern research also indicates that reinforcers do more than merely strengthen or “stamp in” the behaviors they are a consequence of, as was Thorndike's original view. Instead, animals learn about the specific consequences of each behavior, and will perform a behavior depending on how much they currently want—or “value”—its consequence.



[Image courtesy of Bernard W. Balleine]

This idea is best illustrated by a phenomenon called the **reinforcer devaluation effect** (see Colwill & Rescorla, 1986). A rat is first trained to perform two instrumental actions (e.g., pressing a lever on the left, and on the right), each paired with a different reinforcer (e.g., a sweet sucrose solution, and a food pellet). At the end of this training, the rat tends to press both levers, alternating between the sucrose solution and the food pellet. In a second phase, one of the reinforcers (e.g., the sucrose) is then separately paired with illness. This conditions a taste aversion to the sucrose. In a final test, the rat is returned to the Skinner box and allowed to press either lever freely. No reinforcers are presented during this test (i.e., no sucrose or

food comes from pressing the levers), so behavior during testing can only result from the rat's memory of what it has learned earlier. Importantly here, the rat chooses *not* to perform the response that once produced the reinforcer that it now has an aversion to (e.g., it won't press the sucrose lever). This means that the rat has learned and remembered the reinforcer associated with each response, and can combine that knowledge with the knowledge that the reinforcer is now "bad." Reinforcers do not merely stamp in responses; the animal learns much more than that. The behavior is said to be "goal-directed" (see Dickinson & Balleine, 1994), because it is influenced by the current value of its associated goal (i.e., how much the rat wants/doesn't want the reinforcer).

Things can get more complicated, however, if the rat performs the instrumental actions frequently and repeatedly. That is, if the rat has spent many months learning the value of pressing each of the levers, the act of pressing them becomes automatic and routine. And here, this once goal-directed action (i.e., the rat pressing the lever for the goal of getting sucrose/food) can become a habit. Thus, if a rat spends many months performing the lever-pressing behavior (turning such behavior into a habit), even when sucrose is again paired with illness, the rat will continue to press that lever (see Holland, 2004). After all the practice, the instrumental response (pressing the lever) is no longer sensitive to reinforcer devaluation. The rat continues to respond automatically, regardless of the fact that the sucrose from this lever makes it sick.

Habits are very common in human experience, and can be useful. You do not need to relearn each day how to make your coffee in the morning or how to brush your teeth. Instrumental behaviors can eventually become habitual, letting us get the job done while being free to think about other things.

Putting Classical and Instrumental Conditioning Together

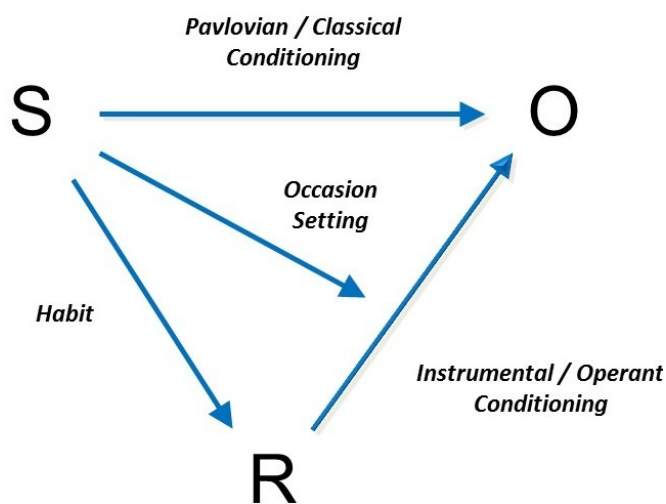
Classical and operant conditioning are usually studied separately. But outside of the laboratory they almost always occur at the same time. For example, a person who is reinforced for drinking alcohol or eating excessively learns these behaviors in the presence of certain stimuli—a pub, a set of friends, a restaurant, or possibly the couch in front of the TV. These stimuli are also available for association with the reinforcer. In this way, classical and operant conditioning are always intertwined.

The figure below summarizes this idea, and helps review what we have discussed in this module. Generally speaking, any reinforced or punished operant response (R) is paired with an outcome (O) in the presence of some stimulus or set of stimuli (S).

The figure illustrates the types of associations that can be learned in this very general scenario. For one thing, the organism will learn to associate the response *and* the outcome (R – O). This is instrumental conditioning. The learning process here is probably similar to classical conditioning, with all its emphasis on surprise and prediction error. And, as we discussed while considering the reinforcer devaluation effect, once R – O is learned, the organism will be ready to perform the response if the outcome is desired or valued. The value of the reinforcer can also be influenced by other reinforcers earned for other behaviors in the situation. These factors are at the heart of instrumental learning.

Second, the organism can also learn to associate the stimulus with the reinforcing outcome (S – O). This is the classical conditioning component, and as we have seen, it can have many consequences on behavior. For one thing, the stimulus will come to evoke a system of responses that help the organism prepare for the reinforcer (not shown in the figure): The drinker may undergo changes in body temperature; the eater may salivate and have an increase in insulin secretion. In addition, the stimulus will evoke approach (if the outcome is

positive) or retreat (if the outcome is negative). Presenting the stimulus will also prompt the instrumental response.



The third association in the diagram is the one between the stimulus and the response (S – R). As discussed earlier, after a lot of practice, the stimulus may begin to elicit the response directly. This is habit learning, whereby the response occurs relatively automatically, without

much mental processing of the relation between the action and the outcome and the outcome's current value.

The final link in the figure is between the stimulus and the response-outcome association [S – (R – O)]. More than just entering into a simple association with the R or the O, the stimulus can signal that the R – O relationship is now in effect. This is what we mean when we say that the stimulus can "set the occasion" for the operant response: It sets the occasion for the

response-reinforcer relationship. Through this mechanism, the painter might begin to paint when given the right tools and the opportunity enabled by the canvas. The canvas theoretically signals that the behavior of painting will now be reinforced by positive consequences.

The figure provides a framework that you can use to understand almost any learned behavior you observe in yourself, your family, or your friends. If you would like to understand it more deeply, consider taking a course on learning in the future, which will give you a fuller appreciation of how classical learning, instrumental learning, habit learning, and occasion setting actually work and interact.

Observational Learning

Not all forms of learning are accounted for entirely by classical and operant conditioning. Imagine a child walking up to a group of children playing a game on the playground. The game looks fun, but it is new and unfamiliar. Rather than joining the game immediately, the child opts to sit back and watch the other children play a round or two. Observing the others, the child takes note of the ways in which they behave while playing the game. By watching the behavior of the other kids, the child can figure out the rules of the game and even some strategies for doing well at the game.

This is called observational learning.



Children observing a social model (an experienced chess player) to learn the rules and strategies of the game of chess. [Image: David R. Tribble, <https://goo.gl/nWsgxI>, CC BY-SA 3.0, <https://goo.gl/uhHOLA>]

Observational learning is a component of Albert Bandura's Social Learning Theory (Bandura, 1977), which posits that individuals can learn novel responses via observation of key others' behaviors. Observational learning does not necessarily require reinforcement, but instead hinges on the presence of others, referred to as social models. Social models are typically of higher status or authority compared to the observer, examples of which include parents, teachers, and police officers. In the example above, the children who already know how to play the game could be thought of as being authorities—and are therefore social models—even


though they are the same age as the observer. By observing how the social models behave, an individual is able to learn how to act in a certain situation. Other examples of observational learning might include a child learning to place her napkin in her lap by watching her parents at the dinner table, or a customer learning where to find the ketchup and mustard after observing other customers at a hot dog stand.

Bandura theorizes that the observational learning process consists of four parts. The first is *attention*—as, quite simply, one must pay attention to what s/he is observing in order to learn. The second part is *retention*: to learn one must be able to retain the behavior s/he is observing in memory. The third part of observational learning, *initiation*, acknowledges that the learner must be able to execute (or initiate) the learned behavior. Lastly, the observer must possess the *motivation* to engage in observational learning. In our vignette, the child must want to learn how to play the game in order to properly engage in observational learning.

Researchers have conducted countless experiments designed to explore observational learning, the most famous of which is Albert Bandura's "Bobo doll experiment."

In this experiment (Bandura, Ross & Ross 1961), Bandura had children individually observe an adult social model interact with a clown doll ("Bobo"). For one group of children, the adult interacted aggressively with Bobo: punching it, kicking it, throwing it, and even hitting it in the face with a toy mallet. Another group of children watched the adult interact with other toys, displaying no aggression toward Bobo. In both instances the adult left and the children were allowed to interact with Bobo on their own. Bandura found that children exposed to the aggressive social model were significantly more likely to behave aggressively toward Bobo, hitting and kicking him, compared to those exposed to the non-aggressive model. The researchers concluded that the children in the aggressive group used their observations of the adult social model's behavior to determine that aggressive behavior toward Bobo was acceptable.

While reinforcement was not required to elicit the children's behavior in Bandura's first experiment, it is important to acknowledge that consequences do play a role within observational learning. A future adaptation of this study (Bandura, Ross, & Ross, 1963) demonstrated that children in the



Bobo [Image: © Sémhur / Wikimedia Commons / CC-BY-SA-3.0 (or Free Art License), <https://goo.gl/uhHOLA>]

aggression group showed less aggressive behavior if they witnessed the adult model receive punishment for aggressing against Bobo. Bandura referred to this process as vicarious reinforcement, as the children did not experience the reinforcement or punishment directly, yet were still influenced by observing it.

Conclusion

We have covered three primary explanations for how we learn to behave and interact with the world around us. Considering your own experiences, how well do these theories apply to you? Maybe when reflecting on your personal sense of fashion, you realize that you tend to select clothes others have complimented you on (operant conditioning). Or maybe, thinking back on a new restaurant you tried recently, you realize you chose it because its commercials play happy music (classical conditioning). Or maybe you are now always on time with your assignments, because you saw how others were punished when they were late (observational learning). Regardless of the activity, behavior, or response, there's a good chance your "decision" to do it can be explained based on one of the theories presented in this module.

Outside Resources

Article: Rescorla, R. A. (1988). Pavlovian conditioning: It's not what you think it is. *American Psychologist*, 43, 151–160.

Book: Bouton, M. E. (2007). *Learning and behavior: A contemporary synthesis*. Sunderland, MA: Sinauer Associates.

Book: Bouton, M. E. (2009). Learning theory. In B. J. Sadock, V. A. Sadock, & P. Ruiz (Eds.), *Kaplan & Sadock's comprehensive textbook of psychiatry* (9th ed., Vol. 1, pp. 647–658). New York, NY: Lippincott Williams & Wilkins.

Book: Domjan, M. (2010). *The principles of learning and behavior* (6th ed.). Belmont, CA: Wadsworth.

Video: Albert Bandura discusses the Bobo Doll Experiment.

<https://www.youtube.com/watch?v=eqNaLerMNOE>

Discussion Questions

1. Describe three examples of Pavlovian (classical) conditioning that you have seen in your own behavior, or that of your friends or family, in the past few days.
2. Describe three examples of instrumental (operant) conditioning that you have seen in your own behavior, or that of your friends or family, in the past few days.
3. Drugs can be potent reinforcers. Discuss how Pavlovian conditioning and instrumental conditioning can work together to influence drug taking.
4. In the modern world, processed foods are highly available and have been engineered to be highly palatable and reinforcing. Discuss how Pavlovian and instrumental conditioning can work together to explain why people often eat too much.
5. How does blocking challenge the idea that pairings of a CS and US are sufficient to cause Pavlovian conditioning? What is important in creating Pavlovian learning?
6. How does the reinforcer devaluation effect challenge the idea that reinforcers merely “stamp in” the operant response? What does the effect tell us that animals actually learn in operant conditioning?
7. With regards to social learning do you think people learn violence from observing violence

in movies? Why or why not?

8. What do you think you have learned through social learning? Who are your social models?

Vocabulary

Blocking

In classical conditioning, the finding that no conditioning occurs to a stimulus if it is combined with a previously conditioned stimulus during conditioning trials. Suggests that information, surprise value, or prediction error is important in conditioning.

Categorize

To sort or arrange different items into classes or categories.

Classical conditioning

The procedure in which an initially neutral stimulus (the conditioned stimulus, or CS) is paired with an unconditioned stimulus (or US). The result is that the conditioned stimulus begins to elicit a conditioned response (CR). Classical conditioning is nowadays considered important as both a behavioral phenomenon and as a method to study simple associative learning. Same as Pavlovian conditioning.

Conditioned compensatory response

In classical conditioning, a conditioned response that opposes, rather than is the same as, the unconditioned response. It functions to reduce the strength of the unconditioned response. Often seen in conditioning when drugs are used as unconditioned stimuli.

Conditioned response (CR)

The response that is elicited by the conditioned stimulus after classical conditioning has taken place.

Conditioned stimulus (CS)

An initially neutral stimulus (like a bell, light, or tone) that elicits a conditioned response after it has been associated with an unconditioned stimulus.

Context

Stimuli that are in the background whenever learning occurs. For instance, the Skinner box or room in which learning takes place is the classic example of a context. However, "context" can also be provided by internal stimuli, such as the sensory effects of drugs (e.g., being under the influence of alcohol has stimulus properties that provide a context) and mood states (e.g., being happy or sad). It can also be provided by a specific period in time—the passage of time is sometimes said to change the "temporal context."

Discriminative stimulus

In operant conditioning, a stimulus that signals whether the response will be reinforced. It is said to “set the occasion” for the operant response.

Extinction

Decrease in the strength of a learned behavior that occurs when the conditioned stimulus is presented without the unconditioned stimulus (in classical conditioning) or when the behavior is no longer reinforced (in instrumental conditioning). The term describes both the procedure (the US or reinforcer is no longer presented) as well as the result of the procedure (the learned response declines). Behaviors that have been reduced in strength through extinction are said to be “extinguished.”

Fear conditioning

A type of classical or Pavlovian conditioning in which the conditioned stimulus (CS) is associated with an aversive unconditioned stimulus (US), such as a foot shock. As a consequence of learning, the CS comes to evoke fear. The phenomenon is thought to be involved in the development of anxiety disorders in humans.

Goal-directed behavior

Instrumental behavior that is influenced by the animal's knowledge of the association between the behavior and its consequence and the current value of the consequence. Sensitive to the reinforcer devaluation effect.

Habit

Instrumental behavior that occurs automatically in the presence of a stimulus and is no longer influenced by the animal's knowledge of the value of the reinforcer. Insensitive to the reinforcer devaluation effect.

Instrumental conditioning

Process in which animals learn about the relationship between their behaviors and their consequences. Also known as operant conditioning.

Law of effect

The idea that instrumental or operant responses are influenced by their effects. Responses that are followed by a pleasant state of affairs will be strengthened and those that are followed by discomfort will be weakened. Nowadays, the term refers to the idea that operant or instrumental behaviors are lawfully controlled by their consequences.

Observational learning

Learning by observing the behavior of others.

Operant

A behavior that is controlled by its consequences. The simplest example is the rat's lever-pressing, which is controlled by the presentation of the reinforcer.

Operant conditioning

See instrumental conditioning.

Pavlovian conditioning

See classical conditioning.

Prediction error

When the outcome of a conditioning trial is different from that which is predicted by the conditioned stimuli that are present on the trial (i.e., when the US is surprising). Prediction error is necessary to create Pavlovian conditioning (and associative learning generally). As learning occurs over repeated conditioning trials, the conditioned stimulus increasingly predicts the unconditioned stimulus, and prediction error declines. Conditioning works to correct or reduce prediction error.

Preparedness

The idea that an organism's evolutionary history can make it easy to learn a particular association. Because of preparedness, you are more likely to associate the taste of tequila, and not the circumstances surrounding drinking it, with getting sick. Similarly, humans are more likely to associate images of spiders and snakes than flowers and mushrooms with aversive outcomes like shocks.

Punisher

A stimulus that decreases the strength of an operant behavior when it is made a consequence of the behavior.

Quantitative law of effect

A mathematical rule that states that the effectiveness of a reinforcer at strengthening an operant response depends on the amount of reinforcement earned for all alternative behaviors. A reinforcer is less effective if there is a lot of reinforcement in the environment for other behaviors.

Reinforcer

Any consequence of a behavior that strengthens the behavior or increases the likelihood that

it will be performed it again.

Reinforcer devaluation effect

The finding that an animal will stop performing an instrumental response that once led to a reinforcer if the reinforcer is separately made aversive or undesirable.

Renewal effect

Recovery of an extinguished response that occurs when the context is changed after extinction. Especially strong when the change of context involves return to the context in which conditioning originally occurred. Can occur after extinction in either classical or instrumental conditioning.

Social Learning Theory

The theory that people can learn new responses and behaviors by observing the behavior of others.

Social models

Authorities that are the targets for observation and who model behaviors.

Spontaneous recovery

Recovery of an extinguished response that occurs with the passage of time after extinction. Can occur after extinction in either classical or instrumental conditioning.

Stimulus control

When an operant behavior is controlled by a stimulus that precedes it.

Taste aversion learning

The phenomenon in which a taste is paired with sickness, and this causes the organism to reject—and dislike—that taste in the future.

Unconditioned response (UR)

In classical conditioning, an innate response that is elicited by a stimulus before (or in the absence of) conditioning.

Unconditioned stimulus (US)

In classical conditioning, the stimulus that elicits the response before conditioning occurs.

Vicarious reinforcement

Learning that occurs by observing the reinforcement or punishment of another person.

References

- Balleine, B. W. (2005). Neural basis of food-seeking: Affect, arousal, and reward in corticostriatolimbic circuits. *Physiology & Behavior*, 86, 717–730.
- Bandura, A. (1977). *Social learning theory*. Englewood Cliffs, NJ: Prentice Hall
- Bandura, A., Ross, D., Ross, S (1963). Imitation of film-mediated aggressive models. *Journal of Abnormal and Social Psychology* 66(1), 3 - 11.
- Bandura, A.; Ross, D.; Ross, S. A. (1961). "Transmission of aggression through the imitation of aggressive models". *Journal of Abnormal and Social Psychology* 63(3), 575–582.
- Bernstein, I. L. (1991). Aversion conditioning in response to cancer and cancer treatment. *Clinical Psychology Review*, 11, 185–191.
- Bouton, M. E. (2004). Context and behavioral processes in extinction. *Learning & Memory*, 11, 485–494.
- Colwill, R. M., & Rescorla, R. A. (1986). Associative structures in instrumental learning. In G. H. Bower (Ed.), *The psychology of learning and motivation*, (Vol. 20, pp. 55–104). New York, NY: Academic Press.
- Craske, M. G., Kircanski, K., Zelikowsky, M., Mystkowski, J., Chowdhury, N., & Baker, A. (2008). Optimizing inhibitory learning during exposure therapy. *Behaviour Research and Therapy*, 46, 5–27.
- Dickinson, A., & Balleine, B. W. (1994). Motivational control of goal-directed behavior. *Animal Learning & Behavior*, 22, 1–18.
- Fanselow, M. S., & Poulos, A. M. (2005). The neuroscience of mammalian associative learning. *Annual Review of Psychology*, 56, 207–234.
- Herrnstein, R. J. (1970). On the law of effect. *Journal of the Experimental Analysis of Behavior*, 13, 243–266.
- Holland, P. C. (2004). Relations between Pavlovian-instrumental transfer and reinforcer devaluation. *Journal of Experimental Psychology: Animal Behavior Processes*, 30, 104–117.
- Kamin, L. J. (1969). Predictability, surprise, attention, and conditioning. In B. A. Campbell & R. M. Church (Eds.), *Punishment and aversive behavior* (pp. 279–296). New York, NY: Appleton-Century-Crofts.
- Mineka, S., & Zinbarg, R. (2006). A contemporary learning theory perspective on the etiology of anxiety disorders: It's not what you thought it was. *American Psychologist*, 61, 10–26.
- Pearce, J. M., & Bouton, M. E. (2001). Theories of associative learning in animals. *Annual Review of Psychology*, 52, 111–139.

- Rescorla, R. A., & Wagner, A. R. (1972). A theory of Pavlovian conditioning: Variations in the effectiveness of reinforcement and nonreinforcement. In A. H. Black & W. F. Prokasy (Eds.), *Classical conditioning II: Current research and theory* (pp. 64–99). New York, NY: Appleton-Century-Crofts.
- Scalera, G., & Bavieri, M. (2009). Role of conditioned taste aversion on the side effects of chemotherapy in cancer patients. In S. Reilly & T. R. Schachtman (Eds.), *Conditioned taste aversion: Behavioral and neural processes* (pp. 513–541). New York, NY: Oxford University Press.
- Siegel, S. (1989). Pharmacological conditioning and drug effects. In A. J. Goudie & M. Emmett-Oglesby (Eds.), *Psychoactive drugs* (pp. 115–180). Clifton, NY: Humana Press.
- Siegel, S., Hinson, R. E., Krank, M. D., & McCully, J. (1982). Heroin “overdose” death: Contribution of drug associated environmental cues. *Science*, 216, 436–437.
- Spreat, S., & Spreat, S. R. (1982). Learning principles. In V. Voith & P. L. Borchelt (Eds.), *Veterinary clinics of North America: Small animal practice* (pp. 593–606). Philadelphia, PA: W. B. Saunders.
- Thompson, R. F., & Steinmetz, J. E. (2009). The role of the cerebellum in classical conditioning of discrete behavioral responses. *Neuroscience*, 162, 732–755.
- Timberlake, W. L. (2001). Motivational modes in behavior systems. In R. R. Mowrer & S. B. Klein (Eds.), *Handbook of contemporary learning theories* (pp. 155–210). Mahwah, NJ: Lawrence Erlbaum Associates, Inc.
- Wasserman, E. A. (1995). The conceptual abilities of pigeons. *American Scientist*, 83, 246–255.

Memory

14

Memory (Encoding, Storage, Retrieval)

Kathleen B. McDermott & Henry L. Roediger

“Memory” is a single term that reflects a number of different abilities: holding information briefly while working with it (working memory), remembering episodes of one’s life (episodic memory), and our general knowledge of facts of the world (semantic memory), among other types. Remembering episodes involves three processes: encoding information (learning it, by perceiving it and relating it to past knowledge), storing it (maintaining it over time), and then retrieving it (accessing the information when needed). Failures can occur at any stage, leading to forgetting or to having false memories. The key to improving one’s memory is to improve processes of encoding and to use techniques that guarantee effective retrieval. Good encoding techniques include relating new information to what one already knows, forming mental images, and creating associations among information that needs to be remembered. The key to good retrieval is developing effective cues that will lead the rememberer back to the encoded information. Classic mnemonic systems, known since the time of the ancient Greeks and still used by some today, can greatly improve one’s memory abilities.

Learning Objectives

- Define and note differences between the following forms of memory: working memory, episodic memory, semantic memory, collective memory.
- Describe the three stages in the process of learning and remembering.
- Describe strategies that can be used to enhance the original learning or encoding of information.
- Describe strategies that can improve the process of retrieval.
- Describe why the classic mnemonic device, the method of loci, works so well.

Introduction

In 2013, Simon Reinhard sat in front of 60 people in a room at Washington University, where he memorized an increasingly long series of digits. On the first round, a computer generated 10 random digits—6 1 9 4 8 5 6 3 7 1—on a screen for 10 seconds. After the series disappeared, Simon typed them into his computer. His recollection was perfect. In the next phase, 20 digits appeared on the screen for 20 seconds. Again, Simon got them all correct. No one in the audience (mostly professors, graduate students, and undergraduate students) could recall the 20 digits perfectly. Then came 30 digits, studied for 30 seconds; once again, Simon didn't misplace even a single digit. For a final trial, 50 digits appeared on the screen for 50 seconds, and again, Simon got them all right. In fact, Simon would have been happy to keep going. His record in this task—called “forward digit span”—is 240 digits!



In some ways memory is like file drawers where you store mental information. Memory is also a series of processes: how does that information get filed to begin with and how does it get retrieved when needed? [Image: M Cruz, <https://goo.gl/DhOMgp>, CC BY-SA 4.0, <https://goo.gl/SWjq94>]

When most of us witness a performance like that of Simon Reinhard, we think one of two things: First, maybe he's cheating somehow. (No, he is not.) Second, Simon must have abilities more advanced than the rest of humankind. After all, psychologists established many years ago that the normal memory span for adults is about 7 digits, with some of us able to recall a few more and others a few less (Miller, 1956). That is why the first phone numbers were limited to 7 digits—psychologists determined that many errors occurred (costing the phone company money) when the number was increased to even 8 digits. But in normal testing, no one gets 50 digits correct in a row, much less 240. So, does Simon Reinhard simply have a photographic memory? He does not. Instead, Simon has taught himself simple strategies for

remembering that have greatly increased his capacity for remembering virtually any type of material—digits, words, faces and names, poetry, historical dates, and so on. Twelve years earlier, before he started training his memory abilities, he had a digit span of 7, just like most of us. Simon has been training his abilities for about 10 years as of this writing, and has risen

to be in the top two of “memory athletes.” In 2012, he came in second place in the World Memory Championships (composed of 11 tasks), held in London. He currently ranks second in the world, behind another German competitor, Johannes Mallow. In this module, we reveal what psychologists and others have learned about memory, and we also explain the general principles by which you can improve your own memory for factual material.

Varieties of Memory

For most of us, remembering digits relies on *short-term memory*, or *working memory*—the ability to hold information in our minds for a brief time and work with it (e.g., multiplying 24×17 without using paper would rely on working memory). Another type of memory is **episodic memory**—the ability to remember the episodes of our lives. If you were given the task of recalling everything you did 2 days ago, that would be a test of episodic memory; you would be required to mentally travel through the day in your mind and note the main events. **Semantic memory** is our storehouse of more-or-less permanent knowledge, such as the meanings of words in a language (e.g., the meaning of “parasol”) and the huge collection of facts about the world (e.g., there are 196 countries in the world, and 206 bones in your body). *Collective memory* refers to the kind of memory that people in a group share (whether family, community, schoolmates, or citizens of a state or a country). For example, residents of small towns often strongly identify with those towns, remembering the local customs and historical events in a unique way. That is, the community’s collective memory passes stories and recollections between neighbors and to future generations, forming a memory system unto itself.



To be a good chess player you have to learn to increase working memory so you can plan ahead for several offensive moves while simultaneously anticipating - through use of memory - how the other player could counter each of your planned moves. [Image: karpidis, <https://goo.gl/EhzMKM>, CC BY-SA 2.0, <https://goo.gl/jSsrcO>]

Psychologists continue to debate the classification of types of memory, as well as which types rely on others (Tulving, 2007), but for this module we will focus on episodic memory. Episodic memory is usually what people think of when they hear the word “memory.” For example,

when people say that an older relative is “losing her memory” due to Alzheimer’s disease, the type of memory-loss they are referring to is the inability to recall events, or episodic memory. (Semantic memory is actually preserved in early-stage Alzheimer’s disease.) Although remembering specific events that have happened over the course of one’s entire life (e.g., your experiences in sixth grade) can be referred to as autobiographical memory, we will focus primarily on the episodic memories of more recent events.

Three Stages of the Learning/Memory Process

Psychologists distinguish between three necessary stages in the learning and memory process: encoding, storage, and retrieval (Melton, 1963). Encoding is defined as the initial learning of information; storage refers to maintaining information over time; retrieval is the ability to access information when you need it. If you meet someone for the first time at a party, you need to encode her name (Lyn Goff) while you associate her name with her face. Then you need to maintain the information over time. If you see her a week later, you need to recognize her face and have it serve as a cue to retrieve her name. Any successful act of remembering requires that all three stages be intact. However, two types of errors can also occur. Forgetting is one type: you see the person you met at the party and you cannot recall her name. The other error is misremembering (false recall or false recognition): you see someone who looks like Lyn Goff and call the person by that name (false recognition of the face). Or, you might see the real Lyn Goff, recognize her face, but then call her by the name of another woman you met at the party (misrecall of her name).

Whenever forgetting or misremembering occurs, we can ask, at which stage in the learning/memory process was there a failure?—though it is often difficult to answer this question with precision. One reason for this inaccuracy is that the three stages are not as discrete as our description implies. Rather, all three stages depend on one another. How we encode information determines how it will be stored and what cues will be effective when we try to retrieve it. And too, the act of retrieval itself also changes the way information is subsequently remembered, usually aiding later recall of the retrieved information. The central point for now is that the three stages—encoding, storage, and retrieval—affect one another, and are inextricably bound together.

Encoding

Encoding refers to the initial experience of perceiving and learning information. Psychologists often study recall by having participants study a list of pictures or words. Encoding in these situations is fairly straightforward. However, “real life” encoding is much more challenging.

When you walk across campus, for example, you encounter countless sights and sounds—friends passing by, people playing Frisbee, music in the air. The physical and mental environments are much too rich for you to encode all the happenings around you or the internal thoughts you have in response to them. So, an important first principle of encoding is that it is selective: we attend to some events in our environment and we ignore others. A second point about encoding is that it is prolific; we are always encoding the events of our lives—attending to the world, trying to understand it. Normally this presents no problem, as our days are filled with routine occurrences, so we don't need to pay attention to everything. But if something does happen that seems strange—during your daily walk across campus, you see a giraffe—then we pay close attention and try to understand why we are seeing what we are seeing.

Right after your typical walk across campus (one without the appearance of a giraffe), you would be able to remember the events reasonably well if you were asked. You could say whom you bumped into, what song was playing from a radio, and so on. However, suppose someone asked you to recall the same walk a month later. You wouldn't stand a chance. You would likely be able to recount the basics of a typical walk across campus, but not the precise details of that particular walk. Yet, if you had seen a giraffe during that walk, the event would have been fixed in your mind for a long time, probably for the rest of your life. You would tell your friends about it, and, on later occasions when you saw a giraffe, you might be reminded of the day you saw one on campus. Psychologists have long pinpointed **distinctiveness**—having an event stand out as quite different from a background of similar events—as a key to remembering events (Hunt, 2003).




A giraffe in the context of a zoo or its natural habitat may register as nothing more than ordinary, but put it in another setting - in the middle of a campus or a busy city - and its level of distinctiveness increases dramatically. Distinctiveness is a key attribute to remembering events. [Image: Colin J Babb, <https://goo.gl/Cci2yl>, CC BY-SA 2.0, <https://goo.gl/jSSrcO>]

In addition, when vivid memories are tinged with strong emotional content, they often seem to leave a permanent mark on us. Public tragedies, such as terrorist attacks, often create vivid memories in those who witnessed them. But even those of us not directly involved in such events may have vivid memories of them, including memories of first hearing about them.

For example, many people are able to recall their exact physical location when they first learned about the assassination or accidental death of a national figure. The term **flashbulb memory** was originally coined by Brown and Kulik (1977) to describe this sort of vivid memory of finding out an important piece of news. The name refers to how some memories seem to be captured in the mind like a flash photograph; because of the distinctiveness and emotionality of the news, they seem to become permanently etched in the mind with exceptional clarity compared to other memories.

Take a moment and think back on your own life. Is there a particular memory that seems sharper than others? A memory where you can recall unusual details, like the colors of mundane things around you, or the exact positions of surrounding objects? Although people have great confidence in flashbulb memories like these, the truth is, our objective accuracy with them is far from perfect (Talarico & Rubin, 2003). That is, even though people may have great confidence in what they recall, their memories are not as accurate (e.g., what the actual colors were; where objects were truly placed) as they tend to imagine. Nonetheless, all other things being equal, distinctive and emotional events are well-remembered.

Details do not leap perfectly from the world into a person's mind. We might say that we went to a party and remember it, but what we remember is (at best) what we encoded. As noted above, the process of encoding is selective, and in complex situations, relatively few of many



Although it requires more effort, using images and associations can improve the process of recoding. [Image: psd, <https://goo.gl/9xjcDe>, CC BY 2.0, <https://goo.gl/9uSnqN>]

possible details are noticed and encoded. The process of encoding always involves **recoding**—that is, taking the information from the form it is delivered to us and then converting it in a way that we can make sense of it. For example, you might try to remember the colors of a rainbow by using the acronym ROY G BIV (red, orange, yellow, green, blue, indigo, violet). The process of recoding the colors into a name can help us to remember. However, recoding can also introduce errors—when we accidentally add information during encoding, then remember that *new* material as if it had been part of the actual experience (as discussed below).

Psychologists have studied many

recoding strategies that can be used during study to improve retention. First, research advises that, as we study, we should think of the meaning of the events (Craik & Lockhart, 1972), and we should try to relate new events to information we already know. This helps us form associations that we can use to retrieve information later. Second, imagining events also makes them more memorable; creating vivid images out of information (even verbal information) can greatly improve later recall (Bower & Reitman, 1972). Creating imagery is part of the technique Simon Reinhard uses to remember huge numbers of digits, but we can all use images to encode information more effectively. The basic concept behind good encoding strategies is to form distinctive memories (ones that stand out), and to form links or associations among memories to help later retrieval (Hunt & McDaniel, 1993). Using study strategies such as the ones described here is challenging, but the effort is well worth the benefits of enhanced learning and retention.

We emphasized earlier that encoding is selective: people cannot encode all information they are exposed to. However, recoding can add information that was not even seen or heard during the initial encoding phase. Several of the recoding processes, like forming associations between memories, can happen without our awareness. This is one reason people can sometimes remember events that did not actually happen—because during the process of recoding, details got added. One common way of inducing false memories in the laboratory employs a word-list technique (Deese, 1959; Roediger & McDermott, 1995). Participants hear lists of 15 words, like *door, glass, pane, shade, ledge, sill, house, open, curtain, frame, view, breeze, sash, screen, and shutter*. Later, participants are given a test in which they are shown a list of words and asked to pick out the ones they'd heard earlier. This second list contains some words from the first list (e.g., *door, pane, frame*) and some words not from the list (e.g., *arm, phone, bottle*). In this example, one of the words on the second list is *window*, which—importantly—does not appear in the first list, but which is related to other words in that list. When subjects were tested with the second list, they were reasonably accurate with the studied words (*door*, etc.), recognizing them 72% of the time. However, when *window* was on the test, they falsely recognized it as having been on the list 84% of the time (Stadler, Roediger, & McDermott, 1999). The same thing happened with many other lists the authors used. This phenomenon is referred to as the DRM (for Deese-Roediger-McDermott) effect. One explanation for such results is that, while students listened to items in the list, the words triggered the students to think about *window*, even though *window* was never presented. In this way, people seem to encode events that are not actually part of their experience.


Because humans are creative, we are always going beyond the information we are given: we automatically make associations and infer from them what is happening. But, as with the word association mix-up above, sometimes we make false memories from our inferences—remembering the inferences themselves as if they were actual experiences. To illustrate this,

Brewer (1977) gave people sentences to remember that were designed to elicit *pragmatic inferences*. Inferences, in general, refer to instances when something is not explicitly stated, but we are still able to guess the undisclosed intention. For example, if your friend told you that she didn't want to go out to eat, you may infer that she doesn't have the money to go out, or that she's too tired. With *pragmatic* inferences, there is usually *one* particular inference you're likely to make. Consider the statement Brewer (1977) gave her participants: "The karate champion hit the cinder block." After hearing or seeing this sentence, participants who were given a memory test tended to remember the statement as having been, "The karate champion *broke* the cinder block." This remembered statement is not necessarily a *logical* inference (i. e., it is perfectly reasonable that a karate champion could hit a cinder block without breaking it). Nevertheless, the *pragmatic* conclusion from hearing such a sentence is that the block was likely broken. The participants remembered this inference they made while hearing the sentence in place of the actual words that were in the sentence (see also McDermott & Chan, 2006).

Encoding—the initial registration of information—is essential in the learning and memory process. Unless an event is encoded in some fashion, it will not be successfully remembered later. However, just because an event is encoded (even if it is encoded well), there's no guarantee that it will be remembered later.

Storage

Every experience we have changes our brains. That may seem like a bold, even strange, claim at first, but it's true. We encode each of our experiences within the structures of the nervous system, making new impressions in the process—and each of those impressions involves changes in the brain. Psychologists (and neurobiologists) say that experiences leave memory traces, or engrams (the two terms are synonyms). Memories have to be stored somewhere in the brain, so in order to do so, the brain biochemically alters itself and its neural tissue. Just like you might write yourself a note to remind you of something, the brain "writes" a memory trace, changing its own

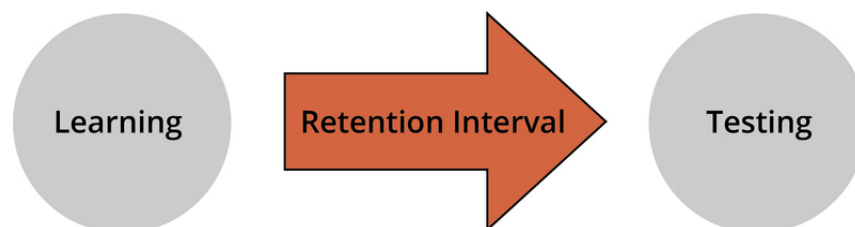


Memory traces, or engrams, are NOT perfectly preserved recordings of past experiences. The traces are combined with current knowledge to reconstruct what we think happened in the past. [Simon Bierdwal, <https://goo.gl/JDhdCE>, CC BY-NC-SA 2.0, <https://goo.gl/jSSrcO>]

physical composition to do so. The basic idea is that events (occurrences in our environment) create engrams through a process of **consolidation**: the neural changes that occur after learning to create the memory trace of an experience. Although neurobiologists are concerned with exactly what neural processes change when memories are created, for psychologists, the term *memory trace* simply refers to the physical change in the nervous system (whatever that may be, exactly) that represents our experience.

Although the concept of engram or memory trace is extremely useful, we shouldn't take the term too literally. It is important to understand that memory traces are not perfect little packets of information that lie dormant in the brain, waiting to be called forward to give an accurate report of past experience. Memory traces are not like video or audio recordings, capturing experience with great accuracy; as discussed earlier, we often have errors in our memory, which would not exist if memory traces were perfect packets of information. Thus, it is wrong to think that remembering involves simply "reading out" a faithful record of past experience. Rather, when we remember past events, we reconstruct them with the aid of our memory traces—but also with our current belief of what happened. For example, if you were trying to recall for the police who started a fight at a bar, you may not have a memory trace of who pushed whom first. However, let's say you remember that one of the guys held the door open for you. When thinking back to the start of the fight, this knowledge (of how one guy was friendly to you) may unconsciously influence your memory of what happened in favor of the nice guy. Thus, memory is a construction of what you actually recall and what you believe happened. In a phrase, remembering is reconstructive (we reconstruct our past with the aid of memory traces) not reproductive (a perfect reproduction or recreation of the past).

Psychologists refer to the time between learning and testing as the retention interval. Memories can consolidate during that time, aiding retention. However, experiences can also occur that undermine the memory. For example, think of what you had for lunch yesterday



—a pretty easy task. However, if you had to recall what you had for lunch 17 days ago, you may well fail (assuming you don't eat the same thing every day). The 16 lunches you've had since that one have created **retroactive interference**. Retroactive interference refers to new activities (i.e., the subsequent lunches) during the retention interval (i.e., the time between the lunch 17 days ago and now) that interfere with retrieving the specific, older memory (i.e., the lunch details from 17 days ago). But just as newer things can interfere with remembering older things, so can the opposite happen. *Proactive interference* is when past memories interfere with the encoding of new ones. For example, if you have ever studied a second language, often times the grammar and vocabulary of your native language will pop into your head, impairing your fluency in the foreign language.

Retroactive interference is one of the main causes of forgetting (McGeoch, 1932). In the module *Eyewitness Testimony and Memory Biases* <http://noba.to/uy49tm37> Elizabeth Loftus describes her fascinating work on eyewitness memory, in which she shows how memory for an event can be changed via misinformation supplied during the retention interval. For example, if you witnessed a car crash but subsequently heard people describing it from their own perspective, this new information may interfere with or disrupt your own personal recollection of the crash. In fact, you may even come to remember the event happening exactly as the others described it! This **misinformation effect** in eyewitness memory represents a type of retroactive interference that can occur during the retention interval (see Loftus [2005] for a review). Of course, if correct information is given during the retention interval, the witness's memory will usually be improved.

Although interference may arise between the occurrence of an event and the attempt to recall it, *the effect itself is always expressed when we retrieve memories*, the topic to which we turn next.

Retrieval

Endel Tulving argued that “the key process in memory is retrieval” (1991, p. 91). Why should retrieval be given more prominence than encoding or storage? For one thing, if information were encoded and stored but could not be retrieved, it would be useless. As discussed previously in this module, we encode and store thousands of events—conversations, sights and sounds—every day, creating memory traces. However, we later access only a tiny portion of what we've taken in. Most of our memories will never be used—in the sense of being brought back to mind, consciously. This fact seems so obvious that we rarely reflect on it. All those events that happened to you in the fourth grade that seemed so important then? Now, many years later, you would struggle to remember even a few. You may wonder if the traces of those memories still exist in some latent form. Unfortunately, with currently available

methods, it is impossible to know.

Psychologists distinguish information that is available in memory from that which is accessible (Tulving & Pearlstone, 1966). *Available* information is the information that is stored in memory—but precisely how much and what types are stored cannot be known. That is, all we can know is what information we can retrieve—*accessible* information. The assumption is that accessible information represents only a tiny slice of the information available in our brains. Most of us have had the experience of trying to remember some fact or event, giving up, and then—all of a sudden!—it comes to us at a later time, even after we've stopped trying to remember it. Similarly, we all know the experience of failing to recall a fact, but then, if we are given several choices (as in a multiple-choice test), we are easily able to recognize it.



We can't know the entirety of what is in our memory, but only that portion we can actually retrieve. Something that cannot be retrieved now and which is seemingly gone from memory may, with different cues applied, reemerge. [Image: Ores2k, <https://goo.gl/1du8Qe>, CC BY-NC-SA 2.0, <https://goo.gl/jSSrcO>]

What factors determine what information can be retrieved from memory? One critical factor is the type of hints, or *cues*, in the environment. You may hear a song on the radio that suddenly evokes memories of an earlier time in your life, even if you were not trying to remember it when the song came on. Nevertheless, the song is closely associated with that time, so it brings the experience to mind.

The general principle that underlies the effectiveness of retrieval cues is the **encoding specificity principle** (Tulving & Thomson, 1973): when people encode information, they do so in specific ways. For example, take the song on the radio: perhaps you heard it while you were at a terrific party, having a great, philosophical conversation with a friend. Thus, the song

became part of that whole complex experience. Years later, even though you haven't thought about that party in ages, when you hear the song on the radio, the whole experience rushes back to you. In general, the encoding specificity principle states that, to the extent a retrieval cue (the song) matches or overlaps the memory trace of an experience (the party, the conversation), it will be effective in evoking the memory. A classic experiment on the encoding specificity principle had participants memorize a set of words in a unique setting. Later, the participants were tested on the word sets, either in the same location they learned the words

or a different one. As a result of encoding specificity, the students who took the test in the same place they learned the words were actually able to recall more words (Godden & Baddeley, 1975) than the students who took the test in a new setting.

One caution with this principle, though, is that, for the cue to work, it can't match too many other experiences (Nairne, 2002; Watkins, 1975). Consider a lab experiment. Suppose you study 100 items; 99 are words, and one is a picture—of a penguin, item 50 in the list. Afterwards, the cue “recall the picture” would evoke “penguin” perfectly. No one would miss it. However, if the *word* “penguin” were placed in the same spot among the other 99 words, its memorability would be exceptionally worse. This outcome shows the power of distinctiveness that we discussed in the section on encoding: one picture is perfectly recalled from among 99 words because it stands out. Now consider what would happen if the experiment were repeated, but there were 25 pictures distributed within the 100-item list. Although the picture of the penguin would still be there, the probability that the cue “recall the picture” (at item 50) would be useful for the penguin would drop correspondingly. Watkins (1975) referred to this outcome as demonstrating the **cue overload principle**. That is, to be effective, a retrieval cue cannot be overloaded with too many memories. For the cue “recall the picture” to be effective, it should only match one item in the target set (as in the one-picture, 99-word case).

To sum up how memory cues function: for a retrieval cue to be effective, a match must exist between the cue and the desired target memory; furthermore, to produce the best retrieval, the cue-target relationship should be distinctive. Next, we will see how the encoding specificity principle can work in practice.

Psychologists measure memory performance by using production tests (involving recall) or recognition tests (involving the selection of correct from incorrect information, e.g., a multiple-choice test). For example, with our list of 100 words, one group of people might be asked to recall the list in any order (a free recall test), while a different group might be asked to circle the 100 studied words out of a mix with another 100, unstudied words (a recognition test). In this situation, the recognition test would likely produce better performance from participants than the recall test.

We usually think of recognition tests as being quite easy, because the cue for retrieval is a copy of the actual event that was presented for study. After all, what could be a better cue than the exact target (memory) the person is trying to access? In most cases, this line of reasoning is true; nevertheless, recognition tests do not provide perfect indexes of what is stored in memory. That is, you can fail to recognize a target staring you right in the face, yet be able to recall it later with a different set of cues (Watkins & Tulving, 1975). For example, suppose you had the task of recognizing the surnames of famous authors. At first, you might

think that being given the actual last name would always be the best cue. However, research has shown this not necessarily to be true (Muter, 1984). When given names such as Tolstoy, Shaw, Shakespeare, and Lee, subjects might well say that Tolstoy and Shakespeare are famous authors, whereas Shaw and Lee are not. But, when given a cued recall test using first names, people often recall items (produce them) that they had failed to recognize before. For example, in this instance, a cue like *George Bernard* _____ often leads to a recall of “Shaw,” even though people initially failed to recognize *Shaw* as a famous author’s name. Yet, when given the cue “William,” people may not come up with Shakespeare, because William is a common name that matches many people (the cue overload principle at work). This strange fact—that recall can sometimes lead to better performance than recognition—can be explained by the encoding specificity principle. As a cue, *George Bernard* _____ matches the way the famous writer is stored in memory better than _____ does his surname, Shaw, does (even though it is the target). Further, the match is quite distinctive with *George Bernard* _____, but the cue *William* _____ is much more overloaded (Prince William, William Yeats, William Faulkner, will.i.am).

The phenomenon we have been describing is called the *recognition failure of recallable words*, which highlights the point that a cue will be most effective depending on how the information has been encoded (Tulving & Thomson, 1973). The point is, the cues that work best to evoke retrieval are those that recreate the event or name to be remembered, whereas sometimes even the target itself, such as *Shaw* in the above example, is not the best cue. Which cue will be most effective depends on how the information has been encoded.

Whenever we think about our past, we engage in the act of retrieval. We usually think that retrieval is an objective act because we tend to imagine that retrieving a memory is like pulling a book from a shelf, and after we are done with it, we return the book to the shelf just as it was. However, research shows this assumption to be false; far from being a static repository of data, the memory is constantly changing. In fact, every time we retrieve a memory, it is altered. For example, the act of retrieval itself (of a fact, concept, or event) makes the retrieved memory much more likely to be retrieved again, a phenomenon called the *testing effect* or the *retrieval practice effect* (Pyc & Rawson, 2009; Roediger & Karpicke, 2006). However, retrieving some information can actually cause us to forget other information related to it, a phenomenon called *retrieval-induced forgetting* (Anderson, Bjork, & Bjork, 1994). Thus the act of retrieval can be a double-edged sword—strengthening the memory just retrieved (usually by a large amount) but harming related information (though this effect is often relatively small).

As discussed earlier, retrieval of distant memories is reconstructive. We weave the concrete bits and pieces of events in with assumptions and preferences to form a coherent story (Bartlett, 1932). For example, if during your 10th birthday, your dog got to your cake before

you did, you would likely tell that story for years afterward. Say, then, in later years you misremember where the dog actually found the cake, but repeat that error over and over during subsequent retellings of the story. Over time, that inaccuracy would become a basic fact of the event in your mind. Just as retrieval practice (repetition) enhances accurate memories, so will it strengthen errors or false memories (McDermott, 2006). Sometimes memories can even be manufactured just from hearing a vivid story. Consider the following episode, recounted by Jean Piaget, the famous developmental psychologist, from his childhood:

One of my first memories would date, if it were true, from my second year. I can still see, most clearly, the following scene, in which I believed until I was about 15. I was sitting in my pram . . . when a man tried to kidnap me. I was held in by the strap fastened round me while my nurse bravely tried to stand between me and the thief. She received various scratches, and I can still vaguely see those on her face. . . . When I was about 15, my parents received a letter from my former nurse saying that she had been converted to the Salvation Army. She wanted to confess her past faults, and in particular to return the watch she had been given as a reward on this occasion. She had made up the whole story, faking the scratches. I therefore must have heard, as a child, this story, which my parents believed, and projected it into the past in the form of a visual memory. . . . Many real memories are doubtless of the same order. (Norman & Schacter, 1997, pp. 187–188)

Piaget's vivid account represents a case of a pure reconstructive memory. He heard the tale told repeatedly, and doubtless told it (and thought about it) himself. The repeated telling cemented the events as though they had really happened, just as we are all open to the possibility of having "many real memories ... of the same order." The fact that one can remember precise details (the location, the scratches) does not necessarily indicate that the memory is true, a point that has been confirmed in laboratory studies, too (e.g., Norman & Schacter, 1997).

Putting It All Together: Improving Your Memory

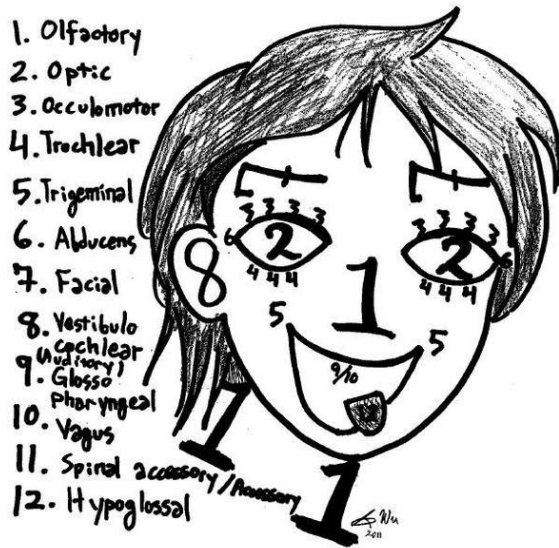
A central theme of this module has been the importance of the encoding and retrieval processes, and their interaction. To recap: to improve learning and memory, we need to encode information in conjunction with excellent cues that will bring back the remembered events when we need them. But how do we do this? Keep in mind the two critical principles we have discussed: to maximize retrieval, we should construct *meaningful* cues that remind us of the original experience, and those cues should be *distinctive* and *not associated with other memories*. These two conditions are critical in maximizing cue effectiveness (Nairne, 2002).

So, how can these principles be adapted for use in many situations? Let's go back to how we started the module, with Simon Reinhard's ability to memorize huge numbers of digits. Although it was not obvious, he applied these same general memory principles, but in a more deliberate way. In fact, all **mnemonic devices**, or memory aids/tricks, rely on these fundamental principles. In a typical case, the person learns a set of cues and then applies these cues to learn and remember information. Consider the set of 20 items below that are easy to learn and remember (Bower & Reitman, 1972).

1. is a gun. 11 is penny-one, hot dog bun.
2. is a shoe. 12 is penny-two, airplane glue.
3. is a tree. 13 is penny-three, bumble bee.
4. is a door. 14 is penny-four, grocery store.
5. is knives. 15 is penny-five, big beehive.
6. is sticks. 16 is penny-six, magic tricks.
7. is oven. 17 is penny-seven, go to heaven.
8. is plate. 18 is penny-eight, golden gate.
9. is wine. 19 is penny-nine, ball of twine.
10. is hen. 20 is penny-ten, ballpoint pen.

It would probably take you less than 10 minutes to learn this list and practice recalling it several times (remember to use retrieval practice!). If you were to do so, you would have a set of peg words on which you could "hang" memories. In fact, this mnemonic device is called the *peg word technique*. If you then needed to remember some discrete items—say a grocery list, or points you wanted to make in a speech—this method would let you do so in a very precise yet flexible way. Suppose you had to remember bread, peanut butter, bananas, lettuce, and so on. The way to use the method is to form a vivid image of what you want to remember and imagine it interacting with your peg words (as many as you need). For example, for these items, you might imagine a large gun (the first peg word) shooting a loaf of bread, then a jar of peanut butter inside a shoe, then large bunches of bananas hanging from a tree, then a door slamming on a head of lettuce with leaves flying everywhere. The idea is to provide good, distinctive cues (the weirder the better!) for the information you need to remember while you are learning it. If you do this, then retrieving it later is relatively easy. You know your cues perfectly (one is gun, etc.), so you simply go through your cue word list and "look" in your mind's eye at the image stored there (bread, in this case).

This peg word method may sound strange at first, but it works quite well, even with little



On Old Olympus' Towering Top, A
Finn And German Viewed Some Hops

Example of a mnemonic system created by a student to study cranial nerves. [Image: Kelidimari, <https://goo.gl/kiA1kP>, CC BY-SA 3.0, <https://goo.gl/SCKRfm>]

training (Roediger, 1980). One word of warning, though, is that the items to be remembered need to be presented relatively slowly at first, until you have practice associating each with its cue word. People get faster with time. Another interesting aspect of this technique is that it's just as easy to recall the items in backwards order as forwards. This is because the peg words provide direct access to the memorized items, regardless of order.

How did Simon Reinhard remember those digits? Essentially he has a much more complex system based on these same principles. In his case, he uses "memory palaces" (elaborate scenes with discrete places) combined with huge sets of images for digits. For example, imagine mentally walking through the home where

you grew up and identifying as many distinct areas and objects as possible. Simon has hundreds of such memory palaces that he uses. Next, for remembering digits, he has memorized a set of 10,000 images. Every four-digit number for him immediately brings forth a mental image. So, for example, 6187 might recall Michael Jackson. When Simon hears all the numbers coming at him, he places an image for every four digits into locations in his memory palace. He can do this at an incredibly rapid rate, faster than 4 digits per 4 seconds when they are flashed visually, as in the demonstration at the beginning of the module. As noted, his record is 240 digits, recalled in exact order. Simon also holds the world record in an event called "speed cards," which involves memorizing the precise order of a shuffled deck of cards. Simon was able to do this in 21.19 seconds! Again, he uses his memory palaces, and he encodes groups of cards as single images.

Many books exist on how to improve memory using mnemonic devices, but all involve forming distinctive encoding operations and then having an infallible set of memory cues. We should add that to develop and use these memory systems beyond the basic peg system outlined above takes a great amount of time and concentration. The World Memory Championships are held every year and the records keep improving. However, for most common purposes, just keep in mind that to remember well you need to encode information in a distinctive way

and to have good cues for retrieval. You can adapt a system that will meet most any purpose.

Outside Resources

Book: Brown, P.C., Roediger, H. L. & McDaniel, M. A. (2014). *Make it stick: The science of successful learning*. Cambridge, MA: Harvard University Press.

<https://www.amazon.com/Make-Stick-Science-Successful-Learning/dp/0674729013>

Student Video 1: Eureka Foong's - The Misinformation Effect. This is a student-made video illustrating this phenomenon of altered memory. It was one of the winning entries in the 2014 Noba Student Video Award.

<https://www.youtube.com/watch?v=iMPIWkFtd88>

Student Video 2: Ang Rui Xia & Ong Jun Hao's - The Misinformation Effect. Another student-made video exploring the misinformation effect. Also an award winner from 2014.

<https://www.youtube.com/watch?v=gsn9iKmOJLQ>

Video: Flashbulb Memories

<https://youtu.be/3kE1M-MfXxc>

Video: Simon Reinhard breaking the world record in speedcards.

<http://vimeo.com/12516465>

Web: Retrieval Practice, a website with research, resources, and tips for both educators and learners around the memory-strengthening skill of retrieval practice.

<http://www.retrievalpractice.org/>

Discussion Questions

1. Mnemonists like Simon Reinhard develop mental “journeys,” which enable them to use the method of loci. Develop your own journey, which contains 20 places, in order, that you know well. One example might be: the front walkway to your parents’ apartment; their doorbell; the couch in their living room; etc. Be sure to use a set of places that you know well and that have a natural order to them (e.g., the walkway comes before the doorbell). Now you are more than halfway toward being able to memorize a set of 20 nouns, in order, rather quickly. As an optional second step, have a friend make a list of 20 such nouns and read them to you, slowly (e.g., one every 5 seconds). Use the method to attempt to remember the 20 items.

2. Recall a recent argument or misunderstanding you have had about memory (e.g., a debate over whether your girlfriend/boyfriend had agreed to something). In light of what you have just learned about memory, how do you think about it? Is it possible that the disagreement can be understood by one of you making a pragmatic inference?
3. Think about what you've learned in this module and about how you study for tests. On the basis of what you have learned, is there something you want to try that might help your study habits?

Vocabulary

Autobiographical memory

Memory for the events of one's life.

Consolidation

The process occurring after encoding that is believed to stabilize memory traces.

Cue overload principle

The principle stating that the more memories that are associated to a particular retrieval cue, the less effective the cue will be in prompting retrieval of any one memory.

Distinctiveness

The principle that unusual events (in a context of similar events) will be recalled and recognized better than uniform (nondistinctive) events.

Encoding

The initial experience of perceiving and learning events.

Encoding specificity principle

The hypothesis that a retrieval cue will be effective to the extent that information encoded from the cue overlaps or matches information in the engram or memory trace.

Engrams

A term indicating the change in the nervous system representing an event; also, memory trace.

Episodic memory

Memory for events in a particular time and place.

Flashbulb memory

Vivid personal memories of receiving the news of some momentous (and usually emotional) event.

Memory traces

A term indicating the change in the nervous system representing an event.

Misinformation effect

When erroneous information occurring after an event is remembered as having been part of

the original event.

Mnemonic devices

A strategy for remembering large amounts of information, usually involving imaging events occurring on a journey or with some other set of memorized cues.

Recoding

The ubiquitous process during learning of taking information in one form and converting it to another form, usually one more easily remembered.

Retrieval

The process of accessing stored information.

Retroactive interference

The phenomenon whereby events that occur after some particular event of interest will usually cause forgetting of the original event.

Semantic memory

The more or less permanent store of knowledge that people have.

Storage

The stage in the learning/memory process that bridges encoding and retrieval; the persistence of memory over time.

References

- Anderson, M. C., Bjork, R., & Bjork, E. L. (1994). Remembering can cause forgetting: Retrieval dynamics in long-term memory. *Journal of Experimental Psychology-Learning Memory and Cognition*, 20, 1063–1087.
- Bartlett, F. C. (1932). *Remembering: A study in experimental and social psychology*. Cambridge: Cambridge University Press.
- Bower, G. H., & Reitman, J. S. (1972). Mnemonic elaboration in multilist learning. *Journal of Verbal Learning and Verbal Behavior*, 11, 478–485.
- Brewer, W. F. (1977). Memory for the pragmatic implications of sentences. *Memory & Cognition*, 5(6), 673–678.
- Brown, R., & Kulik, J. (1977). Flashbulb memories. *Cognition*, 5, 73–99.
- Chan, J.C.K. & McDermott, K.B. (2006). Remembering pragmatic inferences. *Applied Cognitive Psychology*, 20, 633–639.
- Craik, F. I. M., & Lockhart, R. S. (1972). Levels of processing: A framework for memory research. *Journal of Verbal Learning and Verbal Behavior*, 11, 671–684.
- Deese, J. (1959). On the prediction of occurrence of particular verbal intrusions in immediate recall. *Journal of Experimental Psychology*, 58, 17.
- Godden, D. R., & Baddeley, A. D. (1975). Context-dependent memory in two natural environments: On land and underwater. *British Journal of Psychology*, 66 (3), 325–331
- Hunt, R. (2003). Two contributions of distinctive processing to accurate memory. *Journal of Memory and Language*, 48, 811–825.
- Hunt, R., & McDaniel, M. A. (1993). The enigma of organization and distinctiveness. *Journal of Memory and Language*, 32, 421–445.
- Loftus, E. F. (2005). Planting misinformation in the human mind: A 30-year investigation of the malleability of memory. *Learning & Memory*, 12, 361–366.
- McDermott, K. B. (2006). Paradoxical effects of testing: Repeated retrieval attempts enhance the likelihood of later accurate and false recall. *Memory & Cognition*, 34, 261–267.
- McGeoch, J. A. (1932). Forgetting and the law of disuse. *Psychological Review*, 39(4), 352.
- Melton, A. W. (1963). Implications of short-term memory for a general theory of memory. *Journal of Verbal Learning and Verbal Behavior*, 2, 1–21.
- Miller, G. A. (1956). The magical number seven, plus or minus two: Some limits on our capacity for processing information. *Psychological Review*, 63, 81–97.

- Muter, P. (1984). Recognition and recall of words with a single meaning. *Journal of Experimental Psychology: Learning, Memory, and Cognition*, 10, 198–202.
- Nairne, J. S. (2002). The myth of the encoding-retrieval match. *Memory*, 10, 389–395.
- Norman, K. A., & Schacter, D. L. (1997). False recognition in younger and older adults: Exploring the characteristics of illusory memories. *Memory & Cognition*, 25, 838–848.
- Pyc, M. A., & Rawson, K. A. (2009). Testing the retrieval effort hypothesis: Does greater difficulty correctly recalling information lead to higher levels of memory? *Journal of Memory and Language*, 60, 437–447.
- Roediger, H. L. (1980). The effectiveness of four mnemonics in ordering recall. *Journal of Experimental Psychology: Human Learning and Memory*, 6, 558.
- Roediger, H. L., & Karpicke, J. D. (2006). Test-enhanced learning: Taking memory tests improves long-term retention. *Psychological Science*, 17, 249–255.
- Roediger, H. L., & McDermott, K. B. (1995). Creating false memories: Remembering words not presented in lists. *Journal of Experimental Psychology-Learning Memory and Cognition*, 21, 803–814.
- Stadler, M. A., Roediger, H. L., & McDermott, K. B. (1999). Norms for word lists that create false memories. *Memory & Cognition*, 27, 494–500.
- Talarico, J. M., & Rubin, D. C. (2003). Confidence, not consistency, characterizes flashbulb memories. *Psychological Science*, 14, 455–461.
- Tulving, E. (2007). Are there 256 different kinds of memory? In J. S. Nairne (Ed.), *The foundations of remembering: Essays in honor of Henry L. Roediger, III* (pp. 39–52). New York: Psychology Press.
- Tulving, E. (1991). Interview. *Journal of Cognitive Neuroscience*, 3, 89–94.
- Tulving, E., & Bower, G. H. (1975). The logic of memory representations. *The psychology of learning and motivation*, 8, 265–301.
- Tulving, E., & Pearlstone, Z. (1966). Availability versus accessibility of information in memory for words. *Journal of Verbal Learning and Verbal Behavior*, 5, 381–391.
- Tulving, E., & Thomson, D. M. (1973). Encoding specificity and retrieval processes in episodic memory. *Psychological Review*, 80, 352–373.
- Tulving, E., & Thomson, D. M. (1973). Encoding specificity and retrieval processes in episodic memory. *Psychological Review*, 80, 352–373.
- Watkins, M. J. (1975). Inhibition in recall with extralist “cues.” *Journal of Verbal Learning and Verbal Behavior*, 14, 294–303.

Watkins, M. J., & Tulving, E. (1975). Episodic memory: When recognition fails. *Journal of Experimental Psychology: General*, 104, 5–29.

15

Eyewitness Testimony and Memory Biases

Cara Laney & Elizabeth F. Loftus

Eyewitnesses can provide very compelling legal testimony, but rather than recording experiences flawlessly, their memories are susceptible to a variety of errors and biases. They (like the rest of us) can make errors in remembering specific details and can even remember whole events that did not actually happen. In this module, we discuss several of the common types of errors, and what they can tell us about human memory and its interactions with the legal system.

Learning Objectives

- Describe the kinds of mistakes that eyewitnesses commonly make and some of the ways that this can impede justice.
- Explain some of the errors that are common in human memory.
- Describe some of the important research that has demonstrated human memory errors and their consequences.

What Is Eyewitness Testimony?

Eyewitness testimony is what happens when a person witnesses a crime (or accident, or other legally important event) and later gets up on the stand and recalls for the court all the details of the witnessed event. It involves a more complicated process than might initially be

presumed. It includes what happens during the actual crime to facilitate or hamper witnessing, as well as everything that happens from the time the event is over to the later courtroom appearance. The eyewitness may be interviewed by the police and numerous lawyers, describe the perpetrator to several different people, and make an identification of the perpetrator, among other things.



What can happen to our memory from the time we witness an event to the retelling of that event later? What can influence how we remember, or misremember, highly significant events like a crime or accident? [Image: Robert Couse-Baker, <https://goo.gl/OiPUmz>, CC BY 2.0, <https://goo.gl/BRvSA7>]

Why Is Eyewitness Testimony an Important Area of Psychological Research?

When an eyewitness stands up in front of the court and describes what happened from her own perspective, this testimony can be extremely compelling—it is hard for those hearing this testimony to take it “with a grain of salt,” or otherwise adjust its power. But to what extent is this necessary?

There is now a wealth of evidence, from research conducted over several decades, suggesting that eyewitness testimony is probably the most persuasive form of evidence presented in court, but in many cases, its accuracy is dubious. There is also evidence that mistaken eyewitness evidence can lead to wrongful conviction—sending people to prison for years or decades, even to death row, for crimes they did not commit. Faulty eyewitness testimony has been implicated in at least 75% of DNA exoneration cases—more than any other cause (Garrett, 2011). In a particularly famous case, a man named Ronald Cotton was identified by

a rape victim, Jennifer Thompson, as her rapist, and was found guilty and sentenced to life in prison. After more than 10 years, he was exonerated (and the real rapist identified) based on DNA evidence. For details on this case and other (relatively) lucky individuals whose false convictions were subsequently overturned with DNA evidence, see the Innocence Project website (<http://www.innocenceproject.org/>).

There is also hope, though, that many of the errors may be avoidable if proper precautions are taken during the investigative and judicial processes. Psychological science has taught us what some of those precautions might involve, and we discuss some of that science now.

Misinformation



Misinformation can be introduced into the memory of a witness between the time of seeing an event and reporting it later. Something as straightforward as which sort of traffic sign was in place at an intersection can be confused if subjects are exposed to erroneous information after the initial incident.

In an early study of eyewitness memory, undergraduate subjects first watched a slideshow depicting a small red car driving and then hitting a pedestrian (Loftus, Miller, & Burns, 1978). Some subjects were then asked leading questions about what had happened in the slides. For example, subjects were asked, "How fast was the car traveling when it passed the yield sign?" But this question was actually designed to be misleading, because the original slide included a stop sign rather than a yield sign.

Later, subjects were shown pairs of slides. One of the pair was the original slide containing the stop sign; the other was a replacement slide containing a yield sign. Subjects were asked which of the pair they had previously seen. Subjects who had been asked about the yield sign were likely to pick the slide showing the yield sign, even though they had originally seen the slide with the stop sign. In other words, the misinformation in the leading question led to inaccurate memory.

This phenomenon is called the **misinformation effect**, because the misinformation that subjects were exposed to after the event (here in the form of a misleading question) apparently contaminates subjects' memories of what they witnessed. Hundreds of subsequent studies have demonstrated that memory can be contaminated by erroneous information that people are

exposed to after they witness an event (see Frenda, Nichols, & Loftus, 2011; Loftus, 2005). The misinformation in these studies has led people to incorrectly remember everything from small but crucial details of a perpetrator's appearance to objects as large as a barn that wasn't there at all.

These studies have demonstrated that young adults (the typical research subjects in psychology) are often susceptible to misinformation, but that children and older adults can be even more susceptible (Bartlett & Memon, 2007; Ceci & Bruck, 1995). In addition, misinformation effects can occur easily, and without any intention to deceive (Allan & Gabbert, 2008). Even slight differences in the wording of a question can lead to misinformation effects. Subjects in one study were more likely to say yes when asked "Did you see the broken headlight?" than when asked "Did you see a broken headlight?" (Loftus, 1975).

Other studies have shown that misinformation can corrupt memory even more easily when it is encountered in social situations (Gabbert, Memon, Allan, & Wright, 2004). This is a problem particularly in cases where more than one person witnesses a crime. In these cases, witnesses tend to talk to one another in the immediate aftermath of the crime, including as they wait for police to arrive. But because different witnesses are different people with different perspectives, they are likely to see or notice different things, and thus remember different things, even when they witness the same event. So when they communicate about the crime later, they not only reinforce common memories for the event, they also contaminate each other's memories for the event (Gabbert, Memon, & Allan, 2003; Paterson & Kemp, 2006; Takarangi, Parker, & Garry, 2006).

The misinformation effect has been modeled in the laboratory. Researchers had subjects watch a video in pairs. Both subjects sat in front of the same screen, but because they wore differently polarized glasses, they saw two different versions of a video, projected onto a screen. So, although they were both watching the same screen, and believed (quite reasonably) that they were watching the same video, they were actually watching two different versions of the video (Garry, French, Kinzett, & Mori, 2008).

In the video, Eric the electrician is seen wandering through an unoccupied house and helping himself to the contents thereof. A total of eight details were different between the two videos. After watching the videos, the "co-witnesses" worked together on 12 memory test questions. Four of these questions dealt with details that were different in the two versions of the video, so subjects had the chance to influence one another. Then subjects worked individually on 20 additional memory test questions. Eight of these were for details that were different in the two videos. Subjects' accuracy was highly dependent on whether they had discussed the details previously. Their accuracy for items they had *not* previously discussed with their co-

witness was 79%. But for items that they *had* discussed, their accuracy dropped markedly, to 34%. That is, subjects allowed their co-witnesses to corrupt their memories for what they had seen.

Identifying Perpetrators

In addition to correctly remembering many details of the crimes they witness, eyewitnesses often need to remember the faces and other identifying features of the perpetrators of those crimes. Eyewitnesses are often asked to describe that perpetrator to law enforcement and later to make identifications from books of mug shots or lineups. Here, too, there is a substantial body of research demonstrating that eyewitnesses can make serious, but often understandable and even predictable, errors (Caputo & Dunning, 2007; Cutler & Penrod, 1995).

In most jurisdictions in the United States, lineups are typically conducted with pictures, called **photo spreads**, rather than with actual people standing behind one-way glass (Wells, Memon, & Penrod, 2006). The eyewitness is given a set of small pictures of perhaps six or eight individuals who are dressed similarly and photographed in similar circumstances. One of these individuals is the police suspect, and the remainder are “**foils**” or “fillers” (people known to be innocent of the particular crime under investigation). If the eyewitness identifies the



Mistakes in identifying perpetrators can be influenced by a number of factors including poor viewing conditions, too little time to view the perpetrator, or too much delay from time of witnessing to identification.

suspect, then the investigation of that suspect is likely to progress. If a witness identifies a foil or no one, then the police may choose to move their investigation in another direction.

This process is modeled in laboratory studies of eyewitness identifications. In these studies, research subjects witness a mock crime (often as a short video) and then are asked to make an identification from a photo or a live lineup. Sometimes the lineups are target present, meaning that the perpetrator from the mock crime is actually in the lineup, and sometimes they are target absent, meaning that the lineup is made up entirely of foils. The subjects, or **mock witnesses**, are given some instructions and asked to pick the

perpetrator out of the lineup. The particular details of the witnessing experience, the instructions, and the lineup members can all influence the extent to which the mock witness is likely to pick the perpetrator out of the lineup, or indeed to make any selection at all. Mock witnesses (and indeed real witnesses) can make errors in two different ways. They can fail to pick the perpetrator out of a target present lineup (by picking a foil or by neglecting to make a selection), or they can pick a foil in a target absent lineup (wherein the only correct choice is to not make a selection).

Some factors have been shown to make eyewitness identification errors particularly likely. These include poor vision or viewing conditions during the crime, particularly stressful witnessing experiences, too little time to view the perpetrator or perpetrators, too much delay between witnessing and identifying, and being asked to identify a perpetrator from a race other than one's own (Bornstein, Deffenbacher, Penrod, & McGorty, 2012; Brigham, Bennett, Meissner, & Mitchell, 2007; Burton, Wilson, Cowan, & Bruce, 1999; Deffenbacher, Bornstein, Penrod, & McGorty, 2004).

It is hard for the legal system to do much about most of these problems. But there are some things that the justice system can do to help lineup identifications "go right." For example, investigators can put together high-quality, fair lineups. A fair lineup is one in which the suspect and each of the foils is equally likely to be chosen by someone who has read an eyewitness description of the perpetrator but who did not actually witness the crime (Brigham, Ready, & Spier, 1990). This means that no one in the lineup should "stick out," and that everyone should match the description given by the eyewitness. Other important recommendations that have come out of this research include better ways to conduct lineups, "double blind" lineups, unbiased instructions for witnesses, and conducting lineups in a sequential fashion (see Technical Working Group for Eyewitness Evidence, 1999; Wells et al., 1998; Wells & Olson, 2003).

Kinds of Memory Biases

Memory is also susceptible to a wide variety of other biases and errors. People can forget events that happened to them and people they once knew. They can mix up details across time and place. They can even remember whole complex events that never happened at all. Importantly, these errors, once made, can be very hard to unmake. A memory is no less "memorable" just because it is wrong.

Some small memory errors are commonplace, and you have no doubt experienced many of them. You set down your keys without paying attention, and then cannot find them later when

you go to look for them. You try to come up with a person's name but cannot find it, even though you have the sense that it is right at the tip of your tongue (psychologists actually call this the tip-of-the-tongue effect, or TOT) (Brown, 1991).

Other sorts of memory biases are more complicated and longer lasting. For example, it turns out that our expectations and beliefs about how the world works can have huge influences on our memories. Because many aspects of our everyday lives are full of redundancies, our memory systems take advantage of the recurring patterns by forming and using schemata, or memory templates (Alba & Hasher, 1983; Brewer & Treyens, 1981). Thus, we know to expect that a library will have shelves and tables and librarians, and so we don't have to spend energy noticing these at the time. The result of this lack of attention, however, is that one is likely to remember schema-consistent information (such as tables), and to remember them in a rather generic way, whether or not they were actually present.



For most of our experiences schematas are a benefit and help with information overload. However, they may make it difficult or impossible to recall certain details of a situation later. Do you recall the library as it actually was or the library as approximated by your library schemata? [Dan Kleinman, <https://goo.gl/07xyDD>, CC BY 2.0, <https://goo.gl/BRvSA7>]

False Memory

Some memory errors are so “large” that they almost belong in a class of their own: false memories. Back in the early 1990s a pattern emerged whereby people would go into therapy for depression and other everyday problems, but over the course of the therapy develop memories for violent and horrible victimhood (Loftus & Ketcham, 1994). These patients' therapists claimed that the patients were recovering genuine memories of real childhood abuse, buried deep in their minds for years or even decades. But some experimental psychologists believed that the memories were instead likely to be false—created in therapy. These researchers then set out to see whether it would indeed be possible for wholly false memories to be created by procedures similar to those used in these patients' therapy.

In early false memory studies, undergraduate subjects' family members were recruited to provide events from the students' lives. The student subjects were told that the researchers

had talked to their family members and learned about four different events from their childhoods. The researchers asked if the now undergraduate students remembered each of these four events—introduced via short hints. The subjects were asked to write about each of the four events in a booklet and then were interviewed two separate times. The trick was that one of the events came from the researchers rather than the family (and the family had actually assured the researchers that this event had *not* happened to the subject). In the first such study, this researcher-introduced event was a story about being lost in a shopping mall and rescued by an older adult. In this study, after just being asked whether they remembered these events occurring on three separate occasions, a quarter of subjects came to believe that they had indeed been lost in the mall (Loftus & Pickrell, 1995). In subsequent studies, similar procedures were used to get subjects to believe that they nearly drowned and had been rescued by a lifeguard, or that they had spilled punch on the bride's parents at a family wedding, or that they had been attacked by a vicious animal as a child, among other events (Heaps & Nash, 1999; Hyman, Husband, & Billings, 1995; Porter, Yuille, & Lehman, 1999).

More recent false memory studies have used a variety of different manipulations to produce false memories in substantial minorities and even occasional majorities of manipulated subjects (Braun, Ellis, & Loftus, 2002; Lindsay, Hagen, Read, Wade, & Garry, 2004; Mazzoni, Loftus, Seitz, & Lynn, 1999; Seamon, Philbin, & Harrison, 2006; Wade, Garry, Read, & Lindsay, 2002). For example, one group of researchers used a mock-advertising study, wherein subjects were asked to review (fake) advertisements for Disney vacations, to convince subjects that they had once met the character Bugs Bunny at Disneyland—an impossible false memory because Bugs is a Warner Brothers character (Braun et al., 2002). Another group of researchers photoshopped childhood photographs of their subjects into a hot air balloon picture and then asked the subjects to try to remember and describe their hot air balloon experience (Wade et al., 2002). Other researchers gave subjects unmanipulated class photographs from their childhoods along with a fake story about a class prank, and thus enhanced the likelihood that subjects would falsely remember the prank (Lindsay et al., 2004).

Using a false feedback manipulation, we have been able to persuade subjects to falsely remember having a variety of childhood experiences. In these studies, subjects are told (falsely) that a powerful computer system has analyzed questionnaires that they completed previously and has concluded that they had a particular experience years earlier. Subjects apparently believe what the computer says about them and adjust their memories to match this new information. A variety of different false memories have been implanted in this way. In some studies, subjects are told they once got sick on a particular food (Bernstein, Laney, Morris, & Loftus, 2005). These memories can then spill out into other aspects of subjects' lives, such that they often become less interested in eating that food in the future (Bernstein & Loftus, 2009b). Other false memories implanted with this methodology include having an

unpleasant experience with the character Pluto at Disneyland and witnessing physical violence between one's parents (Berkowitz, Laney, Morris, Garry, & Loftus, 2008; Laney & Loftus, 2008).

Importantly, once these false memories are implanted—whether through complex methods or simple ones—it is extremely difficult to tell them apart from true memories (Bernstein & Loftus, 2009a; Laney & Loftus, 2008).

Conclusion

To conclude, eyewitness testimony is very powerful and convincing to jurors, even though it is not particularly reliable. Identification errors occur, and these errors can lead to people being falsely accused and even convicted. Likewise, eyewitness memory can be corrupted by leading questions, misinterpretations of events, conversations with co-witnesses, and their own expectations for what should have happened. People can even come to remember whole events that never occurred.

The problems with memory in the legal system are real. But what can we do to start to fix them? A number of specific recommendations have already been made, and many of these are in the process of being implemented (e.g., Steblay & Loftus, 2012; Technical Working Group for Eyewitness Evidence, 1999; Wells et al., 1998). Some of these recommendations are aimed at specific legal procedures, including when and how witnesses should be interviewed, and how lineups should be constructed and conducted. Other recommendations call for appropriate education (often in the form of expert witness testimony) to be provided to jury members and others tasked with assessing eyewitness memory. Eyewitness testimony can be of great value to the legal system, but decades of research now argues that this testimony is often given far more weight than its accuracy justifies.

Outside Resources

Video 1: Eureka Foong's - The Misinformation Effect. This is a student-made video illustrating this phenomenon of altered memory. It was one of the winning entries in the 2014 Noba Student Video Award.

<https://www.youtube.com/watch?v=iMPIWkFtd88>

Video 2: Ang Rui Xia & Ong Jun Hao's - The Misinformation Effect. Another student-made video exploring the misinformation effect. Also an award winner from 2014.

<https://www.youtube.com/watch?v=gsn9iKmOJLQ>

Discussion Questions

1. Imagine that you are a juror in a murder case where an eyewitness testifies. In what ways might your knowledge of memory errors affect your use of this testimony?
2. How true to life do you think television shows such as CSI or Law & Order are in their portrayals of eyewitnesses?
3. Many jurisdictions in the United States use "show-ups," where an eyewitness is brought to a suspect (who may be standing on the street or in handcuffs in the back of a police car) and asked, "Is this the perpetrator?" Is this a good or bad idea, from a psychological perspective? Why?

Vocabulary

False memories

Memory for an event that never actually occurred, implanted by experimental manipulation or other means.

Foils

Any member of a lineup (whether live or photograph) other than the suspect.

Misinformation effect

A memory error caused by exposure to incorrect information between the original event (e.g., a crime) and later memory test (e.g., an interview, lineup, or day in court).

Mock witnesses

A research subject who plays the part of a witness in a study.

Photo spreads

A selection of normally small photographs of faces given to a witness for the purpose of identifying a perpetrator.

Schema (plural: schemata)

A memory template, created through repeated exposure to a particular class of objects or events.

References

- Alba, J. W., & Hasher, L. (1983). Is memory schematic? *Psychological Bulletin*, 93, 203–231.
- Allan, K., & Gabbert, F. (2008). I still think it was a banana: Memorable 'lies' and forgettable 'truths'. *Acta Psychologica*, 127(2), 299–308.
- Bartlett, J. C., & Memon, A. (2007). Eyewitness memory in young and older adults In: M.P.Toglia, J.D. Read, D.F. Ross & R.C.A Lindsay (Eds.), *The handbook of eyewitness psychology: Volume II: Memory for people* (pp. 309–338). Mahwah, NJ: Lawrence Erlbaum.
- Berkowitz, S. R., Laney, C., Morris, E. K., Garry, M., & Loftus, E. F. (2008). Pluto behaving badly: False beliefs and their consequences. *American Journal of Psychology*, 121, 643–660
- Bernstein, D. M., & Loftus, E. F. (2009b). The consequences of false memories for food preferences and choices. *Perspectives on Psychological Science*, 4, 135–139.
- Bernstein, D. M., & Loftus, E. F., (2009a). How to tell if a particular memory is true or false. *Perspectives on Psychological Science*, 4, 370–374.
- Bernstein, D. M., Laney, C., Morris, E. K., & Loftus, E. F. (2005). False memories about food can lead to food avoidance. *Social Cognition*, 23, 11–34.
- Bornstein, B. H., Deffenbacher, K. A., Penrod, S. D., & McGorty, E. K. (2012). Effects of exposure time and cognitive operations on facial identification accuracy: A meta-analysis of two variables associated with initial memory strength. *Psychology, Crime, & Law*, 18, 473–490.
- Braun, K. A., Ellis, R., & Loftus, E. F. (2002). Make my memory: How advertising can change our memories of the past. *Psychology and Marketing*, 19, 1–23.
- Brewer, W. F., & Treyens, J. C. (1981). Role of schemata in memory for places. *Cognitive Psychology*, 13, 207–230.
- Brigham, J. C., Bennett, L. B., Meissner, C. A., & Mitchell, T. L. (2007). The influence of race on eyewitness memory. In R. C. L. Lindsay, D. F. Ross, J. D. Read, & M. P. Toglia (Eds.), *Handbook of eyewitness psychology, Vol. 2: Memory for people* (pp. 257–281). Mahwah, NJ: Lawrence Erlbaum.
- Brown, A. S. (1991). A review of tip of the tongue experience. *Psychological Bulletin*, 109, 79–91.
- Burton, A. M., Wilson, S., Cowan, M., & Bruce, V. (1999). Face recognition in poor-quality video: Evidence from security surveillance. *Psychological Science*, 10(3), 243–248.
- Caputo, D. D., & Dunning, D. (2007). Distinguishing accurate identifications from erroneous ones: Post-dictive indicators of eyewitness accuracy. In R.C.L. Lindsay, D.F. Ross, J.D. Read, & M.P. Toglia (Eds.), *Handbook of Eyewitness Psychology, Vol 2: Memory for people* (pp.427–449). Mahwah, NJ: Lawrence Erlbaum.

- Ceci, S. J., & Bruck, M. (1995). *Jeopardy in the courtroom: A scientific analysis of children's testimony*. American Psychological Association.
- Cutler, B. L., & Penrod, S. D. (1995). *Mistaken identification: The eyewitness, psychology and the law*. Cambridge, UK: Cambridge University Press.
- Deffenbacher, K. A., Bornstein, B. H., Penrod, S. D., & McGorty, E. K. (2004). A meta-analytic review of the effects of high stress on eyewitness memory. *Law and Human Behavior, 28*, 687-706.
- Frenda, S. J., Nichols, R. M., & Loftus, E. F. (2011). Current issues and advances in misinformation research. *Current Directions in Psychological Science, 20*(1), 20-23.
- Gabbert, F., Memon, A., Allan, K., & Wright, D. B. (2004). Say it to my face: Examining the effects of socially encountered misinformation. *Legal and Criminological Psychology, 9*(2), 215-227.
- Garrett, B. L. (2011). *Convicting the innocent*. Cambridge, MA: Harvard University Press.
- Garry, M., French, L., Kinzett, T., & Mori, K. (2008). Eyewitness memory following discussion: Using the MORI technique with a Western sample. *Applied Cognitive Psychology: The Official Journal of the Society for Applied Research in Memory and Cognition, 22*(4), 431-439.
- Heaps, C., & Nash, M. (1999). Individual differences in imagination inflation. *Psychonomic Bulletin and Review, 6*, 313-338.
- Hyman, I. E., Jr., Husband, T. H., & Billings, F. J. (1995). False memories of childhood experiences. *Applied Cognitive Psychology, 9*, 181-197.
- Laney, C., & Loftus, E. F. (2008). Emotional content of true and false memories. *Memory, 16*, 500-516.
- Lindsay, D. S., Hagen, L., Read, J. D., Wade, K. A., & Garry, M. (2004). True photographs and false memories. *Psychological Science, 15*, 149-154.
- Loftus, E. F. (2005). Planting misinformation in the human mind: A 30-year investigation of the malleability of memory. *Learning & Memory, 12*(4), 361-366.
- Loftus, E. F. (1975). Leading questions and the eyewitness report. *Cognitive Psychology, 7*(4), 560-572.
- Loftus, E. F., & Pickrell, J. E. (1995). The formation of false memories. *Psychiatric Annals, 25*, 720-725.
- Loftus, E. F., Ketcham, K. (1994). *The myth of repressed memory*. New York, NY: St. Martin's Press.
- Loftus, E. F., Miller, D. G., & Burns, H. J. (1978). Semantic integration of verbal information into a visual memory. *Journal of Experimental Psychology: Human Learning and Memory, 4*(1), 19.
- Mazzoni, G. A. L., Loftus, E. F., Seitz, A., & Lynn, S. J. (1999). Changing beliefs and memories

- through dream interpretation. *Applied Cognitive Psychology*, 13, 125–144.
- Paterson, H. M., & Kemp, R. I. (2006). Co-witnesses talk: A survey of eyewitness discussion. *Psychology, Crime & Law*, 12(2), 181–191.
- Porter, S., Yuille, J. C., & Lehman, D. R. (1999). The nature of real, implanted, and fabricated memories for emotional childhood events: Implications for the recovered memory debate. *Law and Human Behavior*, 23, 517–537.
- Seamon, J. G., Philbin, M. M., & Harrison, L. G. (2006). Do you remember proposing marriage to the Pepsi machine? False recollections from a campus walk. *Psychonomic Bulletin & Review*, 13, 752–7596.
- Stebay, N. M., & Loftus, E. F. (2012). Eyewitness memory and the legal system. In E. Shafir (Ed.), *The behavioural foundations of public policy* (pp. 145–162). Princeton, NJ: Princeton University Press.
- Takarangi, M. K., Parker, S., & Garry, M. (2006). Modernising the misinformation effect: The development of a new stimulus set. *Applied Cognitive Psychology: The Official Journal of the Society for Applied Research in Memory and Cognition*, 20(5), 583–590.
- Technical Working Group for Eyewitness Evidence. (1999). *Eyewitness evidence: A trainer's manual for law enforcement*. Research Report. Washington, DC: U.S. Department of Justice.
- Wade, K. A., Garry, M., Read, J. D., & Lindsay, S. A. (2002). A picture is worth a thousand lies. *Psychonomic Bulletin and Review*, 9, 597–603.
- Wells, G. L., & Olson, E. A. (2003). Eyewitness testimony. *Annual Review of Psychology*, 54, 277–295.
- Wells, G. L., Memon, A., & Penrod, S. D. (2006). Eyewitness evidence: Improving its probative value. *Psychological Science in the Public Interest*, 7(2), 45–75.
- Wells, G. L., Small, M., Penrod, S., Malpass, R. S., Fulero, S. M., & Brimacombe, C. A. E. (1998). Eyewitness identification procedures: Recommendations for lineups and photospreads. *Law and Human Behavior*, 22, 603–647.

Cognition, Language and Intelligence

16

Judgment and Decision Making

Max H. Bazerman

Humans are not perfect decision makers. Not only are we not perfect, but we depart from perfection or rationality in systematic and predictable ways. The understanding of these systematic and predictable departures is core to the field of judgment and decision making. By understanding these limitations, we can also identify strategies for making better and more effective decisions.

Learning Objectives

- Understand the systematic biases that affect our judgment and decision making.
- Develop strategies for making better decisions.
- Experience some of the biases through sample decisions.

Introduction

Every day you have the opportunity to make countless decisions: should you eat dessert, cheat on a test, or attend a sports event with your friends. If you reflect on your own history of choices you will realize that they vary in quality; some are rational and some are not. This module provides an overview of decision making and includes discussion of many of the common biases involved in this process.

In his Nobel Prize-winning work, psychologist Herbert Simon (1957; March & Simon, 1958) argued that our decisions are bounded in their rationality. According to the bounded

rationality framework, human beings try to make rational decisions (such as weighing the costs and benefits of a choice) but our cognitive limitations prevent us from being fully rational. Time and cost constraints limit the quantity and quality of the information that is available to us. Moreover, we only retain a relatively small amount of information in our usable memory. And limitations on intelligence and perceptions constrain the ability of even very bright decision makers to accurately make the best choice based on the information that is available.

About 15 years after the publication of Simon's seminal work, Tversky and Kahneman (1973, 1974; Kahneman & Tversky, 1979) produced their own Nobel Prize-winning research, which provided critical information about specific systematic and predictable **biases**, or mistakes, that influence judgment (Kahneman received the prize after Tversky's death). The work of Simon, Tversky, and Kahneman paved the way to our modern understanding of judgment and decision making. And their two Nobel prizes signaled the broad acceptance of the field of behavioral decision research as a mature area of intellectual study.

What Would a Rational Decision Look Like?



People often have to use incomplete information and intuition to make even the most important of decisions. A fully rational decision requires a careful, systematic process. [Image: CC0 Public Domain, <https://goo.gl/m25gce>]

Imagine that during your senior year in college, you apply to a number of doctoral programs, law schools, or business schools (or another set of programs in whatever field most interests you). The good news is that you receive many acceptance letters. So, how should you decide where to go? Bazerman and Moore (2013) outline the following six steps that you should take to make a rational decision: (1) define the problem (i.e., selecting the right graduate program), (2) identify the criteria necessary to judge the multiple options (location, prestige, faculty, etc.), (3) weight the criteria (rank them in terms of importance to you), (4) generate alternatives (the schools that admitted you), (5) rate each alternative on each criterion (rate each school on each

criterion that you identified, and (6) compute the optimal decision. Acting rationally would require that you follow these six steps in a fully rational manner.

I strongly advise people to think through important decisions such as this in a manner similar to this process. Unfortunately, we often don't. Many of us rely on our intuitions far more than we should. And when we do try to think systematically, the way we enter data into such formal decision-making processes is often biased.

Fortunately, psychologists have learned a great deal about the biases that affect our thinking. This knowledge about the systematic and predictable mistakes that even the best and the brightest make can help you identify flaws in your thought processes and reach better decisions.

Biases in Our Decision Process

Simon's concept of bounded rationality taught us that judgment deviates from rationality, but it did not tell us *how* judgment is biased. Tversky and Kahneman's (1974) research helped to diagnose the specific systematic, directional biases that affect human judgment. These biases are created by the tendency to short-circuit a rational decision process by relying on a number of simplifying strategies, or rules of thumb, known as **heuristics**. Heuristics allow us to cope with the complex environment surrounding our decisions. Unfortunately, they also lead to systematic and predictable biases.

To highlight some of these biases please answer the following three quiz items:

Problem 1 (adapted from Alpert & Raiffa, 1969):

Listed below are 10 uncertain quantities. Do not look up any information on these items. For each, write down your best estimate of the quantity. Next, put a lower and upper bound around your estimate, such that you are 98 percent confident that your range surrounds the actual quantity. Respond to each of these items even if you admit to knowing very little about these quantities.

1. The first year the Nobel Peace Prize was awarded
2. The date the French celebrate "Bastille Day"
3. The distance from the Earth to the Moon
4. The height of the Leaning Tower of Pisa
5. Number of students attending Oxford University (as of 2014)
6. Number of people who have traveled to space (as of 2013)

7. 2012-2013 annual budget for the University of Pennsylvania
8. Average life expectancy in Bangladesh (as of 2012)
9. World record for pull-ups in a 24-hour period
10. Number of colleges and universities in the Boston metropolitan area

Problem 2 (adapted from Joyce & Biddle, 1981):

We know that executive fraud occurs and that it has been associated with many recent financial scandals. And, we know that many cases of management fraud go undetected even when annual audits are performed. Do you think that the incidence of significant executive-level management fraud is more than 10 in 1,000 firms (that is, 1 percent) audited by Big Four accounting firms?

1. Yes, more than 10 in 1,000 Big Four clients have significant executive-level management fraud.
2. No, fewer than 10 in 1,000 Big Four clients have significant executive-level management fraud.

What is your estimate of the number of Big Four clients per 1,000 that have significant executive-level management fraud? (Fill in the blank below with the appropriate number.)

_____ in 1,000 Big Four clients have significant executive-level management fraud.

Problem 3 (adapted from Tversky & Kahneman, 1981):

Imagine that the United States is preparing for the outbreak of an unusual avian disease that is expected to kill 600 people. Two alternative programs to combat the disease have been proposed. Assume that the exact scientific estimates of the consequences of the programs are as follows.

1. Program A: If Program A is adopted, 200 people will be saved.
2. Program B: If Program B is adopted, there is a one-third probability that 600 people will be saved and a two-thirds probability that no people will be saved.

Which of the two programs would you favor?

Overconfidence

On the first problem, if you set your ranges so that you were justifiably 98 percent confident, you should expect that approximately 9.8, or nine to 10, of your ranges would include the actual value. So, let's look at the correct answers:

1. 1901
2. 14th of July
3. 384,403 km (238,857 mi)
4. 56.67 m (183 ft)
5. 22,384 (as of 2014)
6. 536 people (as of 2013)
7. \$6.007 billion
8. 70.3 years (as of 2012)
9. 4,321
10. 52

Count the number of your 98% ranges that actually surrounded the true quantities. If you surrounded nine to 10, you were appropriately confident in your judgments. But most readers surround only between three (30%) and seven (70%) of the correct answers, despite claiming 98% confidence that each range would surround the true value. As this problem shows, humans tend to be overconfident in their judgments.



Overconfidence is a natural part of most people's decision-making process and this can get us into trouble. Is it possible to overcome our faulty thinking? Perhaps. See the "Fixing Our Decisions" section below. [Image: Barn Images, <https://goo.gl/IYzbDV>, CC BY 2.0, <https://goo.gl/BRvSA7>]

Anchoring

Regarding the second problem, people vary a great deal in their final assessment of the level of executive-level management fraud, but most think that 10 out of 1,000 is too low. When I run this exercise in class, half of the students respond to the question that I asked you to answer. The other half receive a similar problem, but instead are asked whether the correct answer is higher or lower than 200 rather than 10. Most people think that 200 is high. But, again, most people claim that this "anchor" does not affect their final estimate. Yet, on average,

people who are presented with the question that focuses on the number 10 (out of 1,000) give answers that are about one-half the size of the estimates of those facing questions that use an anchor of 200. When we are making decisions, any initial anchor that we face is likely to influence our judgments, even if the anchor is arbitrary. That is, we insufficiently adjust our judgments away from the anchor.

Framing

Turning to Problem 3, most people choose Program A, which saves 200 lives for sure, over Program B. But, again, if I was in front of a classroom, only half of my students would receive this problem. The other half would have received the same set-up, but with the following two options:

1. Program C: If Program C is adopted, 400 people will die.
2. Program D: If Program D is adopted, there is a one-third probability that no one will die and a two-thirds probability that 600 people will die.

Which of the two programs would you favor?

Careful review of the two versions of this problem clarifies that they are objectively the same. Saving 200 people (Program A) means losing 400 people (Program C), and Programs B and D are also objectively identical. Yet, in one of the most famous problems in judgment and decision making, most individuals choose Program A in the first set and Program D in the second set (Tversky & Kahneman, 1981). People respond very differently to saving versus losing lives—even when the difference is based just on the “framing” of the choices.

The problem that I asked you to respond to was framed in terms of saving lives, and the implied reference point was the worst outcome of 600 deaths. Most of us, when we make decisions that concern gains, are risk averse; as a consequence, we lock in the possibility of saving 200 lives for sure. In the alternative version, the problem is framed in terms of losses. Now the implicit reference point is the best outcome of no deaths due to the avian disease. And in this case, most people are risk seeking when making decisions regarding losses.

These are just three of the many biases that affect even the smartest among us. Other research shows that we are biased in favor of information that is easy for our minds to retrieve, are insensitive to the importance of base rates and sample sizes when we are making inferences, assume that random events will always look random, search for information that confirms our expectations even when disconfirming information would be more informative, claim a

priori knowledge that didn't exist due to the hindsight bias, and are subject to a host of other effects that continue to be developed in the literature (Bazerman & Moore, 2013).

Contemporary Developments



The concept of bounded willpower may explain why many of us are better shoppers than savers. [Image: CC0 Public Domain, <https://goo.gl/m25gce>]

Bounded rationality served as the integrating concept of the field of behavioral decision research for 40 years. Then, in 2000, Thaler (2000) suggested that decision making is bounded in two ways not precisely captured by the concept of bounded rationality. First, he argued that our willpower is bounded and that, as a consequence, we give greater weight to present concerns than to future concerns. Our immediate motivations are often inconsistent with our long-term interests in a variety of ways, such as the common failure to save adequately for retirement or the difficulty many people have staying on a diet. Second, Thaler suggested that our self-interest is bounded such that we care about the outcomes of others. Sometimes we positively value the

outcomes of others—giving them more of a commodity than is necessary out of a desire to be fair, for example. And, in unfortunate contexts, we sometimes are willing to forgo our own benefits out of a desire to harm others.

My colleagues and I have recently added two other important bounds to the list. Chugh, Banaji, and Bazerman (2005) and Banaji and Bhaskar (2000) introduced the concept of bounded ethicality, which refers to the notion that our ethics are limited in ways we are not even aware of ourselves. Second, Chugh and Bazerman (2007) developed the concept of bounded awareness to refer to the broad array of focusing failures that affect our judgment, specifically the many ways in which we fail to notice obvious and important information that is available to us.

A final development is the application of judgment and decision-making research to the areas of behavioral economics, behavioral finance, and behavioral marketing, among others. In

each case, these fields have been transformed by applying and extending research from the judgment and decision-making literature.

Fixing Our Decisions

Ample evidence documents that even smart people are routinely impaired by biases. Early research demonstrated, unfortunately, that awareness of these problems does little to reduce bias (Fischhoff, 1982). The good news is that more recent research documents interventions that do help us overcome our faulty thinking (Bazerman & Moore, 2013).

One critical path to fixing our biases is provided in Stanovich and West's (2000) distinction between **System 1** and **System 2** decision making. System 1 processing is our intuitive system, which is typically fast, automatic, effortless, implicit, and emotional. System 2 refers to decision making that is slower, conscious, effortful, explicit, and logical. The six logical steps of decision making outlined earlier describe a System 2 process.

Clearly, a complete System 2 process is not required for every decision we make. In most situations, our System 1 thinking is quite sufficient; it would be impractical, for example, to logically reason through every choice we make while shopping for groceries. But, preferably, System 2 logic should influence our most important decisions. Nonetheless, we use our System 1 processes for most decisions in life, relying on it even when making important decisions.

The key to reducing the effects of bias and improving our decisions is to transition from trusting our intuitive System 1 thinking toward engaging more in deliberative System 2 thought. Unfortunately, the busier and more rushed people are, the more they have on their minds, and the more likely they are to rely on System 1 thinking (Chugh, 2004). The frantic pace of professional life suggests that executives often rely on System 1 thinking (Chugh, 2004).

Fortunately, it is possible to identify conditions where we rely on intuition at our peril and substitute more deliberative thought. One fascinating example of this substitution comes from journalist Michael Lewis' (2003) account of how Billy Beane, the general manager of the Oakland Athletics, improved the outcomes of the failing baseball team after recognizing that the intuition of baseball executives was limited and systematically biased and that their intuitions had been incorporated into important decisions in ways that created enormous mistakes. Lewis (2003) documents that baseball professionals tend to overgeneralize from their personal experiences, be overly influenced by players' very recent performances, and overweigh what they see with their own eyes, despite the fact that players' multiyear records

provide far better data. By substituting valid predictors of future performance (System 2 thinking), the Athletics were able to outperform expectations given their very limited payroll.

Another important direction for improving decisions comes from Thaler and Sunstein's (2008) book *Nudge: Improving Decisions about Health, Wealth, and Happiness*. Rather than setting out to debias human judgment, Thaler and Sunstein outline a strategy for how "decision architects" can change environments in ways that account for human bias and trigger better decisions as a result. For example, Beshears, Choi, Laibson, and Madrian (2008) have shown that simple changes to defaults can dramatically improve people's decisions. They tackle the failure of many people to save for retirement and show that a simple change can significantly influence enrollment in 401(k) programs. In most companies, when you start your job, you need to proactively sign up to join the company's retirement savings plan. Many people take years before getting around to doing so. When, instead, companies automatically enroll their employees in 401(k) programs and give them the opportunity to "opt out," the net enrollment rate rises significantly. By changing defaults, we can counteract the human tendency to live with the status quo.



Nudges can be used to help people make better decisions about saving for retirement. [Image: Tax Credits, <https://goo.gl/YLuyth>, CC BY 2.0, <https://goo.gl/BRvSA7>]

Similarly, Johnson and Goldstein's (2003) cross-European organ donation study reveals that countries that have opt-in organ donation policies, where the default is not to harvest people's organs without their prior consent, sacrifice thousands of lives in comparison to opt-out policies, where the default is to harvest organs. The United States and too many other countries require that citizens opt in to organ donation through a proactive effort; as a consequence, consent rates range between 4.25%–44% across these countries. In contrast, changing the decision architecture to an opt-out policy improves consent rates to 85.9% to 99.98%. Designing the donation system with knowledge of the power of defaults can dramatically change donation rates without changing the options available to citizens. In contrast, a more intuitive strategy, such as the one in place in the United States, inspires defaults that result in many unnecessary deaths.

Concluding Thoughts

Our days are filled with decisions ranging from the small (what should I wear today?) to the important (should we get married?). Many have real world consequences on our health, finances and relationships. Simon, Kahneman, and Tversky created a field that highlights the surprising and predictable deficiencies of the human mind when making decisions. As we understand more about our own biases and thinking shortcomings we can begin to take them into account or to avoid them. Only now have we reached the frontier of using this knowledge to help people make better decisions.

Outside Resources

Book: Bazerman, M. H., & Moore, D. (2013). *Judgment in managerial decision making* (8th ed.). John Wiley & Sons Inc.

Book: Kahneman, D. (2011) *Thinking, Fast and Slow*. New York, NY: Farrar, Straus and Giroux.

Book: Thaler, R. H., & Sunstein, C. R. (2008). *Nudge: Improving Decisions about Health, Wealth, and Happiness*. New Haven, CT: Yale University Press.

Discussion Questions

1. Are the biases in this module a problem in the real world?
2. How would you use this module to be a better decision maker?
3. Can you see any biases in today's newspaper?

Vocabulary

Anchoring

The bias to be affected by an initial anchor, even if the anchor is arbitrary, and to insufficiently adjust our judgments away from that anchor.

Biases

The systematic and predictable mistakes that influence the judgment of even very talented human beings.

Bounded awareness

The systematic ways in which we fail to notice obvious and important information that is available to us.

Bounded ethicality

The systematic ways in which our ethics are limited in ways we are not even aware of ourselves.

Bounded rationality

Model of human behavior that suggests that humans try to make rational decisions but are bounded due to cognitive limitations.

Bounded self-interest

The systematic and predictable ways in which we care about the outcomes of others.

Bounded willpower

The tendency to place greater weight on present concerns rather than future concerns.

Framing

The bias to be systematically affected by the way in which information is presented, while holding the objective information constant.

Heuristics

cognitive (or thinking) strategies that simplify decision making by using mental short-cuts

Overconfident

The bias to have greater confidence in your judgment than is warranted based on a rational assessment.

System 1

Our intuitive decision-making system, which is typically fast, automatic, effortless, implicit, and emotional.

System 2

Our more deliberative decision-making system, which is slower, conscious, effortful, explicit, and logical.

References

- Alpert, M., & Raiffa, H. (1969). A progress report on the training of probability assessors. Unpublished Report.
- Banaji, M. R., & Bhaskar, R. (2000). Implicit stereotypes and memory: The bounded rationality of social beliefs. In D. L. Schacter & E. Scarry (Eds.), *Memory, brain, and belief* (pp. 139–175). Cambridge, MA: Harvard University Press.
- Bazerman, M. H., & Moore, D. (2013). *Judgment in managerial decision making* (8th ed.). John Wiley & Sons Inc.
- Beshears, J., Choi, J. J., Laibson, D., & Madrian, B. C. (2008). The importance of default options for retirement saving outcomes: Evidence from the United States. In S. J. Kay & T. Sinha (Eds.), *Lessons from pension reform in the Americas* (pp. 59–87). Oxford: Oxford University Press.
- Chugh, D. (2004). Societal and managerial implications of implicit social cognition: Why milliseconds matter. *Social Justice Research*, 17(2), 203–222.
- Chugh, D., & Bazerman, M. H. (2007). Bounded awareness: What you fail to see can hurt you. *Mind & Society*, 6(1), 1–18.
- Chugh, D., Banaji, M. R., & Bazerman, M. H. (2005). Bounded ethicality as a psychological barrier to recognizing conflicts of interest. In D. Moore, D. M. Cain, G. Loewenstein, & M. H. Bazerman (Eds.), *Conflicts of Interest* (pp. 74–95). New York, NY: Cambridge University Press.
- Fischhoff, B. (1982). Debiasing. In D. Kahneman, P. Slovic, & A. Tversky (Eds.), *Judgment under uncertainty: Heuristics and biases* (pp. 422–444). New York, NY: Cambridge University Press.
- Johnson, E. J., & Goldstein, D. (2003). Do defaults save lives? *Science* 302(5649), 1338–1339.
- Joyce, E. J., & Biddle, G. C. (1981). Are auditors' judgments sufficiently regressive? *Journal of Accounting Research*, 19(2), 323–349.
- Kahneman, D., & Tversky, A. (1979). Prospect theory: An analysis of decision under risk. *Econometrica*, 47(2), 263–292.
- Lewis, M. (2003). *Moneyball: The art of winning an unfair game*. New York, NY: W.W. Norton & Company Ltd.
- March, J. G., & Simon, H. A. (1958). *Organizations*. Oxford: Wiley.
- Simon, H. A. (1957). *Models of man, social and rational: Mathematical essays on rational human behavior in a social setting*. New York, NY: John Wiley & Sons.
- Stanovich, K. E., & West, R. F. (2000). Individual differences in reasoning: Implications for the rationality debate? *Behavioral and Brain Sciences*, 23, 645–726.

- Thaler, R. H. (2000). From homo economicus to homo sapiens. *Journal of Economics Perspectives*, 14, 133–141.
- Thaler, R. H., & Sunstein, C. R. (2008). *Nudge: Improving decisions about health, wealth, and happiness*. New Haven, CT: Yale University Press.
- Tversky, A., & Kahneman, D. (1981). The framing of decisions and the psychology of choice. *Science, New Series*, 211(4481), 453–458.
- Tversky, A., & Kahneman, D. (1974). Judgment under uncertainty: Heuristics and biases. *Science, New Series*, 185(4157), 1124–1131.
- Tversky, A., & Kahneman, D. (1973). Availability: A heuristic for judging frequency and probability. *Cognitive Psychology*, 5(2), 207–232.

17

Language and Language Use

Yoshihisa Kashima

Humans have the capacity to use complex language, far more than any other species on Earth. We cooperate with each other to use language for communication; language is often used to communicate about and even construct and maintain our social world. Language use and human sociality are inseparable parts of *Homo sapiens* as a biological species.

Learning Objectives

- Define basic terms used to describe language use.
- Describe the process by which people can share new information by using language.
- Characterize the typical content of conversation and its social implications.
- Characterize psychological consequences of language use and give an example.

Introduction

Imagine two men of 30-something age, Adam and Ben, walking down the corridor. Judging from their clothing, they are young businessmen, taking a break from work. They then have this exchange.

Adam: "You know, Gary bought a ring."

Ben: "Oh yeah? For Mary, isn't it?" (Adam nods.)

If you are watching this scene and hearing their conversation, what can you guess from this? First of all, you'd guess that Gary bought a ring for Mary, whoever Gary and Mary might be. Perhaps you would infer that Gary is getting married to Mary. What else can you guess? Perhaps that Adam and Ben are fairly close colleagues, and both of them know Gary and Mary reasonably well. In other words, you can guess the social relationships surrounding the people who are engaging in the conversation and the people whom they are talking about.

Language is used in our everyday lives. If psychology is a science of behavior, scientific investigation of language *use* must be one of the most central topics—this is because language use is ubiquitous. Every human group has a language; human infants (except those who have unfortunate disabilities) learn at least one language without being taught explicitly. Even when children who don't have much language to begin with are brought together, they can begin to develop and use their own language. There is at least one known instance where children who had had little language were brought together and developed their own language spontaneously with minimum input from adults. In Nicaragua in the 1980s, deaf children who were separately raised in various locations were brought together to schools for the first time. Teachers tried to teach them Spanish with little success. However, they began to notice that the children were using their hands and gestures, apparently to communicate with each other. Linguists were brought in to find out what was happening—it turned out the children had developed their own sign language by themselves. That was the birth of a new language, Nicaraguan Sign Language (Kegl, Senghas, & Coppola, 1999). Language is ubiquitous, and we humans are born to use it.



Language is an essential tool that enables us to live the kind of lives we do. Much of contemporary human civilization wouldn't have been possible without it. [Image: Marc Wathieu, <https://goo.gl/jNSzTC>, CC BY-NC 2.0, <https://goo.gl/VnKlK8>]

How Do We Use Language?

If language is so ubiquitous, how do we actually use it? To be sure, some of us use it to write diaries and poetry, but the primary form of language use is interpersonal. That's how we learn

language, and that's how we use it. Just like Adam and Ben, we exchange words and utterances to communicate with each other. Let's consider the simplest case of two people, Adam and Ben, talking with each other. According to Clark (1996), in order for them to carry out a conversation, they must keep track of common ground. Common ground is a set of knowledge that the speaker and listener share and they think, assume, or otherwise take for granted that they share. So, when Adam says, "Gary bought a ring," he takes for granted that Ben knows the meaning of the words he is using, who Gary is, and what buying a ring means. When Ben says, "For Mary, isn't it?" he takes for granted that Adam knows the meaning of these words, who Mary is, and what buying a ring for someone means. All these are part of their common ground.



The "common ground" in a conversation helps people coordinate their language use. And as conversations progress common ground shifts and changes as the participants add new information and cooperate to help one another understand. [Image: Converse College, <https://goo.gl/UhbMQH>, CC BY-NC 2.0, <https://goo.gl/VnKlK8>]

Note that, when Adam presents the information about Gary's purchase of a ring, Ben responds by presenting his inference about who the recipient of the ring might be, namely, Mary. In conversational terms, Ben's utterance acts as evidence for his comprehension of Adam's utterance—"Yes, I understood that Gary bought a ring"—and Adam's nod acts as evidence that he now has understood what Ben has said too—"Yes, I understood that you understood that Gary has bought a ring for Mary." This new information is now added to the initial common ground. Thus, the pair of utterances by Adam and Ben (called an adjacency pair) together with Adam's affirmative nod jointly completes one proposition, "Gary bought a ring for Mary," and adds this information to their common ground. This way, common ground changes as we talk, gathering new

information that we agree on and have evidence that we share. It evolves as people take turns to assume the roles of speaker and listener, and actively engage in the exchange of meaning.

Common ground helps people coordinate their language use. For instance, when a speaker says something to a listener, he or she takes into account their common ground, that is, what the speaker thinks the listener knows. Adam said what he did because he knew Ben would know who Gary was. He'd have said, "A friend of mine is getting married," to another colleague

who wouldn't know Gary. This is called **audience design** (Fussell & Krauss, 1992); speakers design their utterances for their audiences by taking into account the audiences' knowledge. If their audiences are seen to be knowledgeable about an object (such as Ben about Gary), they tend to use a brief label of the object (i.e., Gary); for a less knowledgeable audience, they use more descriptive words (e.g., "a friend of mine") to help the audience understand their utterances (Box 1).

So, language use is a cooperative activity, but how do we coordinate our language use in a conversational setting? To be sure, we have a conversation in small groups. The number of people engaging in a conversation at a time is rarely more than four. By some counts (e.g., Dunbar, Duncan, & Nettle, 1995; James, 1953), more than 90 percent of conversations happen in a group of four individuals or less. Certainly, coordinating conversation among four is not as difficult as coordinating conversation among 10. But, even among only four people, if you think about it, everyday conversation is an almost miraculous achievement. We typically have a conversation by rapidly exchanging words and utterances in real time in a noisy environment. Think about your conversation at home in the morning, at a bus stop, in a shopping mall. How can we keep track of our common ground under such circumstances?

Box 1. Coordinating Language Use by Audience Design

In systematic research on audience design, Fussell and Krauss (1992) found that, when communicating about public figures, speakers included more descriptive information (e.g., physical appearances, occupation) about lesser known and less identifiable people (e.g., Kevin Kline, Carl Lahn) than better known ones (e.g., Woody Allen, Clint Eastwood), so that their listeners can identify whom they are talking about. Likewise, Isaacs and Clark (1987) showed that people who were familiar with New York City could gauge their audience's familiarity with NYC soon after they began conversation and adjusted their descriptions of NYC landmarks to help the audience identify such landmarks as the Brooklyn Bridge and Yankee Stadium more easily. More generally, Grice (1975) suggested that speakers often follow certain rules, which he calls conversational maxims, by trying to be informative (maxim of quantity), truthful (maxim of quality), relevant (maxim of relation), and clear and unambiguous (maxim of manner).

Pickering and Garrod (2004) argue that we achieve our conversational coordination by virtue of our ability to interactively align each other's actions at different levels of language use: **lexicon** (i.e., words and expressions), **syntax** (i.e., grammatical rules for arranging words and expressions together), as well as speech rate and accent. For instance, when one person uses a certain expression to refer to an object in a conversation, others tend to use the same expression (e.g., Clark & Wilkes-Gibbs, 1986). Furthermore, if someone says "the cowboy offered a banana to the robber," rather than "the cowboy offered the robber a banana," others are more likely to use the same syntactic structure (e.g., "the girl gave a book to the boy" rather

than “the girl gave the boy a book”) even if different words are involved (Branigan, Pickering, & Cleland, 2000). Finally, people in conversation tend to exhibit similar accents and rates of speech, and they are often associated with people’s social identity (Giles, Coupland, & Coupland, 1991). So, if you have lived in different places where people have somewhat different accents (e.g., United States and United Kingdom), you might have noticed that you speak with Americans with an American accent, but speak with Britons with a British accent.

Pickering and Garrod (2004) suggest that these interpersonal alignments at different levels of language use can activate similar **situation models** in the minds of those who are engaged in a conversation. Situation models are representations about the topic of a conversation. So, if you are talking about Gary and Mary with your friends, you might have a situation model of Gary giving Mary a ring in your mind. Pickering and Garrod’s theory is that as you describe this situation using language, others in the conversation begin to use similar words and grammar, and many other aspects of language use converge. As you all do so, similar situation models begin to be built in everyone’s mind through the mechanism known as **priming**. Priming occurs when your thinking about one concept (e.g., “ring”) reminds you about other related concepts (e.g., “marriage”, “wedding ceremony”). So, if everyone in the conversation knows about Gary, Mary, and the usual course of events associated with a ring—engagement, wedding, marriage, etc.—everyone is likely to construct a shared situation model about Gary and Mary. Thus, making use of our highly developed interpersonal ability to imitate (i.e., executing the same action as another person) and cognitive ability to infer (i.e., one idea leading to other ideas), we humans coordinate our common ground, share situation models, and communicate with each other.

What Do We Talk About?

What are humans doing when we are talking? Surely, we can communicate about mundane things such as what to have for dinner, but also more complex and abstract things such as the meaning of life and death, liberty, equality, and fraternity, and many other philosophical thoughts.



Studies show that people love to gossip. By gossiping, humans can communicate and share their representations about their social world—who their friends and enemies are, what the right thing to do is under what circumstances, and so on. [Image: aqua. mech, <https://goo.gl/Q7Ap4b>, CC BY 2.0, <https://goo.gl/T4qgSp>]

Well, when naturally occurring conversations were actually observed (Dunbar, Marriott, & Duncan, 1997), a staggering 60%–70% of everyday conversation, for both men and women, turned out to be gossip—people talk about themselves and others whom they know. Just like Adam and Ben, more often than not, people use language to communicate about their social world.

Gossip may sound trivial and seem to belittle our noble ability for language—surely one of the most remarkable human abilities of all that distinguish us from other animals. *Au contraire*, some have argued that gossip—activities to think and communicate about our social world—is one of the most critical uses to which language has been put. Dunbar (1996) conjectured that gossiping is the human equivalent of grooming, monkeys and primates attending and tending to each other by cleaning each other's fur. He argues that it is an act of socializing, signaling the importance of one's partner. Furthermore, by gossiping, humans can communicate and share their representations about their social world—who their friends and enemies are, what the right thing to do is under what circumstances, and so on. In so doing, they can regulate their social world—making more friends and enlarging one's own group (often called the **ingroup**, the group to which one belongs) against other groups (**outgroups**) that are more likely to be one's enemies. Dunbar has argued that it is these social effects that have given humans an evolutionary advantage and larger brains, which, in turn, help humans to think more complex and abstract thoughts and, more important, maintain larger ingroups. Dunbar (1993) estimated an equation that predicts average group size of nonhuman primate genera from their average neocortex size (the part of the brain that supports higher order cognition). In line with his **social brain hypothesis**, Dunbar showed that those primate genera that have larger brains tend to live in larger groups. Furthermore, using the same equation, he was able to estimate the group size that human brains can support, which turned out to be about 150—approximately the size of modern hunter-gatherer communities. Dunbar's argument is that language, brain, and human group living have co-evolved—language and human sociality are inseparable.

Dunbar's hypothesis is controversial. Nonetheless, whether or not he is right, our everyday language use often *ends up* maintaining the existing structure of intergroup relationships. Language use can have implications for how we construe our social world. For one thing, there are subtle cues that people use to convey the extent to which someone's action is just a special case in a particular context or a pattern that occurs across many contexts and more like a character trait of the person. According to Semin and Fiedler (1988), someone's action can be described by an action verb that describes a concrete action (e.g., he runs), a state verb that describes the actor's psychological state (e.g., he likes running), an adjective that describes the actor's personality (e.g., he is athletic), or a noun that describes the actor's role (e.g., he is an athlete). Depending on whether a verb or an adjective (or noun) is used, speakers

can convey the permanency and stability of an actor's tendency to act in a certain way—verbs convey particularity, whereas adjectives convey permanency. Intriguingly, people tend to describe positive actions of their ingroup members using adjectives (e.g., he is generous) rather than verbs (e.g., he gave a blind man some change), and negative actions of outgroup members using adjectives (e.g., he is cruel) rather than verbs (e.g., he kicked a dog). Maass, Salvi, Arcuri, and Semin (1989) called this a **linguistic intergroup bias**, which can produce and reproduce the representation of intergroup relationships by painting a picture favoring the ingroup. That is, ingroup members are typically good, and if they do anything bad, that's more an exception in special circumstances; in contrast, outgroup members are typically bad, and if they do anything good, that's more an exception.

Box 2. Emotion & Talk

People tend to tell stories that evoke strong emotions (Rimé, Mesquita, Philippot, & Boca, 1991). Such emotive stories can then spread far and wide through people's social networks. When a group of 33 psychology students visited a city morgue (no doubt an emotive experience for many), they told their experience to about six people on average; each of these people who heard about it told one person, who in turn told another person on average. By this third retelling of the morgue visit, 881 people had heard about this in their community within 10 days. If everyone in society is connected with one another by six degrees of separation (Travers & Milgram, 1969) and if a chain letter can travel hundreds of steps via the Internet (Liben-Nowell & Klein, 2008), the possibility of emotive gossip traveling through a vast social network is not a fantasy. Indeed, urban legends that evoke strong feelings of disgust tend to spread in cyberspace and become more prevalent on the Internet (Heath, Bell, & Sternberg, 2001).

In addition, when people exchange their gossip, it can spread through broader **social networks**. If gossip is transmitted from one person to another, the second person can transmit it to a third person, who then in turn transmits it to a fourth, and so on through a chain of communication. This often happens for emotive stories (Box 2). If gossip is repeatedly transmitted and spread, it can reach a large number of people. When stories travel through communication chains, they tend to become conventionalized (Bartlett, 1932). A Native American tale of the "War of the Ghosts" recounts a warrior's encounter with ghosts traveling in canoes and his involvement with their ghostly battle. He is shot by an arrow but doesn't die, returning

home to tell the tale. After his narration, however, he becomes still, a black thing comes out of his mouth, and he eventually dies. When it was told to a student in England in the 1920s and retold from memory to another person, who, in turn, retold it to another and so on in a communication chain, the mythic tale became a story of a young warrior going to a battlefield, in which canoes became boats, and the black thing that came out of his mouth became simply his spirit (Bartlett, 1932). In other words, information transmitted multiple times was transformed to something that was easily understood by many, that is, information was assimilated into the common ground shared by most people in the linguistic community. More

recently, Kashima (2000) conducted a similar experiment using a story that contained a sequence of events that described a young couple's interaction that included both stereotypical and counter-stereotypical actions (e.g., a man watching sports on TV on Sunday vs. a man vacuuming the house). After the retelling of this story, much of the counter-stereotypical information was dropped, and stereotypical information was more likely to be retained. Because stereotypes are part of the common ground shared by the community, this finding too suggests that conversational retellings are likely to reproduce conventional content.

Psychological Consequences of Language Use

What are the psychological consequences of language use? When people use language to describe an experience, their thoughts and feelings are profoundly shaped by the linguistic representation that they have produced rather than the original experience per se (Holtgraves & Kashima, 2008). For example, Halberstadt (2003) showed a picture of a person displaying an ambiguous emotion and examined how people evaluated the displayed emotion. When people verbally explained why the target person was expressing a particular emotion, they tended to remember the person as feeling that emotion more intensely than when they simply labeled the emotion.

Thus, constructing a linguistic representation of another person's emotion apparently biased the speaker's memory of that person's emotion. Furthermore, linguistically labeling one's own emotional experience appears to alter the speaker's neural processes. When people linguistically labeled negative images, the amygdala—a brain structure that is critically involved in the processing of negative emotions such as fear—was activated less than when they were not given a chance to label them (Lieberman et al., 2007). Potentially because of these effects of verbalizing emotional experiences, linguistic reconstructions of negative life events can have some therapeutic effects on those who suffer from the traumatic experiences (Pennebaker & Seagal, 1999). Lyubomirsky, Sousa, and Dickerhoof (2006) found that writing and talking about



By verbalizing our own emotional experiences - such as in a conversation with a close friend - we can improve our psychological well-being. [Image: Drew Herron, <https://goo.gl/IKMAv1>, CC BY-NC-SA 2.0, <https://goo.gl/Toc0ZF>]

negative past life events improved people's psychological well-being, but just thinking about them worsened it. There are many other examples of effects of language use on memory and decision making (Holtgraves & Kashima, 2008).

Furthermore, if a certain type of language use (linguistic practice) (Holtgraves & Kashima, 2008) is repeated by a large number of people in a community, it can potentially have a significant effect on their thoughts and action. This notion is often called **Sapir-Whorf hypothesis** (Sapir, 1921; Whorf, 1956; Box 3). For instance, if you are given a description of a man, Steven, as having greater than average experience of the world (e.g., well-traveled, varied job experience), a strong family orientation, and well-developed social skills, how do you describe Steven? Do you think you can remember Steven's personality five days later? It will probably be difficult. But if you know Chinese and are reading about Steven in Chinese, as Hoffman, Lau, and Johnson (1986) showed, the chances are that you can remember him well. This is because English does not have a word to describe this kind of personality, whereas Chinese does (*shì gù*). This way, the language you use can influence your cognition. In its strong form, it has been argued that language *determines* thought, but this is probably wrong. Language does not completely determine our thoughts—our thoughts are far too flexible for that—but habitual uses of language can influence our habit of thought and action. For

Box 3. Sapir-Whorf Hypothesis

An example of evidence for Sapir-Whorf hypothesis comes from a comparison between English and Mandarin Chinese speakers (Boroditsky, 2000). In English, time is often metaphorically described in horizontal terms. For instance, good times are ahead of us, or hardship can be left behind us. We can move a meeting forward or backward. Mandarin Chinese speakers use similar horizontal metaphors too, but also use vertical metaphors. So, for instance, the last month is called *shang ge yue* or "above month," and the next month, *xia ge yue* or "below month." To put it differently, the arrow of time flies horizontally in English, but it can fly both horizontally and vertically in Chinese. Does this difference in language use affect English and Chinese speakers' comprehension of language?

This is what Boroditsky (2000) found. First, English and Chinese speakers' understanding of sentences that use a horizontal (e.g., "June comes before August") did not differ very much. When they were first presented with a picture that implies a horizontal positioning (e.g., the black worm is ahead of the white worm), they could read and understand them faster than when they were presented with a picture that implies a vertical positioning (e.g., the black ball is above the white ball). This implies that thinking about the horizontal positioning (ahead or behind) equally primed (i.e., reminded) both English and Chinese speakers of the horizontal metaphor used in the sentence about time. However, English and Chinese speakers' comprehension differed for statements that do not use a spatial metaphor such as "August is later than June." When primed with the vertical spatial positioning, Chinese speakers comprehended these statements faster, but English speakers more slowly, than when they were primed with the horizontal spatial positioning. Apparently, English speakers were not used to thinking about months in terms of the vertical line, above or below. Indeed, when they were trained to do so, their comprehension was similar to Chinese speakers' (see Boroditsky, Furman, & McCormick, 2011, for recent review of related research).

instance, some linguistic practice seems to be associated even with cultural values and social institution. Pronoun drop is the case in point. Pronouns such as “I” and “you” are used to represent the speaker and listener of a speech in English. In an English sentence, these pronouns cannot be dropped if they are used as the subject of a sentence. So, for instance, “I went to the movie last night” is fine, but “Went to the movie last night” is not in standard English. However, in other languages such as Japanese, pronouns can be, and in fact often are, dropped from sentences. It turned out that people living in those countries where pronoun drop languages are spoken tend to have more collectivistic values (e.g., employees having greater loyalty toward their employers) than those who use non-pronoun drop languages such as English (Kashima & Kashima, 1998). It was argued that the explicit reference to “you” and “I” may remind speakers the distinction between the self and other, and the differentiation between individuals. Such a linguistic practice may act as a constant reminder of the cultural value, which, in turn, may encourage people to perform the linguistic practice.

Conclusion

Language and language use constitute a central ingredient of human psychology. Language is an essential tool that enables us to live the kind of life we do. Can you imagine a world in which machines are built, farms are cultivated, and goods and services are transported to our household without language? Is it possible for us to make laws and regulations, negotiate contracts, and enforce agreements and settle disputes without talking? Much of contemporary human civilization wouldn't have been possible without the human ability to develop and use language. Like the Tower of Babel, language can divide humanity, and yet, the core of humanity includes the innate ability for language use. Whether we can use it wisely is a task before us in this globalized world.

Discussion Questions

1. In what sense is language use innate and learned?
2. Is language a tool for thought or a tool for communication?
3. What sorts of unintended consequences can language use bring to your psychological processes?

Vocabulary

Audience design

Constructing utterances to suit the audience's knowledge.

Common ground

Information that is shared by people who engage in a conversation.

Ingroup

Group to which a person belongs.

Lexicon

Words and expressions.

Linguistic intergroup bias

A tendency for people to characterize positive things about their ingroup using more abstract expressions, but negative things about their outgroups using more abstract expressions.

Outgroup

Group to which a person does not belong.

Priming

A stimulus presented to a person reminds him or her about other ideas associated with the stimulus.

Sapir-Whorf hypothesis

The hypothesis that the language that people use determines their thoughts.

Situation model

A mental representation of an event, object, or situation constructed at the time of comprehending a linguistic description.

Social brain hypothesis

The hypothesis that the human brain has evolved, so that humans can maintain larger ingroups.

Social networks

Networks of social relationships among individuals through which information can travel.

Syntax

Rules by which words are strung together to form sentences.

References

- Bartlett, F. C. (1932). *Remembering: A study in experimental and social psychology*. Cambridge, UK: Cambridge University Press.
- Branigan, H. P., Pickering, M. J., & Cleland, A. A. (2000). Syntactic co-ordination in dialogue. *Cognition*, 75, B13–25.
- Clark, H. H. (1996). *Using language*. Cambridge, UK: Cambridge University Press.
- Clark, H. H., & Wilkes-Gibbs, D. (1986). Referring as a collaborative process. *Cognition*, 22, 1–39.
- Dunbar, R. (1996). *Grooming, gossip, and the evolution of language*. Boston, MA: Harvard University Press.
- Dunbar, R. I. M. (1993). Coevolution of neocortical size, group size and language in humans. *Behavioral and Brain Sciences*, 16, 681–735.
- Dunbar, R. I. M., Duncan, N. D. C., & Nettle, D. (1995). Size and structure of freely forming conversational groups. *Human Nature*, 6, 67–78.
- Dunbar, R. I. M., Marriott, A., & Duncan, N. D. C. (1997). Human conversational behaviour. *Human Nature*, 8, 231–246.
- Fussell, S. R., & Krauss, R. M. (1992). Coordination of knowledge in communication: Effects of speakers' assumptions about what others know. *Journal of Personality and Social Psychology*, 62, 378–391.
- Giles, H., Coupland, N., & Coupland, J. (1991) Accommodation theory: Communication, context, and consequence. In H. Giles, J. Coupland, & N. Coupland (Eds.), *Contexts of accommodation: Developments in applied sociolinguistics* (pp. 1–68). Cambridge, UK: Cambridge University Press.
- Halberstadt, J. (2003). The paradox of emotion attribution: Explanation biases perceptual memory for emotional expressions. *Current Directions in Psychological Science*, 12, 197–201.
- Hoffman, C., Lau, I., & Johnson, D. R. (1986). The linguistic relativity of person cognition: An English-Chinese comparison. *Journal of Personality and Social Psychology*, 51, 1097–1105.
- Holtgraves, T. M., & Kashima, Y. (2008). Language, meaning, and social cognition. *Personality and Social Psychology Review*, 12, 73–94.
- James, J. (1953). The distribution of free-forming small group size. *American Sociological Review*, 18, 569–570.
- Kashima, E., & Kashima, Y. (1998). Culture and language: The case of cultural dimensions and personal pronoun use. *Journal of Cross-Cultural Psychology*, 29, 461–486.

- Kashima, Y. (2000). Maintaining cultural stereotypes in the serial reproduction of narratives. *Personality and Social Psychology Bulletin*, 26, 594–604.
- Kegl, J., Senghas, A., & Coppola, M. (1999). Creation through contact: Sign language emergence and sign language change in Nicaragua. In M. DeGraff (Ed.), *Language creation and language change Creolization, diachrony, and development* (pp. 179–237). Cambridge, MA: The MIT Press.
- Lieberman, M., Eisenberger, N. I., Crockett, M. J., Tom, S. M., Pfeifer, J. H., & Way, B. W. (2007). Putting feelings into words. *Psychological Science*, 18, 421–428.
- Lyubomirsky, S., Sousa, L., & Dickerhoof, R. (2006). The costs and benefits of writing, talking, and thinking about life's triumphs and defeats. *Journal of Personality and Social Psychology*, 90, 692–708.
- Maass, A., Salvi, D., Arcuri, L., & Semin, G. (1989). Language use in intergroup contexts: The linguistic intergroup bias. *Journal of Personality and Social Psychology*, 57, 981–993.
- Pennebaker, J. W., & Seagal, J. (1999). Forming a story: The health benefits of narrative. *Journal of Clinical Psychology*, 55, 1243–1254.
- Pickering, M. J., & Garrod, S. (2004). Toward a mechanistic psychology of dialogue. *Behavioral and Brain Sciences*, 27, 169–226.
- Sapir, E. (1921). *Language: An introduction to the study of speech*. New York, NY: Harcourt Brace.
- Semin, G., & Fiedler, K. (1988). The cognitive functions of linguistic categories in describing persons: Social cognition and language. *Journal of Personality and Social Psychology*, 54, 558–568.
- Whorf, B. L. (1956). *Language, thought, and reality* (J. B. Carroll, Ed.). Cambridge, MA: MIT Press.

18

Intelligence

Robert Biswas-Diener

Intelligence is among the oldest and longest studied topics in all of psychology. The development of assessments to measure this concept is at the core of the development of psychological science itself. This module introduces key historical figures, major theories of intelligence, and common assessment strategies related to intelligence. This module will also discuss controversies related to the study of group differences in intelligence.

Learning Objectives

- List at least two common strategies for measuring intelligence.
- Name at least one “type” of intelligence.
- Define intelligence in simple terms.
- Explain the controversy relating to differences in intelligence between groups.

Introduction

Every year hundreds of grade school students converge on Washington, D.C., for the annual Scripps National Spelling Bee. The “bee” is an elite event in which children as young as 8 square off to spell words like “cymotrichous” and “appoggiatura.” Most people who watch the bee think of these kids as being “smart” and you likely agree with this description.

What makes a person intelligent? Is it heredity (two of the 2014 contestants in the bee have siblings who have previously won)(National Spelling Bee, 2014a)? Is it interest (the most



A participant in the Scripps National Spelling Bee. [Image: Scripps National Spelling Bee, <https://goo.gl/94HgBm>, CC BY-NC 2.0, <https://goo.gl/VnKlK8>]

they have a good memory, or that they can think quickly, or that they simply know a whole lot of information. Indeed, people who exhibit such qualities appear very intelligent. That said, it seems that intelligence must be more than simply knowing facts and being able to remember them. One point in favor of this argument is the idea of animal intelligence. It will come as no surprise to you that a dog, which can learn commands and tricks seems smarter than a snake that cannot. In fact, researchers and lay people generally agree with one another that primates—monkeys and apes (including humans)—are among the most intelligent animals. Apes such as chimpanzees are capable of complex problem solving and sophisticated communication (Kohler, 1924).

Scientists point to the social nature of primates as one evolutionary source of their intelligence. Primates live together in troops or family groups and are, therefore, highly social creatures. As such, primates tend to have brains that are better developed for communication and long term thinking than most other animals. For instance, the complex social environment has led primates to develop deception, altruism, numerical concepts, and “theory of mind” (a sense of the self as a unique individual separate from others in the group; Gallup, 1982; Hauser, MacNeilage & Ware, 1996).[Also see Noba module Theory of Mind <http://noba.to/a8wpytg3>]

The question of what constitutes human intelligence is one of the oldest inquiries in psychology. When we talk about intelligence we typically mean intellectual ability. This broadly encompasses the ability to learn, remember and use new information, to solve problems and

frequently listed favorite subject among spelling bee competitors is math)(NSB, 2014b)? In this module we will cover these and other fascinating aspects of **intelligence**. By the end of the module you should be able to define intelligence and discuss some common strategies for measuring intelligence. In addition, we will tackle the politically thorny issue of whether there are differences in intelligence between groups such as men and women.

Defining and Measuring Intelligence

When you think of “smart people” you likely have an intuitive sense of the qualities that make them intelligent. Maybe you think

to adapt to novel situations. An early scholar of intelligence, Charles Spearman, proposed the idea that intelligence was one thing, a “general factor” sometimes known as simply “g.” He based this conclusion on the observation that people who perform well in one intellectual area such as verbal ability also tend to perform well in other areas such as logic and reasoning (Spearman, 1904).

A contemporary of Spearman’s named Francis Galton—himself a cousin of Charles Darwin--was among those who pioneered psychological measurement (Hunt, 2009). For three pence Galton would measure various physical characteristics such as grip strength but also some psychological attributes such as the ability to judge distance or discriminate between colors. This is an example of one of the earliest systematic measures of individual ability. Galton was particularly interested in intelligence, which he thought was heritable in much the same way that height and eye color are. He conceived of several rudimentary methods for assessing whether his hypothesis was true. For example, he carefully tracked the family tree of the top-scoring Cambridge students over the previous 40 years. Although he found specific families disproportionately produced top scholars, intellectual achievement could still be the product of economic status, family culture or other non-genetic factors. Galton was also, possibly, the first to popularize the idea that the heritability of psychological traits could be studied by looking at identical and fraternal twins. Although his methods were crude by modern standards, Galton established intelligence as a variable that could be measured (Hunt, 2009).



Intelligence research pioneer Alfred Binet

The person best known for formally pioneering the measurement of intellectual ability is Alfred Binet. Like Galton, Binet was fascinated by individual differences in intelligence. For instance, he blindfolded chess players and saw that some of them had the ability to continue playing using only their memory to keep the many positions of the pieces in mind (Binet, 1894). Binet was particularly interested in the development of intelligence, a fascination that led him to observe children carefully in the classroom setting.

Along with his colleague Theodore Simon, Binet created a test of children’s intellectual capacity. They created individual test items that should be answerable by children of given ages. For instance, a child who is three should be able to point to her mouth and eyes, a child who is nine should be able to name the months of the year in order, and a twelve year old ought to be able to name sixty words in three minutes. Their assessment became the first “IQ

test.”

1. Which of the following is the most similar to 1313323?

- A. ACACCB
- B. CACAABC
- C. ABABBCA
- D. ACACDC

2. Jenny has some chocolates. She eats two and gives half of the remainder to Lisa. If Lisa has six chocolates how many does Jenny have in the beginning?

- A. 6
- B. 12
- C. 14
- D. 18

3. Which of the following items is not like the others in the list?

duck, raft, canoe, stone, rubber ball

- A. Duck
- B. Canoe
- C. Stone
- D. Rubber ball

4. What do steam and ice have in common?

- A. They can both harm skin
- B. They are both made from water
- C. They are both found in the kitchen
- D. They are both the products of water at extreme temperatures

Answers: 1) A; 2) C; 3) stone; 4) D is the most sophisticated answer

Table 1: Examples of the types of items you might see on an intelligence test.

“IQ” or “intelligence quotient” is a name given to the score of the Binet-Simon test. The score is derived by dividing a child’s mental age (the score from the test) by their chronological age

to create an overall quotient. These days, the phrase “IQ” does not apply specifically to the Binet-Simon test and is used to generally denote intelligence or a score on any intelligence test. In the early 1900s the Binet-Simon test was adapted by a Stanford professor named Lewis Terman to create what is, perhaps, the most famous intelligence test in the world, the Stanford-Binet (Terman, 1916). The major advantage of this new test was that it was standardized. Based on a large sample of children Terman was able to plot the scores in a normal distribution, shaped like a “bell curve” (see Fig. 1). To understand a normal distribution think about the height of people. Most people are average in height with relatively fewer being tall or short, and fewer still being extremely tall or extremely short. Terman (1916) laid out intelligence scores in exactly the same way, allowing for easy and reliable categorizations and comparisons between individuals.

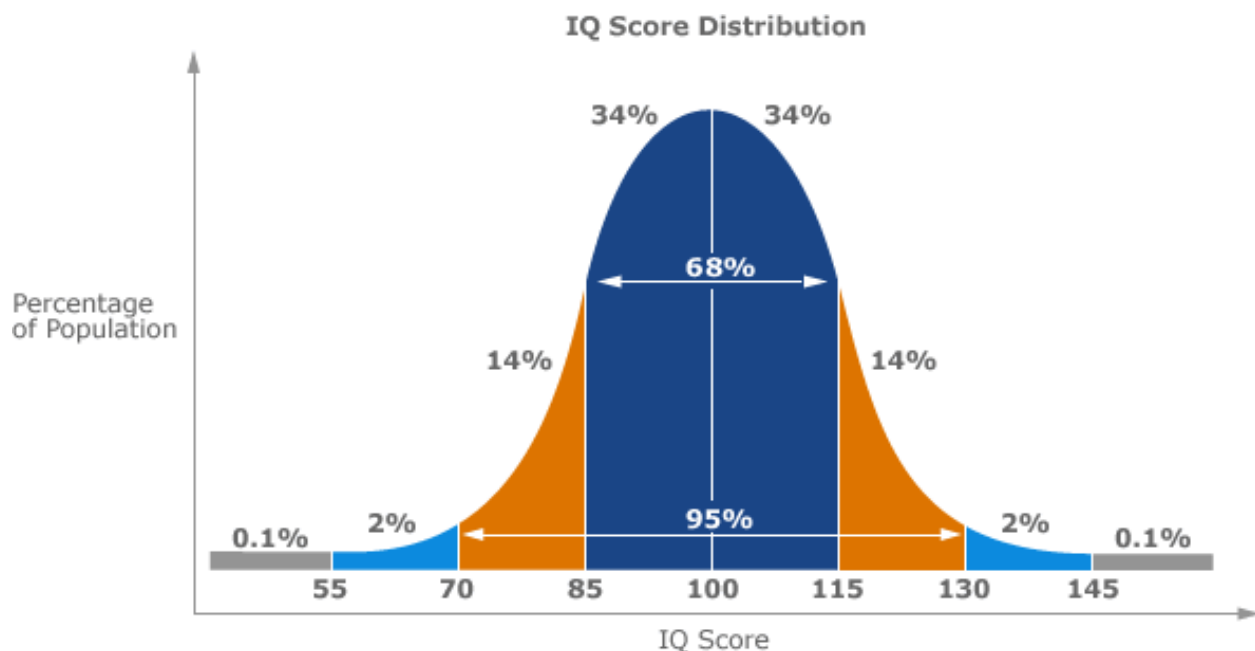


Figure 1: Bell Curve - Normal Distribution IQ

Looking at another modern intelligence test—the Wechsler Adult Intelligence Scale (WAIS)—can provide clues to a definition of intelligence itself. Motivated by several criticisms of the Stanford-Binet test, psychologist David Wechsler sought to create a superior measure of intelligence. He was critical of the way that the Stanford-Binet relied so heavily on verbal ability and was also suspicious of using a single score to capture all of intelligence. To address these issues Wechsler created a test that tapped a wide range of intellectual abilities. This understanding of intelligence—that it is made up of a pool of specific abilities—is a notable departure from Spearman’s concept of general intelligence. The WAIS assesses people’s ability

to remember, compute, understand language, reason well, and process information quickly (Wechsler, 1955).

One interesting by-product of measuring intelligence for so many years is that we can chart changes over time. It might seem strange to you that intelligence can change over the decades but that appears to have happened over the last 80 years we have been measuring this topic. Here's how we know: IQ tests have an average score of 100. When new waves of people are asked to take older tests they tend to outperform the original sample from years ago on which the test was normed. This gain is known as the "Flynn Effect," named after James Flynn, the researcher who first identified it (Flynn, 1987). Several hypotheses have been put forth to explain the Flynn Effect including better nutrition (healthier brains!), greater familiarity with testing in general, and more exposure to visual stimuli. Today, there is no perfect agreement among psychological researchers with regards to the causes of increases in average scores on intelligence tests. Perhaps if you choose a career in psychology you will be the one to discover the answer!

Types of Intelligence

David Wechsler's approach to testing intellectual ability was based on the fundamental idea that there are, in essence, many aspects to intelligence. Other scholars have echoed this idea by going so far as to suggest that there are actually even different types of intelligence. You likely have heard distinctions made between "street smarts" and "book learning." The former refers to practical wisdom accumulated through experience while the latter indicates formal education. A person high in street smarts might have a superior ability to catch a person in a lie, to persuade others, or to think quickly under pressure. A person high in book learning, by contrast, might have a large vocabulary and be able to remember a large number of references to classic novels. Although psychologists don't use street smarts or book smarts as professional terms they do believe that intelligence comes in different types.

There are many ways to parse apart the concept of intelligence. Many scholars believe that Carroll's (1993) review of more than 400 data sets provides the best currently existing single source for organizing various concepts related to intelligence. Carroll divided intelligence into three levels, or strata, descending from the most abstract down to the most specific (see Fig. 2). To understand this way of categorizing simply think of a "car." Car is a general word that denotes all types of motorized vehicles. At the more specific level under "car" might be various types of cars such as sedans, sports cars, SUVs, pick-up trucks, station wagons, and so forth. More specific still would be certain models of each such as a Honda Civic or Ferrari Enzo. In the same manner, Carroll called the highest level (stratum III) the general intelligence factor

“g.” Under this were more specific stratum II categories such as fluid intelligence and visual perception and processing speed. Each of these, in turn, can be sub-divided into very specific components such as spatial scanning, reaction time, and word fluency.

Thinking of intelligence as Carroll (1993) does, as a collection of specific mental abilities, has helped researchers conceptualize this topic in new ways. For example, Horn and Cattell (1966) distinguish between “fluid” and “crystalized” intelligence, both of which show up on stratum II of Carroll’s model. Fluid intelligence is the ability to “think on your feet;” that is, to solve problems. Crystalized intelligence, on the other hand, is the ability to use language, skills and experience to address problems. The former is associated more with youth while the latter increases with age. You may have noticed the way in which younger people can adapt to new situations and use trial and error to quickly figure out solutions. By contrast, older people tend to rely on their relatively superior store of knowledge to solve problems.

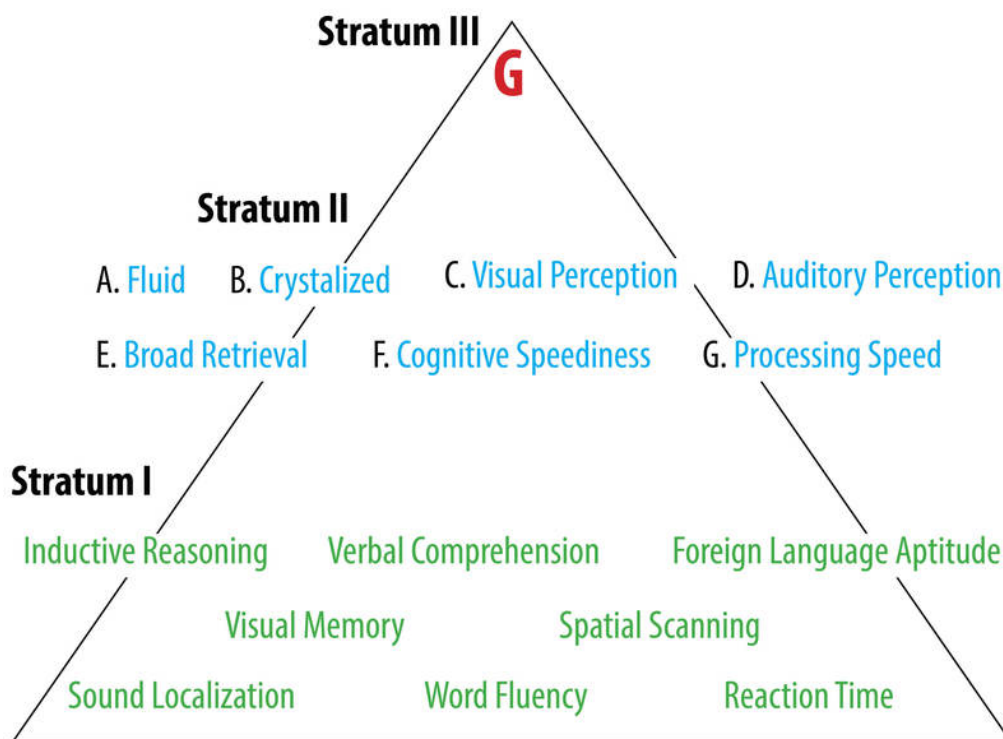


Figure 2: Carroll's Model of Intelligence

Harvard professor Howard Gardner is another figure in psychology who is well-known for championing the notion that there are different types of intelligence. Gardner’s theory is appropriately, called “multiple intelligences.” Gardner’s theory is based on the idea that people process information through different “channels” and these are relatively independent of one

another. He has identified 8 common intelligences including 1) logic-math, 2) visual-spatial, 3) music-rhythm, 4) verbal-linguistic, 5) bodily-kinesthetic, 6) interpersonal, 7) intrapersonal, and 8) naturalistic (Gardner, 1985). Many people are attracted to Gardner's theory because it suggests that people each learn in unique ways. There are now many Gardner- influenced schools in the world.

Another type of intelligence is Emotional intelligence. Unlike traditional models of intelligence that emphasize cognition (thinking) the idea of emotional intelligence emphasizes the experience and expression of emotion. Some researchers argue that emotional intelligence is a set of skills in which an individual can accurately understand the emotions of others, can identify and label their own emotions, and can use emotions. (Mayer & Salovey, 1997). Other researchers believe that emotional intelligence is a mixture of abilities, such as stress management, and personality, such as a person's predisposition for certain moods (Bar-On, 2006). Regardless of the specific definition of emotional intelligence, studies have shown a link between this concept and job performance (Lopes, Grewal, Kadis, Gall, & Salovey, 2006). In fact, emotional intelligence is similar to more traditional notions of cognitive intelligence with regards to workplace benefits. Schmidt and Hunter (1998), for example, reviewed research on intelligence in the workplace context and show that intelligence is the single best predictor of doing well in job training programs, of learning on the job. They also report that general intelligence is moderately correlated with all types of jobs but especially with managerial and complex, technical jobs.

There is one last point that is important to bear in mind about intelligence. It turns out that the way an individual thinks about his or her own intelligence is also important because it predicts performance. Researcher Carol Dweck has made a career out of looking at the differences between high IQ children who perform well and those who do not, so-called "under achievers." Among her most interesting findings is that it is not gender or social class that sets apart the high and low performers. Instead, it is their mindset. The children who believe that their abilities in general—and their intelligence specifically—is a fixed trait tend to underperform. By contrast, kids who believe that intelligence is changeable and evolving tend to handle failure better and perform better (Dweck, 1986). Dweck refers to this as a person's "mindset" and having a growth mindset appears to be healthier.

Correlates of Intelligence

The research on mindset is interesting but there can also be a temptation to interpret it as suggesting that every human has an unlimited potential for intelligence and that becoming smarter is only a matter of positive thinking. There is some evidence that genetics is an

important factor in the intelligence equation. For instance, a number of studies on genetics in adults have yielded the result that intelligence is largely, but not totally, inherited (Bouchard, 2004). Having a healthy attitude about the nature of smarts and working hard can both definitely help intellectual performance but it also helps to have the genetic leaning toward intelligence.

Carol Dweck's research on the mindset of children also brings one of the most interesting and controversial issues surrounding intelligence research to the fore: group differences. From the very beginning of the study of intelligence researchers have wondered about differences between groups of people such as men and women. With regards to potential differences between the sexes some people have noticed that women are under-represented in certain fields. In 1976, for example, women comprised just 1% of all faculty members in engineering (Ceci, Williams & Barnett, 2009).



Women account for a disproportionately small percentage of those employed in math-intensive career fields such as engineering. [Photo: Argonne National Laboratory, <https://goo.gl/ix96YP>, CC BY-NC-SA 2.0, <https://goo.gl/Toc0ZF>]

Even today women make up between 3% and 15% of all faculty in math-intensive fields at the 50 top universities. This phenomenon could be explained in many ways: it might be the result of inequalities in the educational system, it might be due to differences in socialization wherein young girls are encouraged to develop other interests, it might be the result of that women are—on average—responsible for a larger portion of childcare obligations and therefore make different types of professional decisions, or it might be due to innate differences between these groups, to name just a few possibilities. The possibility of innate differences is the most controversial because many people see it as either the product of or the foundation for sexism. In today's political landscape it is easy to see that asking

certain questions such as “are men smarter than women?” would be inflammatory. In a comprehensive review of research on intellectual abilities and sex Ceci and colleagues (2009) argue against the hypothesis that biological and genetic differences account for much of the sex differences in intellectual ability. Instead, they believe that a complex web of influences ranging from societal expectations to test taking strategies to individual interests account for

many of the sex differences found in math and similar intellectual abilities.

A more interesting question, and perhaps a more sensitive one, might be to inquire in which ways men and women might differ in intellectual ability, if at all. That is, researchers should not seek to prove that one group or another is better but might examine the ways that they might differ and offer explanations for any differences that are found. Researchers have investigated sex differences in intellectual ability. In a review of the research literature Halpern (1997) found that women appear, on average, superior to men on measures of fine motor skill, acquired knowledge, reading comprehension, decoding non-verbal expression, and generally have higher grades in school. Men, by contrast, appear, on average, superior to women on measures of fluid reasoning related to math and science, perceptual tasks that involve moving objects, and tasks that require transformations in working memory such as mental rotations of physical spaces. Halpern also notes that men are disproportionately represented on the low end of cognitive functioning including in intellectual disability, dyslexia, and attention deficit disorders (Halpern, 1997).

Other researchers have examined various explanatory hypotheses for why sex differences in intellectual ability occur. Some studies have provided mixed evidence for genetic factors while others point to evidence for social factors (Neisser, et al, 1996; Nisbett, et al., 2012). One interesting phenomenon that has received research scrutiny is the idea of **stereotype threat**. Stereotype threat is the idea that mental access to a particular stereotype can have real-world impact on a member of the stereotyped group. In one study (Spencer, Steele, & Quinn, 1999), for example, women who were informed that women tend to fare poorly on math exams just before taking a math test actually performed worse relative to a control group who did not hear the stereotype. Research on stereotype has yielded mixed results and we are currently uncertain about exactly how and when this effect might occur. One possible antidote to stereotype threat, at least in the case of women, is to make a self-affirmation (such as listing positive personal qualities) before the threat occurs. In one study, for instance, Martens and her colleagues (2006) had women write about personal qualities that they valued before taking a math test. The affirmation largely erased the effect of stereotype by improving math scores for women relative to a control group but similar affirmations had little effect for men (Martens, Johns, Greenberg, & Schimel, 2006).

These types of controversies compel many lay people to wonder if there might be a problem with intelligence measures. It is natural to wonder if they are somehow biased against certain groups. Psychologists typically answer such questions by pointing out that bias in the testing sense of the word is different than how people use the word in everyday speech. Common use of bias denotes a prejudice based on group membership. Scientific bias, on the other hand, is related to the psychometric properties of the test such as validity and reliability.

Validity is the idea that an assessment measures what it claims to measure and that it can predict future behaviors or performance. To this end, intelligence tests are not biased because they are fairly accurate measures and predictors. There are, however, real biases, prejudices, and inequalities in the social world that might benefit some advantaged group while hindering some disadvantaged others.

Conclusion

Although you might not be able to spell “esquamulose” or “staphylococci” – indeed, you might not even know what they mean—you don’t need to count yourself out in the intelligence department. Now that we have examined intelligence in depth we can return to our intuitive view of those students who compete in the National Spelling Bee. Are they smart? Certainly, they seem to have high verbal intelligence. There is also the possibility that they benefit from either a genetic boost in intelligence, a supportive social environment, or both. Watching them spell difficult words there is also much we do not know about them. We cannot tell, for instance, how emotionally intelligent they are or how they might use bodily-kinesthetic intelligence. This highlights the fact that intelligence is a complicated issue. Fortunately, psychologists continue to research this fascinating topic and their studies continue to yield new insights.

Outside Resources

Blog: Dr. Jonathan Wai has an excellent blog on Psychology Today discussing many of the most interesting issue related to intelligence.

<http://www.psychologytoday.com/blog/finding-the-next-einstein>

Video: Hank Green gives a fun and interesting overview of the concept of intelligence in this installment of the Crash Course series.

<https://www.youtube.com/watch?v=9xTz3Qjclol>

Discussion Questions

1. Do you think that people get smarter as they get older? In what ways might people gain or lose intellectual abilities as they age?
2. When you meet someone who strikes you as being smart what types of cues or information do you typically attend to in order to arrive at this judgment?
3. How do you think socio-economic status affects an individual taking an intellectual abilities test?
4. Should psychologists be asking about group differences in intellectual ability? What do you think?
5. Which of Howard Gardner's 8 types of intelligence do you think describes the way you learn best?

Vocabulary

G

Short for “general factor” and is often used to be synonymous with intelligence itself.

Intelligence

An individual’s cognitive capability. This includes the ability to acquire, process, recall and apply information.

IQ

Short for “intelligence quotient.” This is a score, typically obtained from a widely used measure of intelligence that is meant to rank a person’s intellectual ability against that of others.

Norm

Assessments are given to a representative sample of a population to determine the range of scores for that population. These “norms” are then used to place an individual who takes that assessment on a range of scores in which he or she is compared to the population at large.

Standardize

Assessments that are given in the exact same manner to all people. With regards to intelligence tests standardized scores are individual scores that are computed to be referenced against normative scores for a population (see “norm”).

Stereotype threat

The phenomenon in which people are concerned that they will conform to a stereotype or that their performance does conform to that stereotype, especially in instances in which the stereotype is brought to their conscious awareness.

References

- Bar-On, R. (2006). The Bar-On model of emotional-social intelligence (ESI). *Psicometha*, 18 (Suppl.), 13–25.
- Binet, A. (1894). *Psychologie des grands calculateurs et joueurs d'échecs*. Paris: Librairie Hachette.
- Bouchard, T.J. (2004). Genetic influence on human psychological traits - A survey. *Current Directions in Psychological Science* 13(4), 148–151.
- Carroll, J. B. (1993). *Human cognitive abilities: A survey of factor-analytic studies*. Cambridge, England:Cambridge University Press.
- Carroll, J. B. (1993). *Human cognitive abilities: A survey of factor-analytic studies*. Cambridge, England:Cambridge University Press.
- Ceci, S. J., Williams, W. & Barnett, S. M. (2009). Women's underrepresentation in science: socio cultural and biological considerations. *Psychological Bulletin*, 135, 218-261.
- Dweck, C. S. (1986). Motivational processes affecting learning. *American psychologist*, 41(10), 1040-1048.
- Flynn J. R. (1987). "Massive IQ gains in 14 nations: What IQ tests really measure". *Psychological Bulletin* 101, 171–191.
- Gallup, G. G. (1982). Self-awareness and the emergence of mind in primates. *American Journal of Primatology*, 2(3), 237-248.
- Gardner, H. (1985). *Frames of mind: The theory of multiple intelligences*. New York: Basic Books.
- Halpern, D. F. (1997). Sex differences in intelligence: Implications for education. *American Psychologist*, 52(10), 1091-1102.
- Halpern, D. F. (1997). Sex differences in intelligence: Implications for education. *American Psychologist*, 52(10), 1091-1102.
- Hauser, M. D., MacNeilage, P., & Ware, M. (1996). Numerical representations in primates. *Proceedings of the National Academy of Sciences*, 93(4), 1514-1517.
- Horn, J. L., & Cattell, R. B. (1966). Refinement and test of the theory of fluid and crystallized general intelligences. *Journal of Educational Psychology*, 57(5), 253-270.
- Hunt, M. (2009). *The story of psychology*. New York: Random House, LLC.
- Hunt, M. (2009). *The story of psychology*. New York: Random House, LLC.
- Kohler, W. (1924). *The mentality of apes*. Oxford: Harcourt, Brace.
- Lopes, P. N., Grewal, D., Kadis, J., Gall, M., & Salovey, P. (2006). Evidence that emotional intelligence is related to job performance and affect and attitudes at work. *Psicothema*, 18

(Suppl.), 132-138.

Martens, A., Johns, M., Greenberg, J., & Schimel, J. (2006). Combating stereotype threat: The effect of self-affirmation on women's intellectual performance. *Journal of Experimental Social Psychology, 42*(2), 236-243.

Martens, A., Johns, M., Greenberg, J., & Schimel, J. (2006). Combating stereotype threat: The effect of self-affirmation on women's intellectual performance. *Journal of Experimental Social Psychology, 42*(2), 236-243.

Mayer, J. D., & Salovey, P. (1997). What is emotional intelligence? In P. Salovey & D. J. Sluyter (Eds.), *Emotional development and emotional intelligence: Educational implications* (pp. 3-34). New York: Basic.

National Spelling Bee. (2014a). *Statistics*. Retrieved from: <http://www.spellingbee.com/statistics>

National Spelling Bee. (2014b). *Get to Know the Competition*. Retrieved from: <http://www.spellingbee.com/UserFiles/topblog---good2341418.html>

Neisser, U., Boodoo, G., Bouchard, Jr., T.J., Boykin, A. W., Brody, N., Ceci, S., Halpern, D., Loehlin, J. C., Perloff, R., Sternberg, R. J. & Urbina, S. (1996). Intelligence: Knowns and unknowns. *American Psychologist, 51*, 77-101.

Nisbett, R. E., Aronson, J., Blair, C., Dickens, W., Flynn, J., Halpern, D. F., & Turkheimer, E. (2012). Intelligence: new findings and theoretical developments. *American Psychologist, 67*(2), 130-160.

Schmidt, F. L., & Hunter, J. E. (1998). The validity and utility of selection methods in personnel psychology: Practical and theoretical implications of 85 years of research findings. *Psychological Bulletin, 124*, 262-274

Spearman, C. (1904). " General Intelligence," Objectively Determined and Measured. *The American Journal of Psychology, 15*(2), 201-292.

Spencer, S. J., Steele, C. M., & Quinn, D. M. (1999). Stereotype threat and women's math performance. *Journal of Experimental Social Psychology, 35*(1), 4-28.

Terman, L. M. (1916). *The measurement of intelligence: An explanation of and a complete guide for the use of the Stanford revision and extension of the Binet-Simon Intelligence Scale*. Boston: Houghton Mifflin.

Terman, L. M. (1916). *The measurement of intelligence: An explanation of and a complete guide for the use of the Stanford revision and extension of the Binet-Simon Intelligence Scale*. Boston: Houghton Mifflin.

Wechsler, D. (1955). *Manual for the Wechsler Adult Intelligence Scale*. Oxford: Psychological Corporation.

Emotion and Motivation

19

Drive States

Sudeep Bhatia & George Loewenstein

Our thoughts and behaviors are strongly influenced by affective experiences known as drive states. These drive states motivate us to fulfill goals that are beneficial to our survival and reproduction. This module provides an overview of key drive states, including information about their neurobiology and their psychological effects.

Learning Objectives

- Identify the key properties of drive states
- Describe biological goals accomplished by drive states
- Give examples of drive states
- Outline the neurobiological basis of drive states such as hunger and arousal
- Discuss the main moderators and determinants of drive states such as hunger and arousal

Introduction

What is the longest you've ever gone without eating? A couple of hours? An entire day? How did it feel? Humans rely critically on food for nutrition and energy, and the absence of food can create drastic changes, not only in physical appearance, but in thoughts and behaviors. If you've ever fasted for a day, you probably noticed how hunger can take over your mind, directing your attention to foods you could be eating (a cheesy slice of pizza, or perhaps some sweet, cold ice cream), and motivating you to obtain and consume these foods. And once you have eaten and your hunger has been satisfied, your thoughts and behaviors return to normal.



Hunger is among our most basic motivators. [Image: Jeremy Brooks, <https://goo.gl/XrFG2W>, CC BY-NC 2.0, <https://goo.gl/VnKlK8>]

Hunger is a **drive state**, an affective experience (something you feel, like the sensation of being tired or hungry) that motivates organisms to fulfill goals that are generally beneficial to their survival and reproduction. Like other drive states, such as thirst or sexual arousal, hunger has a profound impact on the functioning of the mind. It affects psychological processes, such as perception, attention, emotion, and motivation, and influences the behaviors that these processes generate.

Key Properties of Drive States

Drive states differ from other affective or emotional states in terms of the biological

functions they accomplish. Whereas all affective states possess valence (i.e., they are positive or negative) and serve to motivate approach or avoidance behaviors (Zajonc, 1998), drive states are unique in that they generate behaviors that result in specific benefits for the body. For example, hunger directs individuals to eat foods that increase blood sugar levels in the body, while thirst causes individuals to drink fluids that increase water levels in the body.

Different drive states have different triggers. Most drive states respond to both internal and external cues, but the combinations of internal and external cues, and the specific types of cues, differ between drives. Hunger, for example, depends on internal, visceral signals as well as sensory signals, such as the sight or smell of tasty food. Different drive states also result in different cognitive and emotional states, and are associated with different behaviors. Yet despite these differences, there are a number of properties common to all drive states.

Homeostasis

Humans, like all organisms, need to maintain a stable state in their various physiological systems. For example, the excessive loss of body water results in dehydration, a dangerous and potentially fatal state. However, too much water can be damaging as well. Thus, a moderate and stable level of body fluid is ideal. The tendency of an organism to maintain this stability across all the different physiological systems in the body is called **homeostasis**.

Homeostasis is maintained via two key factors. First, the state of the system being regulated must be monitored and compared to an ideal level, or a **set point**. Second, there need to be mechanisms for moving the system back to this set point—that is, to restore homeostasis when deviations from it are detected. To better understand this, think of the thermostat in your own home. It detects when the current temperature in the house is different than the temperature you have it set at (i.e., the set point). Once the thermostat recognizes the difference, the heating or air conditioning turns on to bring the overall temperature back to the designated level.

Many homeostatic mechanisms, such as blood circulation and immune responses, are automatic and nonconscious. Others, however, involve deliberate action. Most drive states motivate action to restore homeostasis using both “punishments” and “rewards.” Imagine that these homeostatic mechanisms are like molecular parents. When you behave poorly by departing from the set point (such as not eating or being somewhere too cold), they raise their voice at you. You experience this as the bad feelings, or “punishments,” of hunger, thirst, or feeling too cold or too hot. However, when you behave well (such as eating nutritious foods when hungry), these homeostatic parents reward you with the pleasure that comes from any activity that moves the system back toward the set point. For example, when body temperature declines below the set point, any activity that helps to restore homeostasis (such as putting one’s hand in warm water) feels pleasurable; and likewise, when body temperature rises above the set point, anything that cools it feels pleasurable.



The body needs homeostasis and motivates us - through both pleasure and pain - to stay in balance. [Image: ashleigh290, <https://goo.gl/yXQtEC>, CC-BY 2.0, <https://goo.gl/BRvSA7>]

The Narrowing of Attention

As drive states intensify, they direct attention toward elements, activities, and forms of consumption that satisfy the biological needs associated with the drive. Hunger, for example, draws attention toward food. Outcomes and objects that are not related to satisfying hunger

lose their value (Easterbrook, 1959). For instance, has anyone ever invited you to do a fun activity while you were hungry? Likely your response was something like: “I’m not doing anything until I eat first.” Indeed, at a sufficient level of intensity, individuals will sacrifice almost any quantity of goods that do not address the needs signaled by the drive state. For example, cocaine addicts, according to Gawin (1991:1581), “report that virtually all thoughts are focused on cocaine during binges; nourishment, sleep, money, loved ones, responsibility, and survival lose all significance.”

Drive states also produce a second form of attention-narrowing: a collapsing of time-perspective toward the present. That is, they make us impatient. While this form of attention-narrowing is particularly pronounced for the outcomes and behaviors directly related to the biological function being served by the drive state at issue (e.g., “I need food *now*”), it applies to general concerns for the future as well. Ariely and Loewenstein (2006), for example, investigated the impact of sexual arousal on the thoughts and behaviors of a sample of male undergraduates. These undergraduates were lent laptop computers that they took to their private residences, where they answered a series of questions, both in normal states and in states of high sexual arousal. Ariely and Loewenstein found that being sexually aroused made people extremely impatient for both sexual outcomes and for outcomes in other domains, such as those involving money. In another study Giordano et al. (2002) found that heroin addicts were more impatient with respect to heroin when they were craving it than when they were not. More surprisingly, they were also more impatient toward money (they valued delayed money less) when they were actively craving heroin.

Yet a third form of attention-narrowing involves thoughts and outcomes related to the self versus others. Intense drive states tend to narrow one’s focus inwardly and to undermine altruism—or the desire to do good for others. People who are hungry, in pain, or craving drugs tend to be selfish. Indeed, popular interrogation methods involve depriving individuals of sleep, food, or water, so as to trigger intense drive states leading the subject of the interrogation to divulge information that may betray comrades, friends, and family (Biderman, 1960).

Two Illustrative Drive States

Thus far we have considered drive states abstractly. We have discussed the ways in which they relate to other affective and motivational mechanisms, as well as their main biological purpose and general effects on thought and behavior. Yet, despite serving the same broader goals, different drive states are often remarkably different in terms of their specific properties. To understand some of these specific properties, we will explore two different drive states

Current Controversy

In 2005, the American Psychological Association (APA) issued a report concluding that psychologists could ethically play a role in the interrogation of people captured in Afghanistan and elsewhere. In 2014, following critical media publicity documenting the APA's involvement in torture, the APA commissioned a law firm to independently investigate APA involvement in interrogation. The firm's report was damaging to the APA because it suggested that APA leaders colluded with the Department of Defense, CIA, and other government officials not only to aid in interrogation itself, but to provide justification for government guidelines that defined torture (which is banned by international treaties signed by the U.S.) in a narrow fashion that excluded, for example so-called "stress positions" and sleep deprivation.

Critical Questions

1. Do you think that manipulating drive states, such as the need for sleep, constitutes torture?
2. How do you think research on drive states should inform the definition of "torture" and our definition of ethical interrogation techniques?

See the full Hoffman Report here - <http://www.apa.org/independent-review/APA-FINAL-Report-7.2.15.pdf>

For more coverage - <http://www.nytimes.com/2015/07/11/us/psychologists-shielded-us-torture-program-report-finds.html>

that play very important roles in determining behavior, and in ensuring human survival: hunger and sexual arousal.

Hunger

Hunger is a classic example of a drive state, one that results in thoughts and behaviors related to the consumption of food. Hunger is generally triggered by low glucose levels in the blood (Rolls, 2000), and behaviors resulting from hunger aim to restore homeostasis regarding those glucose levels. Various other internal and external cues can also cause hunger. For example, when fats are broken down in the body for energy, this initiates a chemical cue that the body should search for food (Greenberg, Smith, & Gibbs, 1990). External cues include the time of day, estimated time until the next feeding (hunger increases immediately prior to food consumption), and the sight, smell, taste, and even touch of food and food-related stimuli. Note that while hunger is a generic feeling, it has nuances that can provoke the eating of specific foods that correct for nutritional imbalances we may not even be conscious of. For



External cues, like the sight and smell of food, can ignite feelings of hunger. [Image: Marco Verch, <https://goo.gl/c4TC5A>, CC BY 2.0, <https://goo.gl/BRvSA7>]

example, a couple who was lost adrift at sea found they inexplicably began to crave the eyes of fish. Only later, after they had been rescued, did they learn that fish eyes are rich in vitamin C—a very important nutrient that they had been depleted of while lost in the ocean (Walker, 2014).

The **hypothalamus** (located in the lower, central part of the brain) plays a very important role in eating behavior. It is responsible for synthesizing and secreting various hormones. The lateral hypothalamus (LH) is concerned largely with hunger and, in fact, lesions (i.e., damage) of the LH can eliminate the desire for eating entirely—to the point that animals starve themselves to death unless kept alive by force feeding

(Anand & Brobeck, 1951). Additionally, artificially stimulating the LH, using electrical currents, can generate eating behavior if food is available (Andersson, 1951).

Activation of the LH can not only increase the desirability of food but can also reduce the desirability of nonfood-related items. For example, Brendl, Markman, and Messner (2003) found that participants who were given a handful of popcorn to trigger hunger not only had higher ratings of food products, but also had lower ratings of nonfood products—compared with participants whose appetites were not similarly primed. That is, because eating had become more important, other non-food products lost some of their value.

Hunger is only part of the story of when and why we eat. A related process, **satiation**, refers to the decline of hunger and the eventual termination of eating behavior. Whereas the feeling of hunger gets you to start eating, the feeling of satiation gets you to stop. Perhaps surprisingly, hunger and satiation are two distinct processes, controlled by different circuits in the brain and triggered by different cues. Distinct from the LH, which plays an important role in hunger, the ventromedial hypothalamus (VMH) plays an important role in satiety. Though lesions of the VMH can cause an animal to overeat to the point of obesity, the relationship between the LH and the VMB is quite complicated. Rats with VMH lesions can also be quite finicky about their food (Teitelbaum, 1955).

Other brain areas, besides the LH and VMH, also play important roles in eating behavior. The

sensory cortices (visual, olfactory, and taste), for example, are important in identifying food items. These areas provide informational value, however, not hedonic evaluations. That is, these areas help tell a person what is good or safe to eat, but they don't provide the pleasure (or hedonic) sensations that *actually* eating the food produces. While many sensory functions are roughly stable across different psychological states, other functions, such as the detection of food-related stimuli, are enhanced when the organism is in a hungry drive state.

After identifying a food item, the brain also needs to determine its **reward value**, which affects the organism's motivation to consume the food. The reward value ascribed to a particular item is, not surprisingly, sensitive to the level of hunger experienced by the organism. The hungrier you are, the greater the reward value of the food. Neurons in the areas where reward values are processed, such as the orbitofrontal cortex, fire more rapidly at the sight or taste of food when the organism is hungry relative to if it is satiated.

Sexual Arousal

A second drive state, especially critical to reproduction, is sexual arousal. Sexual arousal results in thoughts and behaviors related to sexual activity. As with hunger, it is generated by a large range of internal and external mechanisms that are triggered either after the extended absence of sexual activity or by the immediate presence and possibility of sexual activity (or by cues commonly associated with such possibilities). Unlike hunger, however, these mechanisms can differ substantially between males and females, indicating important evolutionary differences in the biological functions that sexual arousal serves for different sexes.

Sexual arousal and pleasure in males, for example, is strongly related to the **preoptic area**, a region in the anterior hypothalamus (or the front of the hypothalamus). If the preoptic area is damaged, male sexual behavior is severely impaired. For example, rats that have had prior sexual experiences will still seek out sexual partners after their preoptic area is lesioned.



Unlike other drive states the mechanisms that trigger sexual arousal are not the same for men and women. [Image: Matthew Romack, <https://goo.gl/IUbbk0>, CC BY 2.0, <https://goo.gl/BRvSA7>]

However, once having secured a sexual partner, rats with lesioned preoptic areas will show no further inclination to actually initiate sex.

For females, though, the preoptic area fulfills different roles, such as functions involved with eating behaviors. Instead, there is a different region of the brain, the ventromedial hypothalamus (the lower, central part) that plays a similar role for females as the preoptic area does for males. Neurons in the ventromedial hypothalamus determine the excretion of estradiol, an estrogen hormone that regulates sexual receptivity (or the willingness to accept a sexual partner). In many mammals, these neurons send impulses to the periaqueductal gray (a region in the midbrain) which is responsible for defensive behaviors, such as freezing immobility, running, increases in blood pressure, and other motor responses. Typically, these defensive responses might keep the female rat from interacting with the male one. However, during sexual arousal, these defensive responses are weakened and lordosis behavior, a physical sexual posture that serves as an invitation to mate, is initiated (Kow and Pfaff, 1998). Thus, while the preoptic area encourages males to engage in sexual activity, the ventromedial hypothalamus fulfills that role for females.

Other differences between males and females involve overlapping functions of neural modules. These neural modules often provide clues about the biological roles played by sexual arousal and sexual activity in males and females. Areas of the brain that are important for male sexuality overlap to a great extent with areas that are also associated with aggression. In contrast, areas important for female sexuality overlap extensively with those that are also connected to nurturance (Panksepp, 2004).

One region of the brain that seems to play an important role in sexual pleasure for both males and females is the septal nucleus, an area that receives reciprocal connections from many other brain regions, including the hypothalamus and the amygdala (a region of the brain primarily involved with emotions). This region shows considerable activity, in terms of rhythmic spiking, during sexual orgasm. It is also one of the brain regions that rats will most reliably voluntarily self-stimulate (Olds & Milner, 1954). In humans, placing a small amount of acetylcholine into this region, or stimulating it electrically, has been reported to produce a feeling of imminent orgasm (Heath, 1964).

Conclusion

Drive states are evolved motivational mechanisms designed to ensure that organisms take self-beneficial actions. In this module, we have reviewed key properties of drive states, such as homeostasis and the narrowing of attention. We have also discussed, in some detail, two

important drive states—hunger and sexual arousal—and explored their underlying neurobiology and the ways in which various environmental and biological factors affect their properties.

There are many drive states besides hunger and sexual arousal that affect humans on a daily basis. Fear, thirst, exhaustion, exploratory and maternal drives, and drug cravings are all drive states that have been studied by researchers (see e.g., Buck, 1999; Van Boven & Loewenstein, 2003). Although these drive states share some of the properties discussed in this module, each also has unique features that allow it to effectively fulfill its evolutionary function.

One key difference between drive states is the extent to which they are triggered by internal as opposed to external stimuli. Thirst, for example, is induced both by decreased fluid levels and an increased concentration of salt in the body. Fear, on the other hand, is induced by perceived threats in the external environment. Drug cravings are triggered both by internal homeostatic mechanisms and by external visual, olfactory, and contextual cues. Other drive states, such as those pertaining to maternity, are triggered by specific events in the organism's life. Differences such as these make the study of drive states a scientifically interesting and important endeavor. Drive states are rich in their diversity, and many questions involving their neurocognitive underpinnings, environmental determinants, and behavioral effects, have yet to be answered.

One final thing to consider, not discussed in this module, relates to the real-world consequences of drive states. Hunger, sexual arousal, and other drive states are all psychological mechanisms that have evolved gradually over millions of years. We share these drive states not only with our human ancestors but with other animals, such as monkeys, dogs, and rats. It is not surprising then that these drive states, at times, lead us to behave in ways that are ill-suited to our modern lives. Consider, for example, the obesity epidemic that is affecting countries around the world. Like other diseases of affluence, obesity is a product of drive states that are too easily fulfilled: homeostatic mechanisms that once worked well when food was scarce now backfire when meals rich in fat and sugar are readily available. Unrestricted sexual arousal can have similarly perverse effects on our well-being. Countless politicians have sacrificed their entire life's work (not to mention their marriages) by indulging adulterous sexual impulses toward colleagues, staffers, prostitutes, and others over whom they have social or financial power. It is not an overstatement to say that many problems of the 21st century, from school massacres to obesity to drug addiction, are influenced by the mismatch between our drive states and our uniquely modern ability to fulfill them at a moment's notice.

Outside Resources

Web: An open textbook chapter on homeostasis

http://en.wikibooks.org/wiki/Human_Physiology/Homeostasis

Web: Motivation and emotion in psychology

http://allpsych.com/psychology101/motivation_emotion.html

Web: The science of sexual arousal

<http://www.apa.org/monitor/apr03/arousal.aspx>

Discussion Questions

1. The ability to maintain homeostasis is important for an organism's survival. What are the ways in which homeostasis ensures survival? Do different drive states accomplish homeostatic goals differently?
2. Drive states result in the narrowing of attention toward the present and toward the self. Which drive states lead to the most pronounced narrowing of attention toward the present? Which drive states lead to the most pronounced narrowing of attention toward the self?
3. What are important differences between hunger and sexual arousal, and in what ways do these differences reflect the biological needs that hunger and sexual arousal have been evolved to address?
4. Some of the properties of sexual arousal vary across males and females. What other drive states affect males and females differently? Are there drive states that vary with other differences in humans (e.g., age)?

Vocabulary

Drive state

Affective experiences that motivate organisms to fulfill goals that are generally beneficial to their survival and reproduction.

Homeostasis

The tendency of an organism to maintain a stable state across all the different physiological systems in the body.

Homeostatic set point

An ideal level that the system being regulated must be monitored and compared to.

Hypothalamus

A portion of the brain involved in a variety of functions, including the secretion of various hormones and the regulation of hunger and sexual arousal.

Lordosis

A physical sexual posture in females that serves as an invitation to mate.

Preoptic area

A region in the anterior hypothalamus involved in generating and regulating male sexual behavior.

Reward value

A neuropsychological measure of an outcome's affective importance to an organism.

Satiation

The state of being full to satisfaction and no longer desiring to take on more.

References

- Anand, B. K., & Brobeck, J. R. (1951). Hypothalamic control of food intake in rats and cats. *The Yale journal of biology and medicine*, 24(2), 123.
- Andersson, B. (1951). The effect and localization of electrical stimulation of certain parts of the brain stem in sheep and goats. *Acta Physiologica Scandinavica*, 23(1), 8–23.
- Ariely, D., & Loewenstein, G. (2006). The heat of the moment: The effect of sexual arousal on sexual decision making. *Journal of Behavioral Decision Making*, 19(2), 87–98.
- Biderman, A. D. (1960). Social-psychological needs and “involuntary” behavior as illustrated by compliance in interrogation. *Sociometry*, 23(2), 120–147.
- Brendl, C. M., Markman, A. B., & Messner, C. (2003). The devaluation effect: Activating a need devalues unrelated objects. *Journal of Consumer Research*, 29(4), 463–473.
- Buck, R. (1999). The biological affects: A typology. *Psychological Review*, 106, 301–336.
- Easterbrook, J. A. (1959). The effect of emotion on cue utilization and the organization of behavior. *Psychological Review*, 66(3).
- Gawin, F. H. (1991). Cocaine addiction: psychology and neurophysiology. *Science*, 251(5001), 1580–1586.
- Giordano, L. A., Bickel, W. K., Loewenstein, G., Jacobs, E. A., Marsch, L., & Badger, G. J. (2002). Mild opioid deprivation increases the degree that opioid-dependent outpatients discount delayed heroin and money. *Psychopharmacology*, 163(2), 174–182.
- Greenberg, D., Smith, G. P., & Gibbs, J. (1990). Intraduodenal infusions of fats elicit satiety in sham-feeding rats. *American Journal of Physiology-Regulatory, Integrative, and Comparative Physiology*, 259(1), 110–118.
- Heath, R. G. (1964). Pleasure response of human subjects to direct stimulation of the brain: Physiologic and psychodynamic considerations. In R. G. Heath (Ed.), *The role of pleasure in behavior* (pp. 219–243). New York, NY: Hoeber.
- Kow, L. M., & Pfaff, D. W. (1998). Mapping of neural and signal transduction pathways for lordosis in the search for estrogen actions on the central nervous system. *Behavioural Brain Research*, 92(2), 169–180.
- Olds, J., & Milner, P. (1954). Positive reinforcement produced by electrical stimulation of septal area and other regions of rat brain. *Journal of Comparative and Physiological Psychology*, 47(6), 419.
- Panksepp, J. (2004). *Affective neuroscience: The foundations of human and animal emotions* (Vol. 4). New York, NY: Oxford University Press U.S.

- Rolls, E. T. (2000). The orbitofrontal cortex and reward. *Cerebral Cortex*, 10(3), 284-294.
- Teitelbaum, P. (1955). Sensory control of hypothalamic hyperphagia. *Journal of Comparative and Physiological Psychology*, 48(3), 156.
- Van Boven, L., & Loewenstein, G. (2003). Projection of transient drive states. *Personality and Social Psychology Bulletin*, 29, 1159-1168.
- Walker, P. (2014). Castaway's sea savvy could have helped him survive year adrift, says expert. The Guardian. Retried from <http://www.theguardian.com/world/2014/feb/04/castaway-j-ose-salvador-alvarenga-survival-expert>
- Zajonc, R. B. (1998). Emotions. In Gilbert, D. T., Fiske, S. T., & Lindzey, G. (Eds.), *The handbook of social psychology* (Vols. 1 and 2, 4th ed., pp. 591-632). New York, NY: McGraw-Hill.

20

Culture and Emotion

Jeanne Tsai

How do people's cultural ideas and practices shape their emotions (and other types of feelings)? In this module, we will discuss findings from studies comparing North American (United States, Canada) and East Asian (Chinese, Japanese, Korean) contexts. These studies reveal both cultural similarities and differences in various aspects of emotional life. Throughout, we will highlight the scientific and practical importance of these findings and conclude with recommendations for future research.

Learning Objectives

- Review the history of cross-cultural studies of emotion
- Learn about recent empirical findings and theories of culture and emotion
- Understand why cultural differences in emotion matter
- Explore current and future directions in culture and emotion research

Take a moment and imagine you are traveling in a country you've never been to before. Everything—the sights, the smells, the sounds—seems strange. People are speaking a language you don't understand and wearing clothes unlike yours. But they greet you with a smile and you sense that, despite the differences you observe, deep down inside these people have the same feelings as you. But is this true? Do people from opposite ends of the world really feel the same emotions? While most scholars agree that members of different cultures may vary in the foods they eat, the languages they speak, and the holidays they celebrate, there is disagreement about the extent to which culture shapes people's emotions and feelings

—including what people feel, what they express, and what they do during an emotional event. Understanding how culture shapes people's emotional lives and what impact emotion has on psychological health and well-being in different cultures will not only advance the study of human behavior but will also benefit multicultural societies. Across a variety of settings—academic, business, medical—people worldwide are coming into more contact with people from foreign cultures. In order to communicate and function effectively in such situations, we must understand the ways cultural ideas and practices shape our emotions.

Historical Background

In the 1950s and 1960s, social scientists tended to fall into either one of two camps. The universalist camp claimed that, despite cultural differences in customs and traditions, at a fundamental level all humans feel similarly. These universalists believed that emotions evolved as a response to the environments of our primordial ancestors, so they are the same across all cultures. Indeed, people often describe their emotions as “automatic,” “natural,” “physiological,” and “instinctual,” supporting the view that emotions are hard-wired and universal.



Universalists point to our prehistoric ancestors as the source of emotions that all humans share. [Image: Stefan Sheer, <https://goo.gl/x56mw9>, CC BY-SA 3.0, <https://goo.gl/tCiqlm>]

The social constructivist camp, however, claimed that despite a common evolutionary heritage, different groups of humans evolved to adapt to their distinctive environments. And because human environments vary so widely, people's emotions are also culturally variable. For instance, Lutz (1988) argued that many Western views of emotion assume that emotions are “singular events situated within individuals.” However, people from Ifaluk (a small island near Micronesia) view emotions as “exchanges between individuals” (p. 212). Social constructivists contended that because cultural ideas and practices are all-encompassing, people are often

unaware of how their feelings are shaped by their culture. Therefore emotions can feel automatic, natural, physiological, and instinctual, and yet still be primarily culturally shaped.

In the 1970s, Paul Ekman conducted one of the first scientific studies to address the universalist–social constructivist debate. He and Wallace Friesen devised a system to measure people’s facial muscle activity, called the Facial Action Coding System (FACS; Ekman & Friesen, 1978). Using FACS, Ekman and Friesen analyzed people’s facial expressions and identified specific facial muscle configurations associated with specific emotions, such as happiness, anger, sadness, fear, disgust. Ekman and Friesen then took photos of people posing with these different expressions (Figure 1). With the help of colleagues at different universities around the world, Ekman and Friesen showed these pictures to members of vastly different cultures, gave them a list of emotion words (translated into the relevant languages), and asked them to match the facial expressions in the photos with their corresponding emotion words on the list (Ekman & Friesen, 1971; Ekman et al., 1987).

Across cultures, participants “recognized” the emotional facial expressions, matching each picture with its “correct” emotion word at levels greater than chance. This led Ekman and his colleagues to conclude that there are universally recognized emotional facial expressions. At the same time, though, they found considerable variability across cultures in recognition rates. For instance, whereas 95% of U.S. participants associated a smile with “happiness,” only 69% of Sumatran participants did. Similarly, 86% of U.S. participants associated wrinkling of the nose with “disgust,” but only 60% of Japanese did (Ekman et al., 1987). Ekman and colleagues interpreted this variation as demonstrating cultural differences in “display rules,” or rules about what emotions are appropriate to show in a given situation (Ekman, 1972). Indeed, since this initial work, Matsumoto and his colleagues have demonstrated widespread cultural differences in display rules (Safdar et al., 2009). One prominent example of such differences is biting one’s tongue. In India, this signals embarrassment; however, in the U.S. this expression has no such meaning (Haidt & Keltner, 1999).

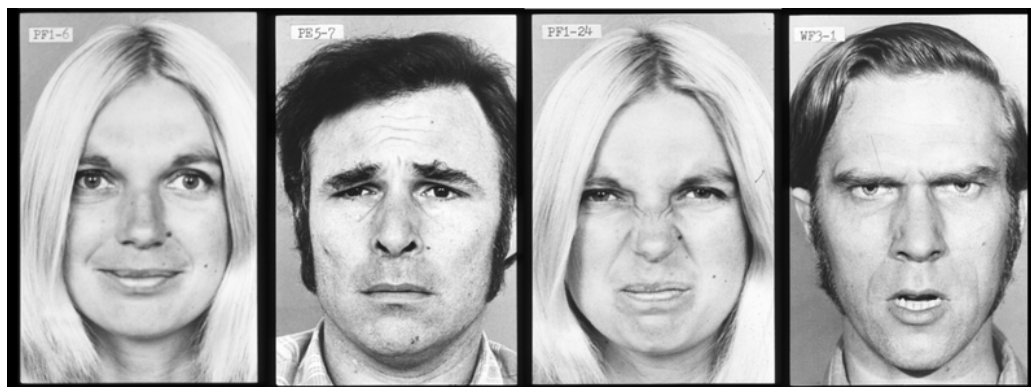


Photo credit - Paul Ekman Ph.D. / Paul Ekman Group, LLC.

Figure 1. Facial expressions associated with happiness, sadness, disgust, and anger based on the Facial Action Coding System. [Image: Paul Ekman, used with permission]

These findings suggest both cultural similarities and differences in the recognition of emotional facial expressions (although see Russell, 1994, for criticism of this work). Interestingly, since the mid-2000s, increasing research has demonstrated cultural differences not only in display rules, but also the degree to which people focus on the face (versus other aspects of the social context; Masuda, Ellsworth, Mesquita, Leu, Tanida, & Van de Veerdonk, 2008), and on different features of the face (Yuki, Maddux, & Matsuda, 2007) when perceiving others' emotions. For example, people from the United States tend to focus on the mouth when interpreting others' emotions, whereas people from Japan tend to focus on the eyes.

But how does culture shape other aspects of emotional life—such as how people emotionally respond to different situations, how they want to feel generally, and what makes them happy? Today, most scholars agree that emotions and other related states are multifaceted, and that cultural similarities and differences exist for each facet. Thus, rather than classifying emotions as *either* universal *or* socially-constructed, scholars are now attempting to identify the specific similarities and differences of emotional life across cultures. These endeavors are yielding new insights into the effects of cultural on emotion.

Current and Research Theory

Given the wide range of cultures and facets of emotion in the world, for the remainder of the module we will limit our scope to the two cultural contexts that have received the most empirical attention by social scientists: North America (United States, Canada) and East Asia (China, Japan, and Korea). Social scientists have focused on North American and East Asian contexts because they differ in obvious ways, including their geographical locations, histories, languages, and religions. Moreover, since the 1980s large-scale studies have revealed that North American and East Asian contexts differ in their overall values and attitudes, such as the prioritization of personal vs. group needs (individualism vs. collectivism; Hofstede, 2001). Whereas North American contexts encourage members to prioritize personal over group needs (to be “individualistic”), East Asian contexts encourage members to prioritize group over personal needs (to be “collectivistic”).

Cultural Models of Self in North American and East Asian Contexts

In a landmark paper, cultural psychologists Markus and Kitayama (1991) proposed that previously observed differences in individualism and collectivism translated into different models of the self—or one's personal concept of who s/he is as a person. Specifically, the researchers argued that in North American contexts, the dominant model of the self is an independent one, in which being a person means being distinct from others and behaving

accordingly across situations. In East Asian contexts, however, the dominant model of the self is an interdependent one, in which being a person means being fundamentally connected to others and being responsive to situational demands. For example, in a classic study (Cousins, 1989), American and Japanese students were administered the Twenty Statements Test, in which they were asked to complete the sentence stem, "I am _____," twenty times. U.S. participants were more likely than Japanese participants to complete the stem with psychological attributes (e.g., friendly, cheerful); Japanese participants, on the other hand, were more likely to complete the stem with references to social roles and responsibilities (e.g., a daughter, a student) (Cousins, 1989). These different models of the self result in different principles for interacting with others. An independent model of self teaches people to express themselves and try to influence others (i.e., change their environments to be consistent with their own beliefs and desires). In contrast, an interdependent model of self teaches people to suppress their own beliefs and desires and adjust to others' (i.e., fit in with their environment) (Heine, Lehman, Markus, & Kitayama, 1999; Morling, Kitayama, & Miyamoto, 2002; Weisz, Rothbaum, & Blackburn, 1984). Markus and Kitayama (1991) argue that these different models of self have significant implications for how people in Western and East Asian contexts feel.

Cultural Similarities and Differences in Emotion: Comparisons of North American and East Asian Contexts

A considerable body of empirical research suggests that these different models of self shape various aspects of emotional dynamics. Next we will discuss several ways culture shapes emotion, starting with emotional response.

People's Physiological Responses to Emotional Events Are Similar Across Cultures, but Culture Influences People's Facial Expressive Behavior

How does culture influence people's responses to emotional events? Studies of emotional response tend to focus on three components: physiology (e.g., how fast one's heart beats), subjective experience (e.g., feeling intensely happy or sad), and facial expressive behavior (e.g., smiling or frowning). Although only a few studies have simultaneously measured these different aspects of emotional response, those that do tend to observe more similarities than differences in physiological responses between cultures. That is, regardless of culture, people tend to respond similarly in terms of physiological (or bodily) expression. For instance, in one study, European American and Hmong (pronounced "muhng") American participants were

asked to relive various emotional episodes in their lives (e.g., when they lost something or someone they loved; when something good happened) (Tsai, Chentsova-Dutton, Freire-Bebeau, & Prymus, 2002). At the level of physiological arousal (e.g., heart rate), there were no differences in how the participants responded. However, their facial expressive behavior told a different story. When reliving events that elicited happiness, pride, and love, European Americans smiled more frequently and more intensely than did their Hmong counterparts—though all participants reported feeling happy, proud, and in love at similar levels of intensity. And similar patterns have emerged in studies comparing European Americans with Chinese Americans during different emotion-eliciting tasks (Tsai et al., 2002; Tsai, Levenson, & McCoy, 2006; Tsai, Levenson, & Carstensen, 2000). Thus, while the physiological aspects of emotional responses appear to be similar across cultures, their accompanying facial expressions are more culturally distinctive.



Although study participants from different cultural backgrounds reported similar emotions and levels of intensity when recalling important episodes in their lives, there were significant differences in facial expressions in response to those emotions. [Image: Andrew Sweeney, <https://goo.gl/Npc7Wm>, CC BY-NC-SA 4.0, <https://goo.gl/H2QaA8>]

Again, these differences in facial expressions during positive emotional events are consistent with findings from cross-cultural studies of *display rules*, and stem from the models of self-description discussed above: In North American contexts that promote an **independent self**, individuals tend to express their emotions to influence others. Conversely, in East Asian contexts that promote an interdependent self, individuals tend to control and suppress their emotions to adjust to others.

People Suppress Their Emotions Across Cultures, but Culture Influences the Consequences of Suppression for Psychological Well-Being

If the cultural ideal in North American contexts is to express oneself, then suppressing emotions (not showing how one feels) should have negative consequences. This is the

assumption underlying hydraulic models of emotion: the idea that emotional suppression and repression impair psychological functioning (Freud, 1910). Indeed, significant empirical research shows that suppressing emotions can have negative consequences for psychological well-being in North American contexts (Gross, 1998). However, Soto and colleagues (2011) find that the relationship between suppression and psychological well-being varies by culture. True, with European Americans, emotional suppression is associated with higher levels of depression and lower levels of life satisfaction. (Remember, in these individualistic societies, the expression of emotion is a fundamental aspect of positive interactions with others.) On the other hand, since for Hong Kong Chinese, emotional suppression is needed to adjust to others (in this interdependent community, suppressing emotions is how to appropriately interact with others), it is simply a part of normal life and therefore not associated with depression or life satisfaction.

These findings are consistent with research suggesting that factors related to clinical depression vary between European Americans and Asian Americans. European Americans diagnosed with depression show dampened or muted emotional responses (Bylsma, Morris, & Rottenberg, 2008). For instance, when shown sad or amusing film clips, depressed European Americans respond less intensely than their nondepressed counterparts. However, other



Someone from a collectivist culture is more likely to think about how their own accomplishments might impact others. An otherwise positive achievement for one person could cause another to feel something negative, with mixed emotions as the result. [Image: lian xiaoxiao, <https://goo.gl/js5jDw>, CC BY-SA 2.0, <https://goo.gl/jSSrcO>]

studies have shown that depressed East Asian Americans (i.e., people of East Asian descent who live in the United States) demonstrate *similar or increased* emotional responses compared with their nondepressed counterparts (Chentsova-Dutton et al., 2007; Chentsova-Dutton, Tsai, & Gotlib, 2010). In other words, depressed European Americans show reduced emotional expressions, but depressed East Asian Americans do *not*—and, in fact, may express *more* emotion. Thus, muted responses (which resemble suppression) are associated with depression in European American contexts, but not in East Asian contexts.

People Feel Good During Positive Events, but Culture Influences Whether People

Feel Bad During Positive Events

What about people's subjective emotional experiences? Do people across cultures *feel* the same emotions in similar situations, despite how they show them? Recent studies indicate that culture affects whether people are likely to feel bad during good events. In North American contexts, people rarely feel bad after good experiences. However, a number of research teams have observed that, compared with people in North American contexts, people in East Asian contexts are more likely to feel bad *and* good ("mixed" emotions) during positive events (e.g., feeling worried after winning an important competition; Miyamoto, Uchida, & Ellsworth, 2010). This may be because, compared with North Americans, East Asians engage in more dialectical thinking (i.e., they are more tolerant of contradiction and change). Therefore, they accept that positive and negative feelings can occur simultaneously. In addition, whereas North Americans value maximizing positive states and minimizing negative ones, East Asians value a greater balance between the two (Sims, Tsai, Wang, Fung, & Zhang, 2013). To better understand this, think about how you would feel after getting the top score on a test that's graded on a curve. In North American contexts, such success is considered an individual achievement and worth celebrating. But what about the other students who will now receive a lower grade because you "raised the curve" with your good grade? In East Asian contexts, not only would students be more thoughtful of the overall group's success, but they would also be more comfortable acknowledging both the positive (their own success on the test) and the negative (their classmates' lower grades).

Again, these differences can be linked to cultural differences in models of the self. An interdependent model encourages people to think about how their accomplishments might affect others (e.g., make others feel bad or jealous). Thus, awareness of negative emotions during positive events may discourage people from expressing their excitement and standing out (as in East Asian contexts). Such emotional suppression helps individuals feel in sync with those around them. An independent model, however, encourages people to express themselves and stand out, so when something good happens, they have no reason to feel bad.

So far, we have reviewed research that demonstrates cultural similarities in physiological responses and in the ability to suppress emotions. We have also discussed the cultural differences in facial expressive behavior and the likelihood of experiencing negative feelings during positive events. Next, we will explore how culture shapes people's ideal or desired states.

People Want to Feel Good Across Cultures, but Culture Influences the Specific Good States People Want to Feel (Their "Ideal Affect")

Everyone welcomes positive feelings, but cultures vary in the specific types of **positive affective states** (see Figure 2) their people favor. An affective state is essentially the type of emotional arousal one feels coupled with its intensity—which can vary from pleasant to unpleasant (e.g., happy to sad), with high to low arousal (e.g., energetic to passive). Although people of all cultures experience this range of affective states, they can vary in their preferences for each. For example, people in North American contexts lean toward feeling excited, enthusiastic, energetic, and other “high arousal positive” states. People in East Asian contexts, however, generally prefer feeling calm, peaceful, and other “low arousal positive” states (Tsai, Knutson, & Fung, 2006). These cultural differences have been observed in young children between the ages of 3 and 5, college students, and adults between the ages of 60 and 80 (Tsai, Louie, Chen, & Uchida, 2007; Tsai, Sims, Thomas, & Fung, 2013), and are reflected in widely-distributed cultural products. For example, wherever you look in American contexts—women’s magazines, children’s storybooks, company websites, and even Facebook profiles (Figure 3)—you will find more open, excited smiles and fewer closed, calm smiles compared to Chinese contexts (Chim, Moon, Ang, Tsai, 2013; Tsai, 2007; Tsai, Louie, et al., 2007).

Two-Dimensional Map of Affective States

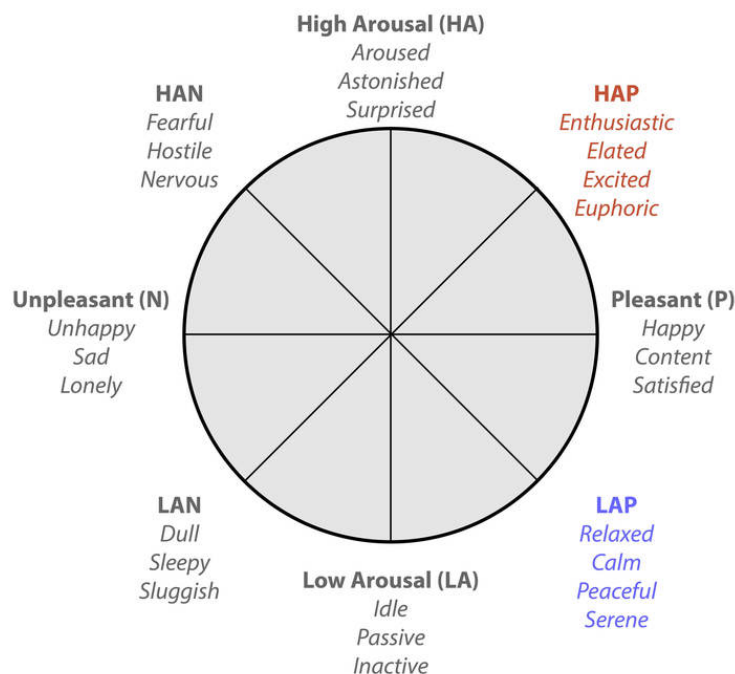


Figure 2: Adapted from Feldman, Barrett, and Russell (1999); Larsen and Diener ((1992); Russell (1991); Thayer (1989); Watson and Tellegen (1985)

Again, these differences in ideal affect (i.e., the emotional states that people believe are best) correspond to the independent and interdependent models described earlier: Independent selves want to influence others, which requires action (*doingsomething*), and action involves high arousal states. Conversely, interdependent selves want to adjust to others, which requires *suspending* action and attending to others—both of which involve low arousal states. Thus, the more that individuals and cultures want to influence others (as in North American contexts), the more they value excitement, enthusiasm, and other high arousal positive states. And, the more that individuals and cultures want to adjust to others (as in East Asian contexts), the more they value calm, peacefulness, and other low arousal positive states (Tsai, Miao, Seppala, Fung, & Yeung, 2007).



Figure 3: Sample Hong Kong Chinese (left) and European American (right) Facebook pages.

Because one's ideal affect functions as a guide for behavior and a way of evaluating one's emotional states, cultural differences in ideal affect can result in different emotional lives. For example, several studies have shown that people engage in activities (e.g., recreational pastimes, musical styles) consistent with their cultural ideal affect. That is, people from North American contexts (who value high arousal affective states) tend to prefer thrilling activities like skydiving, whereas people from East Asian contexts (who value low arousal affective states) prefer tranquil activities like lounging on the beach (Tsai, 2007). In addition, people base their conceptions of well-being and happiness on their ideal affect. Therefore, European Americans are more likely to define well-being in terms of excitement, whereas Hong Kong Chinese are more likely to define well-being in terms of calmness. Indeed, among European Americans, the less people experience *high* arousal positive states, the more depressed they are. But, among Hong Kong Chinese—you guessed it!—the less people experience *low* arousal positive states, the more depressed they are (Tsai, Knutson, & Fung, 2006).

People Base Their Happiness on Similar Factors Across Cultures, but Culture Influences the Weight Placed on Each Factor



Research has shown that self-esteem is more highly correlated with life satisfaction in individualistic cultures than in collectivist cultures. [Image: Erik, <https://goo.gl/N8zccv>, CC BY-NC-SA 2.0, <https://goo.gl/Toc0ZF>]

What factors make people happy or satisfied with their lives? We have seen that discrepancies between how people actually feel (actual affect) and how they want to feel (ideal affect)—as well as people's suppression of their ideal affect—are associated with depression. But happiness is based on other factors as well. For instance, Kwan, Bond, & Singelis (1997) found that while European Americans and Hong Kong Chinese subjects both based life satisfaction on how they felt about themselves (self-esteem) and their relationships (relationship harmony), their weighting of each factor was different. That is, European Americans based their life satisfaction primarily on self-esteem, whereas Hong Kong Chinese based their life satisfaction equally on self-esteem *and* relationship harmony. Consistent with these findings,

Oishi and colleagues (1999) found in a study of 39 nations that self-esteem was more strongly correlated with life satisfaction in more individualistic nations compared to more collectivistic ones. Researchers also found that in individualistic cultures people rated life satisfaction based on their emotions more so than on social definitions (or norms). In other words, rather than using social norms as a guideline for what constitutes an ideal life, people in individualistic cultures tend to evaluate their satisfaction according to how they feel emotionally. In collectivistic cultures, however, people's life satisfaction tends to be based on a balance between their emotions and norms (Suh, Diener, Oishi, & Triandis, 1998). Similarly, other researchers have recently found that people in North American contexts are more likely to feel negative when they have poor mental and physical health, while people in Japanese contexts don't have this association (Curhan et al., 2013).

Again, these findings are consistent with cultural differences in models of the self. In North American, independent contexts, feelings about the self matter more, whereas in East Asian, interdependent contexts, feelings about others matter as much as or even more than feelings

about the self.

Why Do Cultural Similarities And Differences In Emotion Matter?

Understanding cultural similarities and differences in emotion is obviously critical to understanding emotions in general, and the flexibility of emotional processes more specifically. Given the central role that emotions play in our interaction, understanding cultural similarities and differences is especially critical to preventing potentially harmful miscommunications. Although misunderstandings are unintentional, they can result in negative consequences—as we’ve seen historically for ethnic minorities in many cultures. For instance, across a variety of North American settings, Asian Americans are often characterized as too “quiet” and “reserved,” and these low arousal states are often misinterpreted as expressions of disengagement or boredom—rather than expressions of the ideal of calmness. Consequently, Asian Americans may be perceived as “cold,” “stoic,” and “unfriendly,” fostering stereotypes of Asian Americans as “perpetual foreigners” (Cheryan & Monin, 2005). Indeed, this may be one reason Asian Americans are often overlooked for top leadership positions (Hyun, 2005).

In addition to averting cultural miscommunications, recognizing cultural similarities and differences in emotion may provide insights into other paths to psychological health and well-being. For instance, findings from a recent series of studies suggest that calm states are easier to elicit than excited states, suggesting that one way of increasing happiness in cultures that value excitement may be to increase the value placed on calm states (Chim, Tsai, Hogan, & Fung, 2013).

Current Directions In Culture And Emotion Research

What About Other Cultures?

In this brief review, we’ve focused primarily on comparisons between North American and East Asian contexts because most of the research in cultural psychology has focused on these comparisons. However, there are obviously a multitude of other cultural contexts in which emotional differences likely exist. For example, although Western contexts are similar in many ways, specific Western contexts (e.g., American vs. German) also differ from each other in substantive ways related to emotion (Koopmann-Holm & Matsumoto, 2011). Thus, future research examining other cultural contexts is needed. Such studies may also reveal additional, uninvestigated dimensions or models that have broad implications for emotion. In addition,

because more and more people are being raised within multiple cultural contexts (e.g., for many Chinese Americans, a Chinese immigrant culture at home and mainstream American culture at school), more research is needed to examine how people negotiate and integrate these different cultures in their emotional lives (for examples, see De Leersnyder, Mesquita, & Kim, 2011; Perunovic, Heller, & Rafaeli, 2007).

How Are Cultural Differences in Beliefs About Emotion Transmitted?

According to Kroeber and Kluckhohn (1952), cultural ideas are reflected in and reinforced by practices, institutions, and products. As an example of this phenomenon—and illustrating the point regarding cultural differences in ideal affect—bestselling children’s storybooks in the United States often contain more exciting and less calm content (smiles and activities) than do bestselling children’s storybooks in Taiwan (Tsai, Louie, et al., 2007). To investigate this further, the researchers randomly assigned European American, Asian American, and Taiwanese Chinese preschoolers to be read either stories with exciting content or stories with calm content. Across all of these cultures, the kids who were read stories with exciting content were afterward more likely to value excited states, whereas those who were read stories with calm content were more likely to value calm states. As a test, after hearing the stories, the kids were shown a list of toys and asked to select their favorites. Those who heard the exciting stories wanted to play with more arousing toys (like a drum that beats loud and fast), whereas those who heard the calm stories wanted to play with less arousing toys (like a drum that beats quiet and slow). These findings suggest that regardless of ethnic background, direct exposure to storybook content alters children’s ideal affect. More studies are needed to assess whether a similar process occurs when children and adults are chronically exposed to various types of cultural products. As well, future studies should examine other ways cultural ideas regarding emotion are transmitted (e.g., via interactions with parents and teachers).



Children's story books offer one interesting and effective way to study how early influences can impact a person's ideal affect. [Image: Vernon Barford School Library, <https://goo.gl/fghcae>, CC BY-NC-SA 2.0, <https://goo.gl/Toc0ZF>]

Could These Cultural Differences Be Due to Temperament?

An alternative explanation for cultural differences in emotion is that they are due to temperamental factors—that is, biological predispositions to respond in certain ways. (Might European Americans just be more emotional than East Asians because of genetics?) Indeed, most models of emotion acknowledge that both culture *and* temperament play roles in emotional life, yet few if any models indicate how. Nevertheless, most researchers believe that despite genetic differences in founder populations (i.e., the migrants from a population who leave to create their own societies), culture has a greater impact on emotions. For instance, one theoretical framework, Affect Valuation Theory, proposes that cultural factors shape how people want to feel (“ideal affect”) more than how they actually feel (“actual affect”); conversely, temperamental factors influence how people actually feel more than how they want to feel (Tsai, 2007) (see Figure 4).

To test this hypothesis, European American, Asian American, and Hong Kong Chinese participants completed measures of temperament (i.e., stable dispositions, such as neuroticism or extraversion), actual affect (i.e., how people actually feel in given situations), ideal affect (i.e., how people would like to feel in given situations), and influential cultural values (i.e., personal beliefs transmitted through culture). When researchers analyzed the participants’ responses, they found that differences in ideal affect between cultures were associated more with cultural factors than with temperamental factors (Tsai, Knutson, & Fung, 2006). However, when researchers examined actual affect, they found this to be reversed: actual affect was more strongly associated with temperamental factors than cultural factors. Not all of the studies described above have ruled out a temperamental explanation, though, and more studies are needed to rule out the possibility that the observed group differences

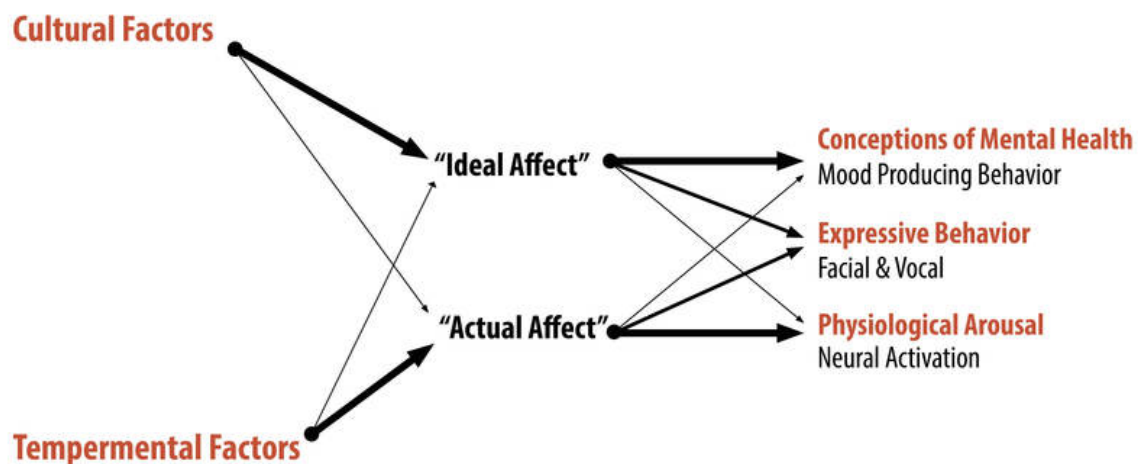


Figure 4: Affect valuation theory. Thicker lines indicate stronger predicted relationships.

are due to genetic factors instead of, or in addition to, cultural factors. Moreover, future studies should examine whether the links between temperament and emotions might vary across cultures, and how cultural and temperamental factors work together to shape emotion.

Summary

Based on studies comparing North American and East Asian contexts, there is clear evidence for cultural similarities and differences in emotions, and most of the differences can be traced to different cultural models of the self.

Consider your own concept of self for a moment. What kinds of pastimes do you prefer—activities that make you excited, or ones that make you calm? What kinds of feelings do you strive for? What is your ideal affect? Because emotions seem and feel so instinctual to us, it's hard to imagine that the way we experience them and the ones we desire are anything other than biologically programmed into us. However, as current research has shown (and as future research will continue to explore), there are myriad ways in which culture, both consciously and unconsciously, shapes people's emotional lives.

Outside Resources

Audio Interview: The Really Big Questions “What Are Emotions?” Interview with Paul Ekman, Martha Nussbaum, Dominique Moisi, and William Reddy

http://www.trbq.org/index.php?option=com_content&view=category&layout=blog&id=16&Itemid=43

Book: Ed Diener and Robert Biswas-Diener: Happiness: Unlocking the Mysteries of Psychological Wealth

Book: Eric Weiner: The Geography of Bliss

Book: Eva Hoffmann: Lost in Translation: Life in a New Language

Book: Hazel Markus: Clash: 8 Cultural Conflicts That Make Us Who We Are

Video: Social Psychology Alive

<http://psychology.stanford.edu/~tsailab/PDF/socpsychalive.wmv>

Video: The Really Big Questions “Culture and Emotion,” Dr. Jeanne Tsai

<http://youtu.be/RQaEaUwNoiw>

Video: Tsai’s description of cultural differences in emotion

<http://youtu.be/T46EZ8LH8Ss>

Web: Acculturation and Culture Collaborative at Leuven

<http://ppw.kuleuven.be/home/english/research/cscp/acc-research>

Web: Culture and Cognition at the University of Michigan

<http://culturecognition.isr.umich.edu/>

Web: Experts In Emotion Series, Dr. June Gruber, Department of Psychology, Yale University

http://www.yalepeplab.com/teaching/psych131_summer2013/expertseries.php

Web: Georgetown Culture and Emotion Lab

<http://georgetownculturelab.wordpress.com/>

Web: Paul Ekman’s website

<http://www.paulekman.com>

Web: Penn State Culture, Health, and Emotion Lab

<http://www.personal.psu.edu/users/m/r/mrm280/sotosite/>

Web: Stanford Culture and Emotion Lab

<http://www-psych.stanford.edu/~tsailab/index.htm>

Web: Wesleyan Culture and Emotion Lab

<http://culture-and-emotion.research.wesleyan.edu/>

Discussion Questions

1. What cultural ideas and practices related to emotion were you exposed to when you were a child? What cultural ideas and practices related to emotion are you currently exposed to as an adult? How do you think they shape your emotional experiences and expressions?
2. How can researchers avoid inserting their own beliefs about emotion in their research?
3. Most of the studies described above are based on self-report measures. What are some of the advantages and disadvantages of using self-report measures to understand the cultural shaping of emotion? How might the use of other behavioral methods (e.g., neuroimaging) address some of these limitations?
4. Do the empirical findings described above change your beliefs about emotion? How?
5. Imagine you are a manager of a large American company that is beginning to do work in China and Japan. How will you apply your current knowledge about culture and emotion to prevent misunderstandings between you and your Chinese and Japanese employees?

Vocabulary

Affect

Feelings that can be described in terms of two dimensions, the dimensions of arousal and valence (Figure 2). For example, high arousal positive states refer to excitement, elation, and enthusiasm. Low arousal positive states refer to calm, peacefulness, and relaxation. Whereas “actual affect” refers to the states that people actually feel, “ideal affect” refers to the states that people ideally want to feel.

Culture

Shared, socially transmitted ideas (e.g., values, beliefs, attitudes) that are reflected in and reinforced by institutions, products, and rituals.

Emotions

Changes in subjective experience, physiological responding, and behavior in response to a meaningful event. Emotions tend to occur on the order of seconds (in contrast to moods which may last for days).

Feelings

A general term used to describe a wide range of states that include emotions, moods, traits and that typically involve changes in subjective experience, physiological responding, and behavior in response to a meaningful event. Emotions typically occur on the order of seconds, whereas moods may last for days, and traits are tendencies to respond a certain way across various situations.

Independent self

A model or view of the self as distinct from others and as stable across different situations. The goal of the independent self is to express and assert the self, and to influence others. This model of self is prevalent in many individualistic, Western contexts (e.g., the United States, Australia, Western Europe).

Interdependent self

A model or view of the self as connected to others and as changing in response to different situations. The goal of the interdependent self is to suppress personal preferences and desires, and to adjust to others. This model of self is prevalent in many collectivistic, East Asian contexts (e.g., China, Japan, Korea).

Social constructivism

Social constructivism proposes that knowledge is first created and learned within a social context and is then adopted by individuals.

Universalism

Universalism proposes that there are single objective standards, independent of culture, in basic domains such as learning, reasoning, and emotion that are a part of all human experience.

References

- Bylsma, L., Morris, B., & Rottenberg, J. (2008). A meta-analysis of emotional reactivity in major depressive disorder. *Clinical Psychology Review, 28*(4), 676–691.
- Chentsova-Dutton, Y. E., Chu, J. P., Tsai, J. L., Rottenberg, J., Gross, J. J., & Gotlib, I. H. (2007). Depression and emotional reactivity: Variation among Asian Americans of East Asian descent and European Americans. *Journal of Abnormal Psychology, 116*(4), 776–785.
- Chentsova-Dutton, Y. E., Tsai, J. L., & Gotlib, I. (2010). Further evidence for the cultural norm hypothesis: Positive emotion in depressed and control European American and Asian American women. *Cultural Diversity and Ethnic Minority Psychology, 16*, 284–295.
- Cheryan, S., & Monin, B. (2005). Where are you really from?: Asian Americans and identity denial. *Journal of personality and social psychology, 89*(5), 717–731.
- Chim, L., Moon, A., Ang, J., & Tsai, J. L. (2013). Magazine ads, Facebook pages, and company websites reflect cultural differences in ideal affect. In T. Masuda (Chair). *Culture and mind: Implications for art, design, and advertising*. Symposium held at International Association for Cross-Cultural Psychology, Los Angeles, CA.
- Chim, L., Tsai, J.L., Hogan, C., & Fung, H. H. (2013). *Enhancing happiness by valuing calm*. Manuscript in preparation.
- Cousins, S. D. (1989). Culture and self-perception in Japan and the United States. *Journal of Personality and Social Psychology, 56*(1), 124–131.
- Curhan, K., Sims, T., Markus, H., Kitayama, S., Karasawa, M., Kawakami, N., . . . Ryff, C. (2013). *Negative affect predicts worse physical and mental health in the U.S. than in Japan*. Manuscript under review.
- De Leersnyder, J., Mesquita, B., & Kim, H. S. (2011). Where do my emotions belong? A study of immigrants,Â emotional acculturation. *Personality and Social Psychology Bulletin, 37*(4), 451–463.
- Ekman, P. (1972). *Universals and Cultural Differences in Facial Expressions of Emotion*. Paper presented at the Nebraska Symposium on Motivation.
- Ekman, P., & Friesen, W. (1978). *Facial Action Coding System: A Technique for the Measurement of Facial Movement*. Palo Alto, CA: Consulting Psychologists Press.
- Ekman, P., & Friesen, W. (1971). Constants across cultures in the face and emotion. *Journal of Personality and Social Psychology, 17*(2), 124–129. doi: 10.1037/h0030377
- Ekman, P., Friesen, W., O'Sullivan, M., Chan, D., Diacoyanni-Tarlatzis, I., Heider, K., . . . Tzavaras, A. (1987). Universals and cultural differences in the judgments of facial expressions of

- emotion. *Journal of Personality and Social Psychology*, 53, 712–717.
- Freud, S. (1910). *Five lectures on psycho-analysis*. (Vol. XI). London: Hogarth Press.
- Gross, J. J. (1998). Antecedent- and response-focused emotion regulation: Divergent consequences for experience, expression, and physiology. *Journal of personality and social psychology*, 74(1), 224–237.
- Haidt, J., & Keltner, D. (1999). Culture and facial expression: Open-ended methods find more faces and a gradient of recognition. *Cognition and Emotion*, 13, 225–266.
- Heine, S., Lehman, D., Markus, H., & Kitayama, S. (1999). Is there a universal need for positive self-regard? *Psychological Review*, 106(4), 766–794.
- Hofstede, G. (2001). *Culture's Consequences: comparing values, behaviors, institutions, and organizations across nations* (2nd ed.). Thousand Oaks, CA: SAGE Publications.
- Hyun, J. (2005). *Breaking the bamboo ceiling: Career strategies for Asians*. New York: Harper Collins.
- Koopmann-Holm, B., & Matsumoto, D. (2011). Values and display rules for specific emotions. *Journal of Cross-Cultural Psychology*, 42(3), 355–371.
- Kroeber, A.L. & Kluckhohn, C. (1952). Culture: A critical review of concepts and definitions. *Papers. Peabody Museum of Archaeology & Ethnology*, Harvard University, 47, (viii), 223.
- Kwan, V., Bond, M., & Singelis, T. (1997). Pancultural explanations for life satisfaction: Adding relationship harmony to self-esteem. *Journal of Personality and Social Psychology*, 73(5), 1038–1051.
- Lutz, C. (1988). *Unnatural emotions: Everyday sentiments on a Micronesian atoll and their challenge to Western theory*. Chicago, IL: University of Chicago Press.
- Markus, H., & Kitayama, S. (1991). Culture and the self: Implications for cognition, emotion, and motivation. *Psychological Review*, 98(2), 224–253. doi: 10.1037/0033-295X.98.2.224
- Masuda, T., Ellsworth, P. C., Mesquita, B., Leu, J., Tanida, S., & Van de Veerdonk, E. (2008). Placing the face in context: Cultural differences in the perception of facial emotion. *Journal of Personality and Social Psychology*, 94(3), 365–381. doi: 10.1037/0022-3514.94.3.365
- Miyamoto, Y., Uchida, Y., & Ellsworth, P. C. (2010). Culture and mixed emotions: Co-occurrence of positive and negative emotions in Japan and the United States. *Emotion*, 10(3), 404–415. doi: 10.1037/a0018430
- Morling, B., Kitayama, S., & Miyamoto, Y. (2002). Cultural practices emphasize influence in the United States and adjustment in Japan. *Personality and Social Psychology Bulletin*, 28, 311–323.
- Oishi, S., Diener, E. F., Lucas, R. E., & Suh, E. M. (1999). Cross-cultural variations in predictors

- of life satisfaction: Perspectives from needs and values. *Personality and Social Psychology Bulletin*, 25(8), 980–990.
- Perunovic, W., Heller, D., & Rafaeli, E. (2007). Within-person changes in the structure of emotion: The role of cultural identification and language. *Psychological Science*, 18, 607–613.
- Russell, J. A. (1994). Is there universal recognition of emotion from facial expressions? A review of the cross-cultural studies. *Psychological Bulletin*, 115(1), 102–141. doi: 10.1037/0033-2909.115.1.102
- Safdar, S., Friedlmeier, W., Matsumoto, D., Yoo, S. H., Kwantes, C. T., Kakai, H., & Shigemasu, E. (2009). Variations of emotional display rules within and across cultures: A comparison between Canada, USA, and Japan. *Canadian Journal of Behavioural Science/Revue canadienne des sciences du comportement*, 41(1), 1–10.
- Sims, T., Tsai, J., Wang, I., Fung, H. H., & Zhang, X. L. (2013). *Whether you experience the bad with the good depends on how you want to feel: Understanding cultural differences in the relationship between positive and negative affect*. Manuscript in progress.
- Soto, J., Perez, C., Kim, Y. H., Lee, E., & Minnick, M. (2011). Is expressive suppression always associated with poorer psychological functioning? A cross-cultural comparison between European Americans and Hong Kong Chinese. *Emotion*, 11(6), 1450–1455.
- Suh, E., Diener, E., Oishi, S., & Triandis, H. (1998). The shifting basis of life satisfaction judgments across cultures: Emotions versus norms. *Journal of Personality and Social Psychology*, 74(2), 482.
- Tsai, J. L. (2007). Ideal affect: Cultural causes and behavioral consequences. *Perspectives on Psychological Science*, 2, 242–259.
- Tsai, J. L., Chentsova-Dutton, Y., Freire-Bebeau, L., & Przymus, D. (2002). Emotional expression and physiology in European Americans and Hmong Americans. *Emotion*, 2(4), 380–397. doi: 10.1037/1528-3542.2.4.380
- Tsai, J. L., Knutson, B., & Fung, H. H. (2006). Cultural variation in affect valuation. *Journal of Personality and Social Psychology*, 90, 288–307.
- Tsai, J. L., Levenson, R., & McCoy, K. (2006). Cultural and temperamental variation in emotional response. *Emotion*, 6(3), 484–497. doi: 10.1037/1528-3542.6.3.484
- Tsai, J. L., Levenson, R. W., & Carstensen, L. L. (2000). Autonomic, subjective, and expressive responses to emotional films in older and younger Chinese Americans and European Americans. *Psychology and Aging*, 15(4), 684–693.
- Tsai, J. L., Louie, J., Chen, E. E., & Uchida, Y. (2007). Learning what feelings to desire: Socialization of ideal affect through children's storybooks. *Personality and Social Psychology Bulletin*, 33, 17–30.

- Tsai, J. L., Miao, F. F., Seppala, E., Fung, H. H., & Yeung, D. (2007). Influence and adjustment goals: Sources of cultural differences in ideal affect. *Journal of Personality and Social Psychology*, 92, 1102–1117.
- Tsai, J. L., Sims, T., Thomas, E., & Fung, H. H. (2013). *Ideal affect across the life span: A comparison of European American, Chinese American, and Hong Kong Chinese*. Manuscript in progress.
- Weisz, J., Rothbaum, F., & Blackburn, T. (1984). Standing out and standing in: The psychology of control in American and Japan. *American Psychologist*, 39, 955–969.
- Yuki, M., Maddux, W. W., & Masuda, T. (2007). Are the windows to the soul the same in the East and West? Cultural differences in using the eyes and mouth as cues to recognize emotions in Japan and the United States. *Journal of Experimental Social Psychology*, 43(2), 303–311.

21

Motives and Goals

Ayelet Fishbach & Maferima Touré-Tillery

Your decisions and behaviors are often the result of a goal or motive you possess. This module provides an overview of the main theories and findings on goals and motivation. We address the origins, manifestations, and types of goals, and the various factors that influence motivation in goal pursuit. We further address goal conflict and, specifically, the exercise of self-control in protecting long-term goals from momentary temptations.

Learning Objectives

- Define the basic terminology related to goals, motivation, self-regulation, and self-control.
- Describe the antecedents and consequences of goal activation.
- Describe the factors that influence motivation in the course of goal pursuit.
- Explain the process underlying goal activation, self-regulation, and self-control.
- Give examples of goal activation effects, self-regulation processes, and self-control processes.

Introduction

Every New Year, many people make resolutions—or goals—that go unsatisfied: save money; wake up earlier; go to the gym more. As much as we know our lives would improve if we actually achieved these goals, people quite often don't follow through. But what if that didn't have to be the case? What if every time we made a goal, we actually accomplished it? Each day, our countless small goals guide our decisions and behavior. Even with “mundane” goals,

such as getting the laundry done or showing up to work on time, we are often enacting the same psychological processes involved with achieving loftier dreams. To understand how we can better attain our goals, let's begin with defining what a goal is and what underlies it, psychologically.

A **goal** is the cognitive representation of a desired state, or, in other words, our mental idea of how we'd like things to turn out (Fishbach & Ferguson 2007; Kruglanski, 1996). This desired end state of a goal can be clearly defined (e.g., stepping on the surface of Mars), or it can be more abstract and represent a state that is never fully completed (e.g., eating healthy). Underlying all of these goals, though, is **motivation**, or the psychological driving force that enables action in the pursuit of that goal (Lewin, 1935). Motivation can stem from two places. First, it can come from the benefits associated with the process of pursuing a goal (**intrinsic** motivation). For example, you might be driven by the desire to have a fulfilling experience while working on your Mars mission. Second, motivation can also come from the

benefits associated with achieving a goal (**extrinsic** motivation), such as the fame and fortune that come with being the first person on Mars (Deci & Ryan, 1985). One easy way to consider intrinsic and extrinsic motivation is through the eyes of a student. Does the student work hard on assignments because the act of learning is pleasing (intrinsic motivation)? Or does the student work hard to get good grades, which will help land a good job (extrinsic motivation)?

Social psychologists recognize that goal pursuit and the motivations that underlie it do not depend solely on an individual's personality. Rather, they are products of personal characteristics and situational factors. Indeed, cues in a person's immediate environment—including images, words, sounds, and the presence of other people—can activate, or prime, a goal. This activation can be **conscious**, such that the person is aware of the environmental cues influencing his/her pursuit of a goal. However, this activation can also occur outside a person's awareness, and lead to **nonconscious** goal pursuit. In this case, the person is unaware of why s/he is pursuing a goal and may not even realize that s/he is pursuing it.



Goals are fundamental guides for human behavior. Some are biological in origin, some are cultural in nature and some are unique to the individual. [Image: Thoroughly Reviewed, <https://goo.gl/Dczz2l>, CC BY 2.0, <https://goo.gl/BRvSA7>]

In this module, we review key aspects of goals and motivation. First, we discuss the origins and manifestation of goals. Then, we review factors that influence individuals' motivation in the course of pursuing a goal (**self-regulation**). Finally, we discuss what motivates individuals to keep following their goals when faced with other conflicting desires—for example, when a tempting opportunity to socialize on Facebook presents itself in the course of studying for an exam (**self-control**).

The Origins and Manifestation of Goals

Goal Adoption

What makes us commit to a goal? Researchers tend to agree that commitment stems from the sense that a goal is both valuable and attainable, and that we adopt goals that are highly likely to bring positive outcomes (i.e., one's *commitment* = the *value* of the goal × the *expectancy* it will be achieved) (Fishbein & Ajzen, 1974; Liberman & Förster, 2008). This process of committing to a goal can occur without much conscious deliberation. For example, people infer value and attainability, and will nonconsciously determine their commitment based on those factors, as well as the outcomes of past goals. Indeed, people often learn about themselves the same way they learn about other people—by observing their behaviors (in this case, their own) and drawing inferences about their preferences. For example, after taking a kickboxing class, you might infer from your efforts that you are indeed committed to staying physically fit (Fishbach, Zhang, & Koo, 2009).

Consequences of Goal Activation

The activation of a goal and the accompanying increase in motivation can influence many aspects of behavior and judgment, including how people perceive, evaluate, and feel about the world around them. Indeed, motivational states can



What does this image represent to you, a number or a letter? Training to run the Boston Marathon? Need to pass 13 credit hours to graduate this semester? The details of your goals may influence how you interpret the world around you. [Image: Leo Reynolds, <https://goo.gl/TXhu3C>, CC BY-NC-SA 2.0, <https://goo.gl/Toc0ZF>]

even alter something as fundamental as visual perception. For example, Balcetis and Dunning (2006) showed participants an ambiguous figure (e.g., “13”) and asked them whether they saw the letter B or the number 13. The researchers found that when participants had the goal of seeing a letter (e.g., because seeing a number required the participants to drink a gross tasting juice), they in fact *saw* a B. It wasn’t that the participants were simply lying, either; their goal literally changed how they perceived the world!

Goals can also exert a strong influence on how people evaluate the objects (and people) around them. When pursuing a goal such as quenching one’s thirst, people evaluate goal-relevant objects (e.g., a glass) more positively than objects that are not relevant to the goal (e.g., a pencil). Furthermore, those with the goal of quenching their thirst rate the glass more positively than people who are not pursuing the goal (Ferguson & Bargh, 2004).

Self-Regulation in Goal Pursuit

Many of the behaviors we like to engage in are inconsistent with achieving our goals. For example, a person training for a marathon might also want to stay up late and drink wine on her sister’s wedding day. Self-regulation refers to the process through which individuals alter their perceptions, feelings, and actions in the pursuit of a goal. For example, saying that it is possible to have fun at a wedding even without alcohol might guide the person’s decisions. In the following section, we review the main theories and findings on self-regulation.

From Deliberation to Implementation

Self-regulation involves two basic stages, each with its own distinct mindset. First, a person must decide which of many potential goals to pursue at a given point in time (deliberative phase). While in the deliberative phase, a person often has a mindset that fosters an effective assessment of goals. That is, one tends to be open-minded and realistic about available goals to pursue. However, such scrutiny of one’s choices sometimes hinders action. For example, in the deliberative phase about how to spend time, someone might consider improving health, academic performance, or developing a hobby. At the same time, though, this deliberation involves considering realistic obstacles, such as one’s busy schedule, which may discourage the person from believing the goals can likely be achieved (and thus, doesn’t work toward any of them).

However, after deciding which goal to follow, the second stage involves planning specific actions related to the goal (implemental phase). In the implemental phase, a person tends to have a mindset conducive to the effective implementation of a goal through immediate

action—i.e., with the planning done, we're ready to jump right into attaining our goal. Unfortunately, though, this mindset often leads to closed-mindedness and unrealistically positive expectations about the chosen goal (Gollwitzer, Heckhausen, & Steller, 1990; Kruglanski et al., 2000; Thaler & Shefrin, 1981). For example, in order to follow a health goal, a person might register for a gym membership and start exercising. In doing so, s/he assumes this is all that's needed to achieve the goal (closed-mindedness), and after a few weeks, it should be accomplished (unrealistic expectations).

Regulation of Ought- and Ideals-Goals



Different people might have different orientations toward the same goal. One person - with a prevention orientation - might train for a marathon because they believe it will help with a problematic family health history, while another person - with a promotion orientation - might pursue the same goal in order to feel confident and accomplished. [Image: TheOtherKev, <https://tinyurl.com/m3cvdnya>, <https://tinyurl.com/bdnnhnnkk>]

In addition to two phases in goal pursuit, research also distinguishes between two distinct self-regulatory orientations (or perceptions of effectiveness) in pursuing a goal: **prevention** and **promotion**. A prevention focus emphasizes safety, responsibility, and security needs, and views goals as “oughts.” That is, for those who are *prevention*-oriented, a goal is viewed as something they *should* be doing, and they tend to focus on avoiding potential problems (e.g., exercising to avoid health threats). This self-regulatory focus leads to a vigilant strategy aimed at avoiding losses (the presence of negatives) and approaching non-losses (the absence of negatives). On the other hand, a *promotion* focus views

goals as “ideals,” and emphasizes hopes, accomplishments, and advancement needs. Here, people view their goals as something they *want* to do that will bring them added pleasure (e.g., rock climbing because it is enjoyable to be in nature and to feel a sense of accomplishment). This type of orientation leads to the adoption of an eager strategy concerned with approaching gains (the presence of positives) and avoiding non-gains (the absence of positives).

To compare these two strategies, consider the goal of saving money. Prevention-focused people will save money because they believe it's what they should be doing (an ought), and because they're concerned about not having any money (avoiding a harm). Promotion-focused people, on the other hand, will save money because they want to have extra funds (a desire) so they can do new and fun activities (attaining an advancement). Although these two

strategies result in very similar behaviors, emphasizing potential losses will motivate individuals with a prevention focus, whereas emphasizing potential gains will motivate individuals with a promotion focus. And these orientations—responding better to either a prevention or promotion focus— differ across individuals (chronic regulatory focus) and situations (momentary regulatory focus; Higgins, 1997).

A Cybernetic Process of Self-Regulation

Self-regulation depends on feelings that arise from comparing actual **progress** to expected progress. During goal pursuit, individuals calculate the discrepancy between their current state (i.e., all goal-related actions completed so far) and their desired end state (i.e., what they view as “achieving the goal”). After determining this difference, the person then acts to close that gap (Miller, Galanter, & Pribram, 1960; Powers, 1973). In this cybernetic process of self-regulation (or, internal system directing how a person should control behavior), a higher-than-expected rate of closing the discrepancy creates a signal in the form of positive feelings. For example, if you’re nearly finished with a class project (i.e., a low discrepancy between your progress and what it will take to completely finish), you feel good about yourself. However, these positive feelings tend to make individuals “coast,” or reduce their efforts on the focal goal, and shift their focus to other goals (e.g., you’re almost done with your project for one class, so you start working on a paper for another). By contrast, a lower-than-expected rate of closing the gap elicits negative feelings, which leads to greater effort investment on the focal goal (Carver & Scheier, 1998). If it is the day before a project’s due and you’ve hardly started it, you will likely feel anxious and stop all other activities to make progress on your project.

Highlighting One Goal or Balancing Between Goals

When we’ve completed steps toward achieving our goal, looking back on the behaviors or actions that helped us make such progress can have implications for future behaviors and actions (see The Dynamics of Self-Regulation framework; Fishbach et al., 2009). Remember, **commitment** results from the perceived value and attainability of a goal, whereas *progress* describes the perception of a reduced discrepancy between the current state and desired end state (i.e., the cybernetic process). After achieving a goal, when people interpret their previous actions as a sign of *commitment* to it, they tend to **highlight** the pursuit of that goal, prioritizing it and putting more effort toward it. However, when people interpret their previous actions as a sign of *progress*, they tend to **balance** between the goal and other goals, putting less effort into the focal goal. For example, if buying a product on sale reinforces your *commitment* to the goal of saving money, you will continue to behave financially responsibly. However, if

you perceive the same action (buying the sale item) as evidence of *progress* toward the goal of saving money, you might feel like you can “take a break” from your goal, justifying splurging on a subsequent purchase. Several factors can influence the meanings people assign to previous goal actions. For example, the more confident a person is about a commitment to a goal, the more likely s/he is to infer progress rather than commitment from his/her actions (Koo & Fishbach, 2008).

Conflicting Goals and Self-Control



Immediate gratification has a way of interfering with the pursuit of more significant long-term goals. New shoes feel awfully good right now but don't do anything to get us closer to our financial savings target. [Image: Melanie Allan, <https://goo.gl/gkd8Wf>, CC BY-NC-SA 2.0, <https://goo.gl/Toc0ZF>]

In the pursuit of our ordinary and extraordinary goals (e.g., starting a business, moving overseas, adopting a child), we inevitably come across other goals (e.g., learning accounting, learning a foreign language, learning about child development) that might get in the way of our lofty ambitions. In such situations, we must exercise self-control to stay on course. Self-control is the capacity to control impulses, emotions, desires, and actions in order to resist a temptation (e.g., going on a shopping spree) and protect a valued goal (e.g., stay financially sound). As such, self-control is a process of self-regulation in contexts involving a clear trade-off between long-term interests and some form of immediate gratification (Fishbach & Converse, 2010; Rachlin, 2000; Read, Loewenstein, & Rabin, 1999; Thaler & Shefrin, 1981). For example, whereas

reading each page of a textbook requires self-regulation, doing so while resisting the tempting sounds of friends socializing in the next room requires self-control. And although you may tend to believe self-control is just a personal characteristic that varies across individuals, it is like a muscle, in that it becomes drained by being used but is also strengthened in the process.

Self-Control as an Innate Ability

Mischel, Shoda, and Rodriguez (1989) identified enduring individual differences in self-control

and found that the persistent capacity to postpone immediate gratification for the sake of future interests leads to greater cognitive and social competence over the course of a lifetime. In a famous series of lab experiments (first conducted by Mischel & Baker, 1975), preschoolers 3–5 years old were asked to choose between getting a smaller treat immediately (e.g., a single marshmallow) or waiting as long as 15 minutes to get a better one (e.g., two marshmallows). Some children were better-able to exercise self-control than others, resisting the temptation to take the available treat and waiting for the better one. Following up with these preschoolers ten years later, the researchers found that the children who were able to wait longer in the experiment for the second marshmallow (vs. those who more quickly ate the single marshmallow) performed better academically and socially, and had better psychological coping skills as adolescents.

Self-Control as a Limited Resource

Beyond personal characteristics, the ability to exercise self-control can fluctuate from one context to the next. In particular, previous exertion of self-control (e.g., resisting the temptation to splurge on a new computer) drains individuals of the limited physiological and psychological resources required to continue the pursuit of a goal (e.g., later in the day, resisting another tempting purchase). Ego-depletion

refers to this exhaustion of resources from resisting a temptation. That is, just like bicycling for two hours would exhaust someone before a basketball game, exerting self-control reduces individuals' capacity to exert more self-control in a consequent task—whether that task is in the same domain (e.g., resisting a donut and then continuing to eat healthy) or a

different one (e.g., resisting a donut and then continuing to be financially responsible; Baumeister, Bratslavsky, Muraven, & Tice, 1998; Vohs & Heatherton, 2000). For example, in a study by Baumeister et al. (1998), research participants who forced themselves to eat radishes instead of tempting chocolates were subsequently less persistent (i.e., gave up sooner) at attempting an unsolvable puzzle task compared to the participants who had not exerted self-



Willpower is limited. Trying to resist temptation now takes energy and may leave you feeling like it's harder to be disciplined later. You can only eat so many radishes . . . [Image: Dale Cruse, <https://goo.gl/cl0Nox>, CC BY 2.0, <https://goo.gl/BRvSA7>]

control to resist the chocolates.

A Prerequisite to Self-Control: Identification

Although factors such as resources and personal characteristics contribute to the successful exercise of self-control, identifying the self-control conflict inherent to a particular situation is an important—and often overlooked—prerequisite. For example, if you have a long-term goal of getting better sleep but don't perceive that staying up late on a Friday night is inconsistent with this goal, you won't have a self-control conflict. The successful pursuit of a goal in the face of temptation requires that individuals first identify they are having impulses that need to be controlled. However, individuals often fail to identify self-control conflicts because many everyday temptations seem to have very minimal negative consequences: one frivolous purchase is unlikely to destroy a person's college savings, but what about 200 frivolous purchases over the course of a few months?

People are more likely to identify a self-control conflict, and exercise self-control, when they think of a choice as part of a broader pattern of repeated behavior rather than as an isolated choice. For example, rather than viewing one's lateness to class as an isolated behavioral decision, the person should try to recognize that this may actually be part of an on-going habit of lying in bed and scrolling on one's phone before class. Indeed, when considering broader decision patterns, consistent temptations become more problematic for long-term interests (Rachlin, 2000; Read, Loewenstein, & Kalyanaraman, 1999). Moreover, conflict identification is more likely if people see their current choices as similar to their future choices.

Self-Control Processes: Counteracting Temptation

The protection of a valued goal involves several cognitive and behavioral strategies ultimately aimed at "counteracting" the pull of temptations and pushing oneself toward goal-related alternatives (Fishbach & Trope, 2007). One such cognitive process involves decreasing the value of temptations and increasing the value of goal-consistent objects or actions. For example, person who prizes academic performance might tell themselves that seeing checking Tik Tok is less appealing than learning about the way that the economy works. Other behavioral strategies include a precommitment to pursue goals and forgo temptation (e.g., leaving one's credit card at home before going to the mall), establishing rewards for goals and penalties for temptations, or physically approaching goals and distancing oneself from temptations (e.g., not downloading time-wasting games onto one's phone). These self-control processes can benefit individuals' long-term interests, either consciously or without conscious awareness. Thus, at times, individuals automatically activate goal-related thoughts in response

to temptation, and inhibit temptation-related thoughts in the presence of goal cues (Fishbach, Friedman, & Kruglanski, 2003).

Conclusion

People often make New Year's resolutions with the idea that attaining one's goals is simple: "I just have to choose to eat healthier, right?" However, after going through this module and learning a social-cognitive approach to the main theories and findings on goals and motivation, we see that even the most basic decisions take place within a much larger and more complex mental framework. Looking back on prior goal failures, it may seem impossible to achieve some of our desires. But, through understanding our own mental representation of our goals (i.e., the values and expectancies behind them), we can help cognitively modify our behavior to achieve our dreams.

Discussion Questions

1. What is the difference between goal and motivation?
2. What is the difference between self-regulation and self-control?
3. How do positive and negative feelings inform goal pursuit in a cybernetic self-regulation process?
4. Describe the characteristics of the deliberative mindset that allows individuals to decide between different goals. How might these characteristics hinder the implemental phase of self-regulation?
5. You just read a module on “Goals and Motivation,” and you believe it is a sign of commitment to the goal of learning about social psychology. Define commitment in this context. How would interpreting your efforts as a sign of commitment influence your motivation to read more about social psychology? By contrast, how would interpreting your efforts as a sign of progress influence your motivation to read more?
6. Mel and Alex are friends. Mel has a prevention focus self-regulatory orientation, whereas Alex has a promotion focus. They are both training for a marathon and are looking for motivational posters to hang in their respective apartments. While shopping, they find a poster with the following Confucius quote: “The will to win, the desire to succeed, the urge to reach your full potential These are the keys that will unlock the door to personal excellence.” Who is this poster more likely to help stay motivated for the marathon (Mel or Alex)? Why? Find or write a quote that might help the other friend.
7. Give an example in which an individual fails to exercise self-control. What are some factors that can cause such a self-control failure?

Vocabulary

Balancing between goals

Shifting between a focal goal and other goals or temptations by putting less effort into the focal goal—usually with the intention of coming back to the focal goal at a later point in time.

Commitment

The sense that a goal is both valuable and attainable

Conscious goal activation

When a person is fully aware of contextual influences and resulting goal-directed behavior.

Deliberative phase

The first of the two basic stages of self-regulation in which individuals decide which of many potential goals to pursue at a given point in time.

Ego-depletion

The exhaustion of physiological and/or psychological resources following the completion of effortful self-control tasks, which subsequently leads to reduction in the capacity to exert more self-control.

Extrinsic motivation

Motivation stemming from the benefits associated with achieving a goal such as obtaining a monetary reward.

Goal

The cognitive representation of a desired state (outcome).

Highlighting a goal

Prioritizing a focal goal over other goals or temptations by putting more effort into the focal goal.

Implemental phase

The second of the two basic stages of self-regulation in which individuals plan specific actions related to their selected goal.

Intrinsic motivation

Motivation stemming from the benefits associated with the process of pursuing a goal such

as having a fulfilling experience.

Motivation

The psychological driving force that enables action in the course of goal pursuit.

Nonconscious goal activation

When activation occurs outside a person's awareness, such that the person is unaware of the reasons behind her goal-directed thoughts and behaviors.

Prevention focus

One of two self-regulatory orientations emphasizing safety, responsibility, and security needs, and viewing goals as "oughts." This self-regulatory focus seeks to avoid losses (the presence of negatives) and approach non-losses (the absence of negatives).

Progress

The perception of reducing the discrepancy between one's current state and one's desired state in goal pursuit.

Promotion focus

One of two self-regulatory orientations emphasizing hopes, accomplishments, and advancement needs, and viewing goals as "ideals." This self-regulatory focus seeks to approach gains (the presence of positives) and avoid non-gains (the absence of positives).

Self-control

The capacity to control impulses, emotions, desires, and actions in order to resist a temptation and adhere to a valued goal.

Self-regulation

The processes through which individuals alter their emotions, desires, and actions in the course of pursuing a goal.

References

- Balcetis, E., & Dunning, D. (2006). See what you want to see: Motivational influences on visual perception. *Journal of Personality and Social Psychology*, 91(4), 612–625.
- Baumeister, R. F., Bratslavsky, E., Muraven, M., & Tice, D. M. (1998). Ego depletion: Is the active self a limited resource? *Journal of Personality and Social Psychology*, 74(5), 1252–1265.
- Carver, C. S., & Scheier, M. F. (1998). *On the self-regulation of behavior*. New York, NY: Cambridge University Press
- Deci, E. L., & Ryan, R. M. (1985). The general causality orientations scale–Self-determination in personality. *Journal of Research in Personality*, 19(2), 109–134.
- Ferguson, M. J., & Bargh, J. A. (2004). Liking is for doing: The effects of goal pursuit on automatic evaluation. *Journal of Personality and Social Psychology*, 87(5), 557–572.
- Fishbach, A., & Converse, B. A. (2010). Identifying and battling temptation. In K. D. Vohs & R. F. Baumeister (Eds.), *Handbook of self-regulation: Research, theory, and applications* (2nd ed., pp. 244–260). New York, NY: Guilford Press.
- Fishbach, A., & Ferguson, M. F. (2007). The goal construct in social psychology. In A. W. Kruglanski & E. T. Higgins (Eds.), *Social psychology: Handbook of basic principles* (pp. 490–515). New York, NY: Guilford Press.
- Fishbach, A., Friedman, R. S., & Kruglanski, A. W. (2003). Leading us not unto temptation: Momentary allurements elicit overriding goal activation. *Journal of Personality and Social Psychology*, 84(2), 296–309.
- Fishbach, A. & Trope, Y., (2007). Implicit and explicit mechanisms of counteractive self-control. In J. Shah and W. Gardner (Eds.), *Handbook of motivation science* (pp. 281–294). New York, NY: Guilford Press.
- Fishbach, A., Zhang, Y., & Koo, M. (2009). The dynamics of self-regulation. *European Review of Social Psychology*, 20, 15–344.
- Fishbein, M., & Ajzen, I. (1974). Attitudes toward objects as predictors of single and multiple behavioral criteria. *Psychological Review*, 81(1), 59–74.
- Gollwitzer, P. M., Heckhausen, H., & Steller, B. (1990). Deliberative and implemental mindsets–Cognitive tuning toward congruous thoughts and information. *Journal of Personality and Social Psychology*, 59(6), 1119–1127.
- Higgins, E. T. (1997). Beyond pleasure and pain. *American Psychologist*, 52(12), 1280–1300.
- Koo, M., & Fishbach, A. (2008). Dynamics of self-regulation: How (un)accomplished goal actions affect motivation. *Journal of Personality and Social Psychology*, 94(2), 183–195.

- Kruglanski, A. W. (1996). Goals as knowledge structures. In P. M. Gollwitzer & J. A. Bargh (Eds.), *The psychology of action: Linking cognition and motivation to behavior* (pp. 599–618). New York, NY: Guilford Press.
- Kruglanski, A. W., Thompson, E. P., Higgins, E. T., Atash, M. N., Pierro, A., Shah, J. Y., ... et al. (2000). To “do the right thing” or to “just do it”: Locomotion and assessment as distinct self-regulatory imperatives. *Journal of Personality and Social Psychology*, 79(5), 793–815.
- Lewin, K. (1935). *A dynamic theory of personality: Selected papers* (D. E. Adams & K. E. Zener, Trans). New York, NY: McGraw Hill.
- Lieberman, N., & Förster, J. (2008). Expectancy, value and psychological distance: A new look at goal gradients. *Social Cognition*, 26(5), 515–533.
- Miller, G. A., Galanter, E., & Pribram, K. H. (1960). *Plans and the structure of behavior*. New York, NY: Henry Holt.
- Mischel, W., & Baker, N. (1975). Cognitive appraisals and transformations in delay behavior. *Journal of Personality and Social Psychology*, 31(2), 254
- Mischel, W., Shoda, Y., & Rodriguez, M. L. (1989). Delay of gratification in children. *Science*, 244 (4907), 933–938.
- Powers, W. T. (1973). *Behavior: The control of perception*. Oxford, UK: Aldine.
- Rachlin, H. (2000). *The science of self-control*. Cambridge, MA: Harvard University Press.
- Read, D., Loewenstein, G., & Kalyanaraman, S. (1999). Mixing virtue and vice: Combining the immediacy effect and the diversification heuristic. *Journal of Behavioral Decision Making*, 12 (4), 257–273.
- Read, D., Loewenstein, G., & Rabin, M. (1999). Choice bracketing. *Journal of Risk and Uncertainty*, 19(1-3), 171–197.
- Thaler, R. H., & Shefrin, H. M. (1981). An economic-theory of self-control. *Journal of Political Economy*, 89(2), 392–406.
- Vohs, K. D., & Heatherton, T. F. (2000). Self-regulatory failure: A resource-depletion approach. *Psychological Science*, 11(3), 249–254.

Personality

Personality Traits

Edward Diener & Richard E. Lucas

Personality traits reflect people's characteristic patterns of thoughts, feelings, and behaviors. Personality traits imply consistency and stability—someone who scores high on a specific trait like Extraversion is expected to be sociable in different situations and over time. Thus, trait psychology rests on the idea that people differ from one another in terms of where they stand on a set of basic trait dimensions that persist over time and across situations. The most widely used system of traits is called the Five-Factor Model. This system includes five broad traits that can be remembered with the acronym OCEAN: Openness, Conscientiousness, Extraversion, Agreeableness, and Neuroticism. Each of the major traits from the Big Five can be divided into facets to give a more fine-grained analysis of someone's personality. In addition, some trait theorists argue that there are other traits that cannot be completely captured by the Five-Factor Model. Critics of the trait concept argue that people do not act consistently from one situation to the next and that people are very influenced by situational forces. Thus, one major debate in the field concerns the relative power of people's traits versus the situations in which they find themselves as predictors of their behavior.

Learning Objectives

- List and describe the “Big Five” (“OCEAN”) personality traits that comprise the Five-Factor Model of personality.
- Describe how the facet approach extends broad personality traits.
- Explain a critique of the personality-trait concept.
- Describe in what ways personality traits may be manifested in everyday behavior.
- Describe each of the Big Five personality traits, and the low and high end of the dimension.
- Give examples of each of the Big Five personality traits, including both a low and high example.

- Describe how traits and social learning combine to predict your social activities.
- Describe your theory of how personality traits get refined by social learning.

Introduction

When we observe people around us, one of the first things that strikes us is how different people are from one another. Some people are very talkative while others are very quiet. Some are active whereas others are couch potatoes. Some worry a lot, others almost never seem anxious. Each time we use one of these words, words like “talkative,” “quiet,” “active,” or “anxious,” to describe those around us, we are talking about a person’s **personality**—the characteristic ways that people differ from one another. Personality psychologists try to describe and understand these differences.

Although there are many ways to think about the personalities that people have, Gordon Allport and other “personologists” claimed that we can best understand the differences between individuals by understanding their personality traits. **Personality traits** reflect basic dimensions on which people differ (Matthews, Deary, & Whiteman, 2003). According to trait psychologists, there are a limited number of these dimensions (dimensions like Extraversion, Conscientiousness, or Agreeableness), and each individual falls somewhere on each dimension, meaning that they could be low, medium, or high on any specific trait.

An important feature of personality traits is that they reflect **continuous distributions** rather than distinct personality types. This means that when personality psychologists talk about Introverts and Extraverts, they are not really talking about two distinct types of people who are completely and qualitatively different from one another. Instead, they are talking about people who score relatively low or relatively high along a



“Are you an introvert?” In popular culture it’s common to talk about people being introverts or extroverts as if these were precise descriptions that meant the same thing for everyone. But research shows that these traits and others are quite variable within individuals. [Image: Nguyen Hung Vu, <https://goo.gl/qKJUAC>, CC BY 2.0, <https://goo.gl/BRvSA7>]

continuous distribution. In fact, when personality psychologists measure traits like **Extraversion**, they typically find that most people score somewhere in the middle, with smaller numbers showing more extreme levels. The figure below shows the distribution of Extraversion scores from a survey of thousands of people. As you can see, most people report being moderately, but not extremely, extraverted, with fewer people reporting very high or very low scores.

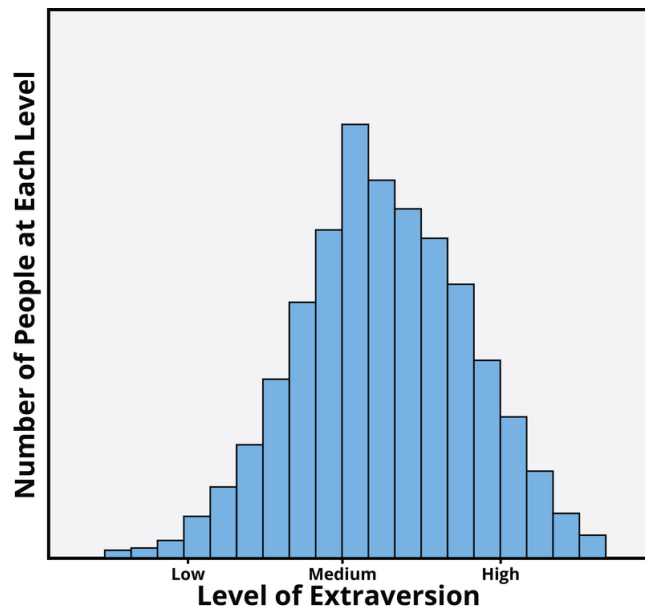


Figure 1. Distribution of Extraversion Scores in a Sample Higher bars mean that more people have scores of that level. This figure shows that most people score towards the middle of the extraversion scale, with fewer people who are highly extraverted or highly introverted.

There are three criteria that are characterize personality traits: (1) consistency, (2) stability, and (3) individual differences.

1. To have a personality trait, individuals must be somewhat consistent across situations in their behaviors related to the trait. For example, if they are talkative at home, they tend also to be talkative at work.

2. Individuals with a trait are also somewhat stable over time in behaviors related to the trait. If they are talkative, for example, at age 30, they will also tend to be talkative at age 40.

3. People differ from one another on behaviors related to the trait. Using speech is not a personality trait and neither is walking on two feet—virtually

all individuals do these activities, and there are almost no individual differences. But people differ on how frequently they talk and how active they are, and thus personality traits such as Talkativeness and Activity Level do exist.

A challenge of the trait approach was to discover the major traits on which all people differ. Scientists for many decades generated hundreds of new traits, so that it was soon difficult to keep track and make sense of them. For instance, one psychologist might focus on individual differences in “friendliness,” whereas another might focus on the highly related concept of “sociability.” Scientists began seeking ways to reduce the number of traits in some systematic way and to discover the basic traits that describe most of the differences between people.

The way that Gordon Allport and his colleague Henry Odbert approached this was to search

the dictionary for all descriptors of personality (Allport & Odbert, 1936). Their approach was guided by the **lexical hypothesis**, which states that all important personality characteristics should be reflected in the language that we use to describe other people. Therefore, if we want to understand the fundamental ways in which people differ from one another, we can turn to the words that people use to describe one another. So if we want to know what words people use to describe one another, where should we look? Allport and Odbert looked in the most obvious place—the dictionary. Specifically, they took all the personality descriptors that they could find in the dictionary (they started with almost 18,000 words but quickly reduced that list to a more manageable number) and then used statistical techniques to determine which words “went together.” In other words, if everyone who said that they were “friendly” also said that they were “sociable,” then this might mean that personality psychologists would only need a single trait to capture individual differences in these characteristics. Statistical techniques were used to determine whether a small number of dimensions might underlie all of the thousands of words we use to describe people.

The Five-Factor Model of Personality

Research that used the lexical approach showed that many of the personality descriptors found in the dictionary do indeed overlap. In other words, many of the words that we use to describe people are synonyms. Thus, if we want to know what a person is like, we do not necessarily need to ask how sociable they are, how friendly they are, and how gregarious they are. Instead, because sociable people tend to be friendly and gregarious, we can summarize this personality dimension with a single term. Someone who is sociable, friendly, and gregarious would typically be described as an “Extravert.” Once we know she is an extravert, we can assume that she is sociable, friendly, and gregarious.

Statistical methods (specifically, a technique called **factor analysis**) helped to determine whether a small number of dimensions underlie the diversity of words that people like Allport and Odbert identified. The most widely accepted system to emerge from this approach was “The Big Five” or “**Five-Factor Model**” (Goldberg, 1990; McCrae & John, 1992; McCrae & Costa, 1987). The Big Five comprises five major traits shown in the Figure 2 below. A way to remember these five is with the acronym OCEAN (O is for **Openness**; C is for **Conscientiousness**; E is for **Extraversion**; A is for **Agreeableness**; N is for **Neuroticism**). Figure 3 provides descriptions of people who would score high and low on each of these traits.

Scores on the Big Five traits are mostly independent. That means that a person’s standing on one trait tells very little about their standing on the other traits of the Big Five. For example, a person can be extremely high in Extraversion and be either high or low on Neuroticism.

Big 5 Trait	Definition
<i>Openness</i>	The tendency to appreciate new art, ideas, values, feelings, and behaviors.
<i>Conscientiousness</i>	The tendency to be careful, on-time for appointments, to follow rules, and to be hardworking.
<i>Extraversion</i>	The tendency to be talkative, sociable, and to enjoy others; the tendency to have a dominant style.
<i>Agreeableness</i>	The tendency to agree and go along with others rather than to assert one's own opinions and choices.
<i>Neuroticism</i>	The tendency to frequently experience negative emotions such as anger, worry, and sadness, as well as being interpersonally sensitive.

Figure 2. Descriptions of the Big Five Personality Traits

Similarly, a person can be low in Agreeableness and be either high or low in Conscientiousness. Thus, in the Five-Factor Model, you need five scores to describe most of an individual's personality.

In the Appendix to this module, we present a short scale to assess the Five-Factor Model of personality (Donnellan, Oswald, Baird, & Lucas, 2006). You can take this test to see where you stand in terms of your Big Five scores. John Johnson has also created a helpful website that has personality scales that can be used and taken by the general public:

<http://www.personal.psu.edu/j5j/IPIP/ipipneo120.htm>

After seeing your scores, you can judge for yourself whether you think such tests are valid.

Traits are important and interesting because they describe stable patterns of behavior that persist for long periods of time (Caspi, Roberts, & Shiner, 2005). Importantly, these stable patterns can have broad-ranging consequences for many areas of our life (Roberts, Kuncel, Shiner, Caspi, & Goldberg, 2007). For instance, think about the factors that determine success in college. If you were asked to guess what factors predict good grades in college, you might guess something like intelligence. This guess would be correct, but we know much more about who is likely to do well. Specifically, personality researchers have also found the personality traits like Conscientiousness play an important role in college and beyond, probably because highly conscientious individuals study hard, get their work done on time, and are less distracted by nonessential activities that take time away from school work. In addition, highly conscientious people are often healthier than people low in conscientiousness because they are more likely to maintain healthy diets, to exercise, and to follow basic safety procedures like wearing seat belts or bicycle helmets. Over the long term, this consistent pattern of

Big 5 Trait	Example Behavior for LOW Scorers	Example Behavior for HIGH Scorers
Openness	Prefers not to be exposed to alternative moral systems; narrow interests; inartistic; not analytical; down-to-earth	Enjoys seeing people with new types of haircuts and body piercing; curious; imaginative; untraditional
Conscientiousness	Prefers spur-of-the-moment action to planning; unreliable; hedonistic; careless; lax	Never late for a date; organized; hardworking; neat; persevering; punctual; self-disciplined
Extraversion	Preferring a quiet evening reading to a loud party; sober; aloof; unenthusiastic	Being the life of the party; active; optimistic; fun-loving; affectionate
Agreeableness	Quickly and confidently asserts own rights; irritable; manipulative; uncooperative; rude	Agrees with others about political opinions; good-natured; forgiving; gullible; helpful; forgiving
Neuroticism	Not getting irritated by small annoyances; calm, unemotional; hardy; secure; self-satisfied	Constantly worrying about little things; insecure; hypochondriacal; feeling inadequate

Figure 3. Example behaviors for those scoring low and high for the big 5 traits

behaviors can add up to meaningful differences in health and longevity. Thus, personality traits are not just a useful way to describe people you know; they actually help psychologists predict how good a worker someone will be, how long he or she will live, and the types of jobs and activities the person will enjoy. Thus, there is growing interest in personality psychology among psychologists who work in applied settings, such as health psychology or organizational psychology.

Facets of Traits (Subtraits)

So how does it feel to be told that your entire personality can be summarized with scores on just five personality traits? Do you think these five scores capture the complexity of your own and others' characteristic patterns of thoughts, feelings, and behaviors? Most people would probably say no, pointing to some exception in their behavior that goes against the general pattern that others might see. For instance, you may know people who are warm and friendly and find it easy to talk with strangers at a party yet are terrified if they have to perform in front of others or speak to large groups of people. The fact that there are different ways of being extraverted or conscientious shows that there is value in considering lower-level units of personality that are more specific than the Big Five traits. These more specific, lower-level units of personality are often called **facets**.

To give you a sense of what these narrow units are like, Figure 4 shows facets for each of the

Trait	Facets of Trait
Openness	<ul style="list-style-type: none"> • Fantasy prone • Open to feelings • Open to diverse behaviors • Open to new and different ideas • Open to various values and beliefs
Conscientiousness	<ul style="list-style-type: none"> • Competent • Orderly • Dutiful • Achievement oriented • Self-disciplined • Deliberate
Extraversion	<ul style="list-style-type: none"> • Gregarious (sociable) • Warm • Assertive • Active • Excitement-seeking • Positive emotionality
Agreeableness	<ul style="list-style-type: none"> • Trusting • Straightforward • Altruistic • Compliant • Modest • Tender-minded
Neuroticism	<ul style="list-style-type: none"> • Anxious • Angry • Depressed • Self-consciousness • Impulsive • Vulnerable

Figure 4. Facets of Traits

Big Five traits. It is important to note that although personality researchers generally agree about the value of the Big Five traits as a way to summarize one's personality, there is no widely accepted list of facets that should be studied. The list seen here, based on work by researchers Paul Costa and Jeff McCrae, thus reflects just one possible list among many. It should, however, give you an idea of some of the facets making up each of the Five-Factor Model.

Facets can be useful because they provide more specific descriptions of what a person is like. For instance, if we take our friend who loves parties but hates public speaking, we might say that this person scores high on the "gregariousness" and "warmth" facets of extraversion, while scoring lower on facets such as "assertiveness" or "excitement-seeking." This precise profile of facet scores not only provides a better description, it might also allow us to better predict how this friend will do in a variety of different jobs (for example, jobs that require public speaking versus jobs that involve one-on-one interactions with customers; Paunonen & Ashton, 2001). Because different facets within a broad, global trait like extraversion

tend to go together (those who are gregarious are often but not always assertive), the broad trait often provides a useful summary of what a person is like. But when we really want to know a person, facet scores add to our knowledge in important ways.

Other Traits Beyond the Five-Factor Model

Despite the popularity of the Five-Factor Model, it is certainly not the only model that exists. Some suggest that there are more than five major traits, or perhaps even fewer. For example, in one of the first comprehensive models to be proposed, Hans Eysenck suggested that

Extraversion and Neuroticism are most important. Eysenck believed that by combining people's standing on these two major traits, we could account for many of the differences in personality that we see in people (Eysenck, 1981). So for instance, a neurotic introvert would be shy and nervous, while a stable introvert might avoid social situations and prefer solitary activities, but he may do so with a calm, steady attitude and little anxiety or emotion. Interestingly, Eysenck attempted to link these two major dimensions to underlying differences in people's biology. For instance, he suggested that introverts experienced too much sensory stimulation and arousal, which made them want to seek out quiet settings and less stimulating environments. More recently, Jeffrey Gray suggested that these two broad traits are related to fundamental reward and avoidance systems in the brain—extraverts might be motivated to seek reward and thus exhibit assertive, reward-seeking behavior, whereas people high in neuroticism might be motivated to avoid punishment and thus may experience anxiety as a result of their heightened awareness of the threats in the world around them (Gray, 1981. This model has since been updated; see Gray & McNaughton, 2000). These early theories have led to a burgeoning interest in identifying the physiological underpinnings of the individual differences that we observe.

Another revision of the Big Five is the **HEXACO model** of traits (Ashton & Lee, 2007). This model is similar to the Big Five, but it posits slightly different versions of some of the traits, and its proponents argue that one important class of individual differences was omitted from the Five-Factor Model. The HEXACO adds Honesty-Humility as a sixth dimension of personality. People high in this trait are sincere, fair, and modest, whereas those low in the trait are manipulative, narcissistic, and self-centered. Thus, trait theorists are agreed that personality traits are important in understanding behavior, but there are still debates on the exact number and composition of the traits that are most important.

There are other important traits that are not included in comprehensive models like the Big Five. Although the five factors capture much that is important about personality, researchers have suggested other traits that capture interesting aspects of our behavior. In Figure 5 below we present just a few, out of hundreds, of the other traits that have been studied by personologists.

Not all of the above traits are currently popular with scientists, yet each of them has experienced popularity in the past. Although the Five-Factor Model has been the target of more rigorous research than some of the traits above, these additional personality characteristics give a good idea of the wide range of behaviors and attitudes that traits can cover.

The Person-Situation Debate and Alternatives to the Trait Perspective

Personality Trait	Description
<i>Machiavellianism</i>	Named after the famous political philosopher, Niccolo Machiavelli, this trait refers to individuals who manipulate the behavior of others, often through duplicity. Machiavellians are often interested in money and power, and pragmatically use others in this quest.
<i>Need for Achievement</i>	Those high in need for achievement want to accomplish a lot and set high standards of excellence for themselves. They are able to work persistently and hard for distant goals. David McClelland argued that economic growth depends in part on citizens with high need for achievement.
<i>Need for Cognition</i>	People high in need for cognition find it rewarding to understand things, and are willing to use considerable cognitive effort in this quest. Such individuals enjoy learning, and the process of trying to understand new things.
<i>Authoritarianism</i>	Authoritarians believe in strict social hierarchies, in which they are totally obedient to those above them, and expect complete obedience from their subordinates. Rigid in adherence to rules, the authoritarian personality is very uncomfortable with uncertainty.
<i>Narcissism</i>	The narcissistic personality has self-love that is so strong that it results in high levels of vanity, conceit, and selfishness. The narcissistic individual often has problems feeling empathetic toward others and grateful to others.
<i>Self-esteem</i>	The tendency to evaluate oneself positively. Self-esteem does not imply that one believes that he or she is better than others, only that he or she is a person of worth.
<i>Optimism</i>	The tendency to expect positive outcomes in the future. People who are optimistic expect good things to happen, and indeed they often have more positive outcomes, perhaps because they work harder to achieve them.
<i>Alexithymia</i>	The inability to recognize and label emotions in oneself. The individual also has a difficult time recognizing emotions in others, and often has difficulties in relationships.

Figure 5. Other Traits Beyond Those Included in the Big Five

The ideas described in this module should probably seem familiar, if not obvious to you. When asked to think about what our friends, enemies, family members, and colleagues are like, some of the first things that come to mind are their personality characteristics. We might think about how warm and helpful our first teacher was, how irresponsible and careless our brother is, or how demanding and insulting our first boss was. Each of these descriptors reflects a personality trait, and most of us generally think that the descriptions that we use for individuals accurately reflect their “characteristic pattern of thoughts, feelings, and behaviors,” or in other

words, their personality.

But what if this idea were wrong? What if our belief in personality traits were an illusion and people are not consistent from one situation to the next? This was a possibility that shook the foundation of personality psychology in the late 1960s when Walter Mischel published a book called *Personality and Assessment* (1968). In this book, Mischel suggested that if one looks closely at people's behavior across many different situations, the consistency is really not that impressive. In other words, children who cheat on tests at school may steadfastly follow all rules when playing games and may never tell a lie to their parents. In other words, he suggested, there may not be any general trait of honesty that links these seemingly related behaviors. Furthermore, Mischel

suggested that observers may believe that broad personality traits like honesty exist, when in fact, this belief is an illusion. The debate that followed the publication of Mischel's book was called the person-situation debate because it pitted the power of personality against the power of situational factors as determinants of the behavior that people exhibit.

Because of the findings that Mischel emphasized, many psychologists focused on an alternative to the trait perspective. Instead of studying broad, context-free descriptions, like the trait terms we've described so far, Mischel thought that psychologists should focus on people's distinctive reactions to specific situations. For instance, although there may not be a broad and general trait of honesty, some children may be especially likely to cheat on a test when the risk of being caught is low and the rewards for cheating are high. Others might be motivated by the sense of risk involved in cheating and may do so even when the rewards are not very high. Thus, the behavior itself results from the child's unique evaluation of the risks and rewards present at that moment, along with her evaluation of her abilities and values. Because of this, the same child might act very differently in different situations. Thus, Mischel thought that specific behaviors were driven by the interaction between very specific, psychologically meaningful features of the situation in which people found themselves, the person's unique way of perceiving that situation, and his or her abilities for dealing with it.



The way people behave is only in part a product of their natural personality. Situations also influence how a person behaves. Are you for instance a “different person” as a student in a classroom compared to when you’re a member of a close-knit social group? [Image: UO Education, <https://goo.gl/yIgv9T>, CC BY-NC 2.0, <https://goo.gl/VnKlK8>]

Mischel and others argued that it was these social-cognitive processes that underlie people's reactions to specific situations that provide some consistency when situational features are the same. If so, then studying these broad traits might be more fruitful than cataloging and measuring narrow, context-free traits like Extraversion or Neuroticism.

In the years after the publication of Mischel's (1968) book, debates raged about whether personality truly exists, and if so, how it should be studied. And, as is often the case, it turns out that a more moderate middle ground than what the situationists proposed could be reached. It is certainly true, as Mischel pointed out, that a person's behavior in one specific situation is not a good guide to how that person will behave in a very different specific situation. Someone who is extremely talkative at one specific party may sometimes be reticent to speak up during class and may even act like a wallflower at a different party. But this does not mean that personality does not exist, nor does it mean that people's behavior is completely determined by situational factors. Indeed, research conducted after the person-situation debate shows that on average, the effect of the "situation" is about as large as that of personality traits. However, it is also true that if psychologists assess a broad range of behaviors across many different situations, there are general tendencies that emerge. Personality traits give an indication about how people will act on average, but frequently they are not so good at predicting how a person will act in a specific situation at a certain moment in time. Thus, to best capture broad traits, one must assess *aggregate* behaviors, averaged over time and across many different types of situations. Most modern personality researchers agree that there is a place for broad personality traits and for the narrower units such as those studied by Walter Mischel.

Appendix

The Mini-IPIP Scale

(Donnellan, Oswald, Baird, & Lucas, 2006)

Instructions: Below are phrases describing people's behaviors. Please use the rating scale below to describe how accurately each statement describes you. Describe yourself as you generally are now, not as you wish to be in the future. Describe yourself as you honestly see yourself, in relation to other people you know of the same sex as you are, and roughly your same age. Please read each statement carefully, and put a number from 1 to 5 next to it to describe how accurately the statement describes you.

1 = Very inaccurate

2 = Moderately inaccurate

3 = Neither inaccurate nor accurate

4 = Moderately accurate

5 = Very accurate

1. _____ Am the life of the party (E)
2. _____ Sympathize with others' feelings (A)
3. _____ Get chores done right away (C)
4. _____ Have frequent mood swings (N)
5. _____ Have a vivid imagination (O)
6. _____ Don't talk a lot (E)
7. _____ Am not interested in other people's problems (A)
8. _____ Often forget to put things back in their proper place (C)
9. _____ Am relaxed most of the time (N)
10. _____ Am not interested in abstract ideas (O)
11. _____ Talk to a lot of different people at parties (E)
12. _____ Feel others' emotions (A)
13. _____ Like order (C)
14. _____ Get upset easily (N)
15. _____ Have difficulty understanding abstract ideas (O)
16. _____ Keep in the background (E)
17. _____ Am not really interested in others (A)
18. _____ Make a mess of things (C)
19. _____ Seldom feel blue (N)
20. _____ Do not have a good imagination (O)

Scoring: The first thing you must do is to reverse the items that are worded in the opposite direction. In order to do this, subtract the number you put for that item from 6. So if you put a 4, for instance, it will become a 2. Cross out the score you put when you took the scale, and

put the new number in representing your score subtracted from the number 6.

Items to be reversed in this way: 6, 7, 8, 9, 10, 15, 16, 17, 18, 19, 20

Next, you need to add up the scores for each of the five OCEAN scales (including the reversed numbers where relevant). Each OCEAN score will be the sum of four items. Place the sum next to each scale below.

_____ Openness: Add items 5, 10, 15, 20

_____ Conscientiousness: Add items 3, 8, 13, 18

_____ Extraversion: Add items 1, 6, 11, 16

_____ Agreeableness: Add items 2, 7, 12, 17

_____ Neuroticism: Add items 4, 9, 14, 19

Compare your scores to the norms below to see where you stand on each scale. If you are low on a trait, it means you are the opposite of the trait label. For example, low on Extraversion is Introversion, low on Openness is Conventional, and low on Agreeableness is Assertive.

19–20 Extremely High, 17–18 Very High, 14–16 High,

11–13 Neither high nor low; in the middle, 8–10 Low, 6–7 Very low, 4–5 Extremely low

Outside Resources

Video 1: Gabriela Cintron's – 5 Factors of Personality (OCEAN Song). This is a student-made video which cleverly describes, through song, common behavioral characteristics of the Big 5 personality traits. It was one of the winning entries in the 2016-17 Noba + Psi Chi Student Video Award.

https://www.youtube.com/watch?feature=youtu.be&v=Rk8CDXNb8_U&app=desktop

Video 2: Michael Harris' – Personality Traits: The Big 5 and More. This is a student-made video that looks at characteristics of the OCEAN traits through a series of funny vignettes. It also presents on the Person vs Situation Debate. It was one of the winning entries in the 2016-17 Noba + Psi Chi Student Video Award.

<https://vimeo.com/218245492>

Video 3: David M. Cole's – Grouchy with a Chance of Stomping. This is a student-made video that makes a very important point about the relationship between personality traits and behavior using a handy weather analogy. It was one of the winning entries in the 2016-17 Noba + Psi Chi Student Video Award.

<https://www.youtube.com/watch?v=GnaFMjaItlY>

Web: International Personality Item Pool

<http://ipip.ori.org/>

Web: John Johnson personality scales

<http://www.personal.psu.edu/j5j/IPIP/ipipneo120.htm>

Web: Personality trait systems compared

<http://www.personalityresearch.org/bigfive/goldberg.html>

Web: Sam Gosling website

<http://homepage.psy.utexas.edu/homepage/faculty/gosling/samgosling.htm>

Discussion Questions

1. Consider different combinations of the Big Five, such as O (Low), C (High), E (Low), A (High), and N (Low). What would this person be like? Do you know anyone who is like this? Can you select politicians, movie stars, and other famous people and rate them on the Big Five?

2. How do you think learning and inherited personality traits get combined in adult personality?
3. Can you think of instances where people do not act consistently—where their personality traits are not good predictors of their behavior?
4. Has your personality changed over time, and in what ways?
5. Can you think of a personality trait not mentioned in this module that describes how people differ from one another?
6. When do extremes in personality traits become harmful, and when are they unusual but productive of good outcomes?

Vocabulary

Agreeableness

A personality trait that reflects a person's tendency to be compassionate, cooperative, warm, and caring to others. People low in agreeableness tend to be rude, hostile, and to pursue their own interests over those of others.

Conscientiousness

A personality trait that reflects a person's tendency to be careful, organized, hardworking, and to follow rules.

Continuous distributions

Characteristics can go from low to high, with all different intermediate values possible. One does not simply have the trait or not have it, but can possess varying amounts of it.

Extraversion

A personality trait that reflects a person's tendency to be sociable, outgoing, active, and assertive.

Facets

Broad personality traits can be broken down into narrower facets or aspects of the trait. For example, extraversion has several facets, such as sociability, dominance, risk-taking and so forth.

Factor analysis

A statistical technique for grouping similar things together according to how highly they are associated.

Five-Factor Model

(also called the Big Five) The Five-Factor Model is a widely accepted model of personality traits. Advocates of the model believe that much of the variability in people's thoughts, feelings, and behaviors can be summarized with five broad traits. These five traits are Openness, Conscientiousness, Extraversion, Agreeableness, and Neuroticism.

HEXACO model

The HEXACO model is an alternative to the Five-Factor Model. The HEXACO model includes six traits, five of which are variants of the traits included in the Big Five (Emotionality [E], Extraversion [X], Agreeableness [A], Conscientiousness [C], and Openness [O]). The sixth

factor, Honesty-Humility [H], is unique to this model.

Independent

Two characteristics or traits are separate from one another-- a person can be high on one and low on the other, or vice-versa. Some correlated traits are relatively independent in that although there is a tendency for a person high on one to also be high on the other, this is not always the case.

Lexical hypothesis

The lexical hypothesis is the idea that the most important differences between people will be encoded in the language that we use to describe people. Therefore, if we want to know which personality traits are most important, we can look to the language that people use to describe themselves and others.

Neuroticism

A personality trait that reflects the tendency to be interpersonally sensitive and the tendency to experience negative emotions like anxiety, fear, sadness, and anger.

Openness to Experience

A personality trait that reflects a person's tendency to seek out and to appreciate new things, including thoughts, feelings, values, and experiences.

Personality

Enduring predispositions that characterize a person, such as styles of thought, feelings and behavior.

Personality traits

Enduring dispositions in behavior that show differences across individuals, and which tend to characterize the person across varying types of situations.

Person-situation debate

The person-situation debate is a historical debate about the relative power of personality traits as compared to situational influences on behavior. The situationist critique, which started the person-situation debate, suggested that people overestimate the extent to which personality traits are consistent across situations.

References

- Allport, G. W., & Odbert, H. S. (1936). Trait names: A psycholexical study. *Psychological Monographs*, 47, 211.
- Ashton, M. C., & Lee, K. (2007). Empirical, theoretical, and practical advantages of the HEXACO model of personality structure. *Personality and Social Psychological Review*, 11, 150–166.
- Caspi, A., Roberts, B. W., & Shiner, R. L. (2005). Personality development: Stability and change. *Annual Reviews of Psychology*, 56, 453–484.
- Donnellan, M. B., Oswald, F. L., Baird, B. M., & Lucas, R. E. (2006). The mini-IPIP scales: Tiny-yet-effective measures of the Big Five factors of personality. *Psychological Assessment*, 18, 192–203.
- Eysenck, H. J. (1981). *A model for personality*. New York: Springer Verlag.
- Goldberg, L. R. (1990). An alternative description of personality: The Big Five personality traits. *Journal of Personality and Social Psychology*, 59, 1216–1229.
- Gray, J. A. (1981). A critique of Eysenck's theory of personality. In H. J. Eysenck (Ed.), *A Model for Personality* (pp. 246–276). New York: Springer Verlag.
- Gray, J. A. & McNaughton, N. (2000). *The neuropsychology of anxiety: An enquiry into the functions of the septo-hippocampal system (second edition)*. Oxford: Oxford University Press.
- Matthews, G., Deary, I. J., & Whiteman, M. C. (2003). *Personality traits*. Cambridge, UK: Cambridge University Press.
- McCrae, R. R., & Costa, P. T. (1987). Validation of the five-factor model of personality across instruments and observers. *Journal of Personality and Social Psychology*, 52, 81–90.
- McCrae, R. R. & John, O. P. (1992). An introduction to the five-factor model and its applications. *Journal of Personality*, 60, 175–215.
- Mischel, W. (1968). *Personality and assessment*. New York: John Wiley.
- Paunonen, S. V., & Ashton, M. S. (2001). Big five factors and facets and the prediction of behavior. *Journal of Personality and Social Psychology*, 81, 524–539.
- Roberts, B. W., Kuncel, N. R., Shiner, R., Caspi, A., & Golberg, L. R. (2007). The power of personality: The comparative validity of personality traits, socioeconomic status, and cognitive ability for predicting important life outcomes. *Perspectives on Psychological Science*, 2, 313–345.

23

Personality Assessment

David Watson

This module provides a basic overview to the assessment of personality. It discusses objective personality tests (based on both self-report and informant ratings), projective and implicit tests, and behavioral/performance measures. It describes the basic features of each method, as well as reviewing the strengths, weaknesses, and overall validity of each approach.

Learning Objectives

- Appreciate the diversity of methods that are used to measure personality characteristics.
- Understand the logic, strengths and weaknesses of each approach.
- Gain a better sense of the overall validity and range of applications of personality tests.

Introduction

Personality is the field within psychology that studies the thoughts, feelings, behaviors, goals, and interests of normal individuals. It therefore covers a very wide range of important psychological characteristics. Moreover, different theoretical models have generated very different strategies for measuring these characteristics. For example, humanistically oriented models argue that people have clear, well-defined goals and are actively striving to achieve them (McGregor, McAdams, & Little, 2006). It, therefore, makes sense to ask them directly about themselves and their goals. In contrast, psychodynamically oriented theories propose that people lack insight into their feelings and motives, such that their behavior is influenced by processes that operate outside of their awareness (e.g., McClelland, Koestner, &

Weinberger, 1989; Meyer & Kurtz, 2006). Given that people are unaware of these processes, it does not make sense to ask directly about them. One, therefore, needs to adopt an entirely different approach to identify these nonconscious factors. Not surprisingly, researchers have adopted a wide range of approaches to measure important personality characteristics. The most widely used strategies will be summarized in the following sections.



Do people possess the necessary awareness to see themselves as they are and provide accurate insights into their own personalities?
[Image: fotEK10, <https://goo.gl/GCBDJL>, CC BY-NC-SA 2.0, <https://goo.gl/Toc0ZF>]

Objective Tests

Definition

Objective tests (Loevinger, 1957; Meyer & Kurtz, 2006) represent the most familiar and widely used approach to assessing personality. Objective tests involve administering a standard set of items, each of which is answered using a limited set of response options (e.g., true or false; strongly disagree, slightly disagree, slightly agree, strongly agree). Responses to these items then are scored in a standardized, predetermined way. For example, self-ratings on items assessing talkativeness, assertiveness, sociability, adventurousness, and energy can be

summed up to create an overall score on the personality trait of extraversion.

It must be emphasized that the term “objective” refers to the method that is used to score a person’s responses, rather than to the responses themselves. As noted by Meyer and Kurtz (2006, p. 233), “What is *objective* about such a procedure is that the psychologist administering the test does not need to rely on judgment to classify or interpret the test-taker’s response; the intended response is clearly indicated and scored according to a pre-existing key.” In fact, as we will see, a person’s test responses may be highly subjective and can be influenced by a number of different rating biases.

Basic Types of Objective Tests

Self-report measures

Objective personality tests can be further subdivided into two basic types. The first type—which easily is the most widely used in modern personality research—asks people to describe themselves. This approach offers two key advantages. First, self-raters have access to an unparalleled wealth of information: After all, who knows more about you than you yourself? In particular, self-raters have direct access to their own thoughts, feelings, and motives, which may not be readily available to others (Oh, Wang, & Mount, 2011; Watson, Hubbard, & Weise, 2000). Second, asking people to describe themselves is the simplest, easiest, and most cost-effective approach to assessing personality. Countless studies, for instance, have involved administering self-report measures to college students, who are provided some relatively simple incentive (e.g., extra course credit) to participate.

The items included in self-report measures may consist of single words (e.g., *assertive*), short phrases (e.g., *am full of energy*), or complete sentences (e.g., *I like to spend time with others*). Table 1 presents a sample self-report measure assessing the general traits comprising the influential five-factor model (FFM) of personality: neuroticism, extraversion, openness, agreeableness, and conscientiousness (John & Srivastava, 1999; McCrae, Costa, & Martin, 2005). The sentences shown in Table 1 are modified versions of items included in the International Personality Item Pool (IPIP) (Goldberg et al., 2006), which is a rich source of personality-related content in the public domain (for more information about IPIP, go to: <http://ipip.ori.org/>).

Self-report personality tests show impressive validity in relation to a wide range of important

Please read each statement carefully and then mark the appropriate response below. Use the following scale to record your responses:

1	2	3	4	5
strongly	slightly	neutral or	slightly	strongly
disagree	disagree	cannot decide	agree	agree

-----	1. I get upset easily.
-----	2. I enjoy being part of a group.
-----	3. I like to solve complex problems.
-----	4. I believe that others have good intentions.
-----	5. I am always prepared.
-----	6. I have a low opinion of myself.
-----	7. I have a natural talent for influencing people.
-----	8. I enjoy the beauty of nature.
-----	9. I try to anticipate the needs of others.
-----	10. I can be trusted to keep my promises.
-----	11. I get irritated easily.
-----	12. I have a lot of fun.
-----	13. I like to visit new places.
-----	14. I love to help others.
-----	15. I set high standards for myself and others.

Sum up the following items to see how you score on five general personality traits. The numbers below indicate which questions correspond to each trait. A high score indicates a stronger level of that trait:

1	6	11	Neuroticism
2	7	12	Extraversion
3	8	13	Openness/Intellect
4	9	14	Agreeableness
5	10	15	Conscientiousness

Table1: Sample Self-Report Personality Measure

outcomes. For example, self-ratings of conscientiousness are significant predictors of both overall academic performance (e.g., cumulative grade point average; Poropat, 2009) and job performance (Oh, Wang, and Mount, 2011). Roberts, Kuncel, Shiner, Caspi, and Goldberg (2007) reported that self-rated personality predicted occupational attainment, divorce, and mortality. Similarly, Friedman, Kern, and Reynolds (2010) showed that personality ratings collected early in life were related to happiness/well-being, physical health, and mortality risk

assessed several decades later. Finally, self-reported personality has important and pervasive links to psychopathology. Most notably, self-ratings of neuroticism are associated with a wide array of clinical syndromes, including anxiety disorders, depressive disorders, substance use disorders, somatoform disorders, eating disorders, personality and conduct disorders, and schizophrenia/schizotypy (Kotov, Gamez, Schmidt, & Watson, 2010; Mineka, Watson, & Clark, 1998).

At the same time, however, it is clear that this method is limited in a number of ways. First, raters may be motivated to present themselves in an overly favorable, socially desirable way (Paunonen & LeBel, 2012). This is a particular concern in “**high-stakes testing**,” that is, situations in which test scores are used to make important decisions about individuals (e.g., when applying for a job). Second, personality ratings reflect a **self-enhancement bias** (Vazire & Carlson, 2011); in other words, people are motivated to ignore (or at least downplay) some of their less desirable characteristics and to focus instead on their more positive attributes. Third, self-ratings are subject to the **reference group effect** (Heine, Buchtel, & Norenzayan, 2008); that is, we base our self-perceptions, in part, on how we compare to others in our sociocultural reference group. For instance, if you tend to work harder than most of your friends, you will see yourself as someone who is relatively conscientious, even if you are not particularly conscientious in any absolute sense.

Informant ratings

Another approach is to ask someone who knows a person well to describe his or her personality characteristics. In the case of children or adolescents, the informant is most likely to be a parent or teacher. In studies of older participants, informants may be friends, roommates, dating partners, spouses, children, or bosses (Oh et al., 2011; Vazire & Carlson, 2011; Watson et al., 2000).

Generally speaking, informant ratings are similar in format to self-ratings. As was the case with self-report, items may consist of single words, short phrases, or complete sentences. Indeed, many popular instruments include parallel self- and informant-rating versions, and it often is relatively easy to convert a self-report measure so that it can be used to obtain informant ratings. Table 2 illustrates how the self-report instrument shown in Table 1 can be converted to obtain spouse-ratings (in this case, having a husband describe the personality characteristics of his wife).

Informant ratings are particularly valuable when self-ratings are impossible to collect (e.g., when studying young children or cognitively impaired adults) or when their validity is suspect

life outcomes that is comparable to that discussed earlier for self-ratings. Indeed, they outperform self-ratings in certain circumstances, particularly when the assessed traits are highly evaluative in nature (e.g., intelligence, charm, creativity; see Vazire & Carlson, 2011). For example, Oh et al. (2011) found that informant ratings were more strongly related to job performance than were self-ratings. Similarly, Oltmanns and Turkheimer (2009) summarized evidence indicating that informant ratings of Air Force cadets predicted early, involuntary discharge from the military better than self-ratings.

Nevertheless, informant ratings also are subject to certain problems and limitations. One general issue is the level of relevant information that is available to the rater (Funder, 2012). For instance, even under the best of circumstances, informants lack full access to the thoughts, feelings, and motives of the person they are rating. This problem is magnified when the informant does not know the person particularly well and/or only sees him or her in a limited range of situations (Funder, 2012; Beer & Watson, 2010).



Informant personality ratings are generally a reliable and valid assessment instrument, however in certain cases the informant may have some significant biases that make the rating less reliable. Newly married individuals for example are likely to rate their partners in an unrealistically positive way. [Image: Sociales El Heraldo de Saltillo, <https://goo.gl/3g3Qhh>, CC BY-NC-SA 2.0, <https://goo.gl/Toc0ZF>]

Informant ratings also are subject to some of the same response biases noted earlier for self-ratings. For instance, they are not immune to the reference group effect. Indeed, it is well-established that parent ratings often are subject to a **sibling contrast effect**, such that parents exaggerate the true magnitude of differences between their children (Pinto, Rijdsdijk, Frazier-Wood, Asherson, & Kuntsi, 2012). Furthermore, in many studies, individuals are allowed to nominate (or even recruit) the informants who will rate them. Because of this, it most often is the case that informants (who, as noted earlier, may be friends, relatives, or romantic partners) like the people they are rating. This, in turn, means that informants may produce overly favorable personality ratings. Indeed, their ratings actually can be more favorable than the corresponding self-ratings (Watson & Humrichouse,

2006). This tendency for informants to produce unrealistically positive ratings has been termed the **letter of recommendation effect** (Leising, Erbs, & Fritz, 2010) and the **honeymoon effect**

when applied to newlyweds (Watson & Humrichouse, 2006).

Other Ways of Classifying Objective Tests

Comprehensiveness

In addition to the source of the scores, there are at least two other important dimensions on which personality tests differ. The first such dimension concerns the extent to which an instrument seeks to assess personality in a reasonably comprehensive manner. At one extreme, many widely used measures are designed to assess a single core attribute. Examples of these types of measures include the Toronto Alexithymia Scale (Bagby, Parker, & Taylor, 1994), the Rosenberg Self-Esteem Scale (Rosenberg, 1965), and the Multidimensional Experiential Avoidance Questionnaire (Gamez, Chmielewski, Kotov, Ruggero, & Watson, 2011). At the other extreme, a number of omnibus inventories contain a large number of specific scales and purport to measure personality in a reasonably comprehensive manner. These instruments include the California Psychological Inventory (Gough, 1987), the Revised HEXACO Personality Inventory (HEXACO-PI-R) (Lee & Ashton, 2006), the Multidimensional Personality Questionnaire (Patrick, Curtin, & Tellegen, 2002), the NEO Personality Inventory-3 (NEO-PI-3) (McCrae et al., 2005), the Personality Research Form (Jackson, 1984), and the Sixteen Personality Factor Questionnaire (Cattell, Eber, & Tatsuoka, 1980).

Breadth of the target characteristics

Second, personality characteristics can be classified at different levels of breadth or generality. For example, many models emphasize broad, “big” traits such as neuroticism and extraversion. These general dimensions can be divided up into several distinct yet empirically correlated component traits. For example, the broad dimension of extraversion contains such specific component traits as dominance (extraverts are assertive, persuasive, and exhibitionistic), sociability (extraverts seek out and enjoy the company of others), positive emotionality (extraverts are active, energetic, cheerful, and enthusiastic), and adventurousness (extraverts enjoy intense, exciting experiences).

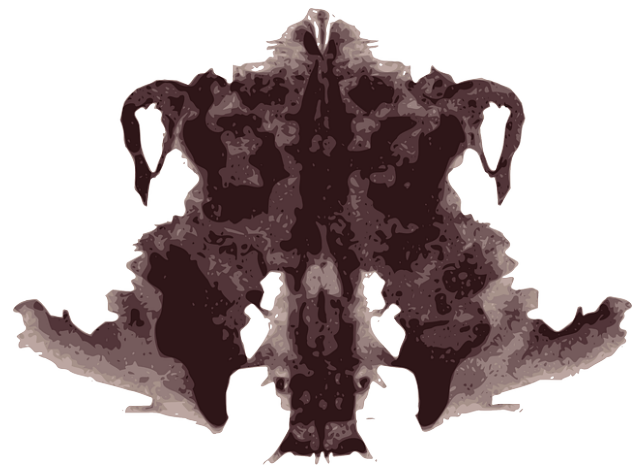
Some popular personality instruments are designed to assess only the broad, general traits. For example, similar to the sample instrument displayed in Table 1, the **Big Five** Inventory (John & Srivastava, 1999) contains brief scales assessing the broad traits of neuroticism, extraversion, openness, agreeableness, and conscientiousness. In contrast, many instruments—including several of the omnibus inventories mentioned earlier—were

designed primarily to assess a large number of more specific characteristics. Finally, some inventories—including the HEXACO-PI-R and the NEO-PI-3—were explicitly designed to provide coverage of both general and specific trait characteristics. For instance, the NEO-PI-3 contains six specific facet scales (e.g., Gregariousness, Assertiveness, Positive Emotions, Excitement Seeking) that then can be combined to assess the broad trait of extraversion.

Projective and Implicit Tests

Projective Tests

As noted earlier, some approaches to personality assessment are based on the belief that important thoughts, feelings, and motives operate outside of conscious awareness. Projective tests represent influential early examples of this approach. Projective tests originally were based on the **projective hypothesis** (Frank, 1939; Lilienfeld, Wood, & Garb, 2000): If a person is asked to describe or interpret ambiguous stimuli—that is, things that can be understood in a number of different ways—their responses will be influenced by nonconscious needs, feelings, and experiences (note, however, that the theoretical rationale underlying these measures has evolved over time) (see, for example, Spangler, 1992). Two prominent examples of projective tests are the Rorschach Inkblot Test (Rorschach, 1921) and the Thematic Apperception Test (TAT) (Morgan & Murray, 1935). The former asks respondents to interpret symmetrical blots of ink, whereas the latter asks them to generate stories about a series of pictures.



Projective tests, such as the famous Rorschach inkblot test require a person to give spontaneous answers that "project" their unique personality onto an ambiguous stimulus. [Image: CC0 Public Domain, <https://goo.gl/m25gce>]

For instance, one TAT picture depicts an elderly woman with her back turned to a young man; the latter looks downward with a somewhat perplexed expression. Another picture displays a man clutched from behind by three mysterious hands. What stories could you generate in response to these pictures?

In comparison to objective tests, projective tests tend to be somewhat cumbersome and labor intensive to administer. The biggest challenge, however, has been to develop a reliable and

valid scheme to score the extensive set of responses generated by each respondent. The most widely used Rorschach scoring scheme is the Comprehensive System developed by Exner (2003). The most influential TAT scoring system was developed by McClelland, Atkinson and colleagues between 1947 and 1953 (McClelland et al., 1989; see also Winter, 1998), which can be used to assess motives such as the need for achievement.

The validity of the Rorschach has been a matter of considerable controversy (Lilienfeld et al., 2000; Mihura, Meyer, Dumitrascu, & Bombel, 2012; Society for Personality Assessment, 2005). Most reviews acknowledge that Rorschach scores do show some ability to predict important outcomes. Its critics, however, argue that it fails to provide important incremental information beyond other, more easily acquired information, such as that obtained from standard self-report measures (Lilienfeld et al., 2000).

Validity evidence is more impressive for the TAT. In particular, reviews have concluded that TAT-based measures of the need for achievement (a) show significant validity to predict important criteria and (b) provide important information beyond that obtained from objective measures of this motive (McClelland et al., 1989; Spangler, 1992). Furthermore, given the relatively weak associations between objective and projective measures of motives, McClelland et al. (1989) argue that they tap somewhat different processes, with the latter assessing **implicit motives** (Schultheiss, 2008).

Implicit Tests

In recent years, researchers have begun to use implicit measures of personality (Back, Schmuckle, & Egloff, 2009; Vazire & Carlson, 2011). These tests are based on the assumption that people form automatic or implicit associations between certain concepts based on their previous experience and behavior. If two concepts (e.g., *me* and *assertive*) are strongly associated with each other, then they should be sorted together more quickly and easily than two concepts (e.g., *me* and *shy*) that are less strongly associated. Although validity evidence for these measures still is relatively sparse, the results to date are encouraging: Back et al. (2009), for example, showed that implicit measures of the FFM personality traits predicted behavior even after controlling for scores on objective measures of these same characteristics.

Behavioral and Performance Measures

A final approach is to infer important personality characteristics from direct samples of behavior. For example, Funder and Colvin (1988) brought opposite-sex pairs of participants into the laboratory and had them engage in a five-minute “getting acquainted” conversation;



Observing real world behavior is one way to assess personality. Tendencies such as messiness and neatness are clues to personality. [Image: Crumley Roberts, <https://goo.gl/6Ahn8q>, CC BY 2.0, <https://goo.gl/BRvSA7>]

raters watched videotapes of these interactions and then scored the participants on various personality characteristics. Mehl, Gosling, and Pennebaker (2006) used the electronically activated recorder (EAR) to obtain samples of ambient sounds in participants' natural environments over a period of two days; EAR-based scores then were related to self- and observer-rated measures of personality. For instance, more frequent talking over this two-day period was significantly related to both self- and observer-ratings of extraversion. As a final example, Gosling, Ko, Mannarelli, and Morris (2002) sent observers into college students' bedrooms and then had them rate the students' personality characteristics on the Big Five traits. The averaged observer ratings correlated significantly

with participants' self-ratings on all five traits. Follow-up analyses indicated that conscientious students had neater rooms, whereas those who were high in openness to experience had a wider variety of books and magazines.

Behavioral measures offer several advantages over other approaches to assessing personality. First, because behavior is sampled directly, this approach is not subject to the types of response biases (e.g., self-enhancement bias, reference group effect) that can distort scores on objective tests. Second, as is illustrated by the Mehl et al. (2006) and Gosling et al. (2002) studies, this approach allows people to be studied in their daily lives and in their natural environments, thereby avoiding the artificiality of other methods (Mehl et al., 2006). Finally, this is the only approach that actually assesses what people *do*, as opposed to what they think or feel (see Baumeister, Vohs, & Funder, 2007).

At the same time, however, this approach also has some disadvantages. This assessment strategy clearly is much more cumbersome and labor intensive than using objective tests, particularly self-report. Moreover, similar to projective tests, behavioral measures generate a rich set of data that then need to be scored in a reliable and valid way. Finally, even the most ambitious study only obtains relatively small samples of behavior that may provide a somewhat distorted view of a person's true characteristics. For example, your behavior during a "getting acquainted" conversation on a single given day inevitably will reflect a number of

transient influences (e.g., level of stress, quality of sleep the previous night) that are idiosyncratic to that day.

Conclusion

No single method of assessing personality is perfect or infallible; each of the major methods has both strengths and limitations. By using a diversity of approaches, researchers can overcome the limitations of any single method and develop a more complete and integrative view of personality.

Discussion Questions

1. Under what conditions would you expect self-ratings to be most similar to informant ratings? When would you expect these two sets of ratings to be most different from each other?
2. The findings of Gosling, et al. (2002) demonstrate that we can obtain important clues about students' personalities from their dorm rooms. What other aspects of people's lives might give us important information about their personalities?
3. Suppose that you were planning to conduct a study examining the personality trait of honesty. What method or methods might you use to measure it?

Vocabulary

Big Five

Five, broad general traits that are included in many prominent models of personality. The five traits are neuroticism (those high on this trait are prone to feeling sad, worried, anxious, and dissatisfied with themselves), extraversion (high scorers are friendly, assertive, outgoing, cheerful, and energetic), openness to experience (those high on this trait are tolerant, intellectually curious, imaginative, and artistic), agreeableness (high scorers are polite, considerate, cooperative, honest, and trusting), and conscientiousness (those high on this trait are responsible, cautious, organized, disciplined, and achievement-oriented).

High-stakes testing

Settings in which test scores are used to make important decisions about individuals. For example, test scores may be used to determine which individuals are admitted into a college or graduate school, or who should be hired for a job. Tests also are used in forensic settings to help determine whether a person is competent to stand trial or fits the legal definition of sanity.

Honeymoon effect

The tendency for newly married individuals to rate their spouses in an unrealistically positive manner. This represents a specific manifestation of the letter of recommendation effect when applied to ratings made by current romantic partners. Moreover, it illustrates the very important role played by relationship satisfaction in ratings made by romantic partners: As marital satisfaction declines (i.e., when the “honeymoon is over”), this effect disappears.

Implicit motives

These are goals that are important to a person, but that he/she cannot consciously express. Because the individual cannot verbalize these goals directly, they cannot be easily assessed via self-report. However, they can be measured using projective devices such as the Thematic Apperception Test (TAT).

Letter of recommendation effect

The general tendency for informants in personality studies to rate others in an unrealistically positive manner. This tendency is due a pervasive bias in personality assessment: In the large majority of published studies, informants are individuals who like the person they are rating (e.g., they often are friends or family members) and, therefore, are motivated to depict them in a socially desirable way. The term reflects a similar tendency for academic letters of recommendation to be overly positive and to present the referent in an unrealistically

desirable manner.

Projective hypothesis

The theory that when people are confronted with ambiguous stimuli (that is, stimuli that can be interpreted in more than one way), their responses will be influenced by their unconscious thoughts, needs, wishes, and impulses. This, in turn, is based on the Freudian notion of projection, which is the idea that people attribute their own undesirable/unacceptable characteristics to other people or objects.

Reference group effect

The tendency of people to base their self-concept on comparisons with others. For example, if your friends tend to be very smart and successful, you may come to see yourself as less intelligent and successful than you actually are. Informants also are prone to these types of effects. For instance, the sibling contrast effect refers to the tendency of parents to exaggerate the true extent of differences between their children.

Reliability

The consistency of test scores across repeated assessments. For example, test-retest reliability examines the extent to which scores change over time.

Self-enhancement bias

The tendency for people to see and/or present themselves in an overly favorable way. This tendency can take two basic forms: defensiveness (when individuals actually believe they are better than they really are) and impression management (when people intentionally distort their responses to try to convince others that they are better than they really are). Informants also can show enhancement biases. The general form of this bias has been called the letter-of-recommendation effect, which is the tendency of informants who like the person they are rating (e.g., friends, relatives, romantic partners) to describe them in an overly favorable way. In the case of newlyweds, this tendency has been termed the honeymoon effect.

Sibling contrast effect

The tendency of parents to use their perceptions of all of their children as a frame of reference for rating the characteristics of each of them. For example, suppose that a mother has three children; two of these children are very sociable and outgoing, whereas the third is relatively average in sociability. Because of operation of this effect, the mother will rate this third child as less sociable and outgoing than he/she actually is. More generally, this effect causes parents to exaggerate the true extent of differences between their children. This effect represents a specific manifestation of the more general reference group effect when applied to ratings made by parents.

Validity

Evidence related to the interpretation and use of test scores. A particularly important type of evidence is criterion validity, which involves the ability of a test to predict theoretically relevant outcomes. For example, a presumed measure of conscientiousness should be related to academic achievement (such as overall grade point average).

References

- Back, M. D., Schmukle, S. C., & Egloff, B. (2009). Predicting actual behavior from the explicit and implicit self-concept of personality. *Journal of Personality and Social Psychology, 97*, 533–548.
- Bagby, R. M., Parker, J. D. A., Taylor, G. J. (1994). The Twenty-Item Toronto Alexithymia Scale: I. Item selection and cross-validation of the factor structure. *Journal of Psychosomatic Research, 38*, 23–32.
- Baumeister, R. F., Vohs, K. D., & Funder, D. C. (2007). Psychology as the science of self-reports and finger movements: Whatever happened to actual behavior? *Perspectives on Psychological Science, 2*, 396–403.
- Beer, A., & Watson, D. (2010). The effects of information and exposure on self-other agreement. *Journal of Research in Personality, 44*, 38–45.
- Cattell, R. B., Eber, H. W., & Tatsuoka, M. M. (1980). *Handbook for the Sixteen Personality Factor Questionnaire* (16PF). Champaign, IL: Institute for Personality and Ability Testing.
- Exner, J. E. (2003). *The Rorschach: A comprehensive system* (4th ed.). New York, NY: Wiley.
- Frank, L. K. (1939). Projective methods for the study of personality. *Journal of Psychology: Interdisciplinary and Applied, 8*, 389–413.
- Friedman, H. S., Kern, K. L., & Reynolds, C. A. (2010). Personality and health, subjective well-being, and longevity. *Journal of Personality, 78*, 179–215.
- Funder, D. C. (2012). Accurate personality judgment. *Current Directions in Psychological Science, 21*, 177–182.
- Funder, D. C., & Colvin, C. R. (1988). Friends and strangers: Acquaintanceship, agreement, and the accuracy of personality judgment. *Journal of Personality and Social Psychology, 55*, 149–158.
- Funder, D. C., & Dobroth, K. M. (1987). Differences between traits: Properties associated with interjudge agreement. *Journal of Personality and Social Psychology, 52*, 409–418.
- Gamez, W., Chmielewski, M., Kotov, R., Ruggero, C., & Watson, D. (2011). Development of a measure of experiential avoidance: The Multidimensional Experiential Avoidance Questionnaire. *Psychological Assessment, 23*, 692–713.
- Goldberg, L. R., Johnson, J. A., Eber, H. W., Hogan, R., Ashton, M. C., Cloninger, C. R., & Gough, H. C. (2006). The International Personality Item Pool and the future of public-domain personality measures. *Journal of Research in Personality, 40*, 84–96.
- Gosling, S. D., Ko, S. J., Mannarelli, T., & Morris, M. E. (2002). A room with a cue: Personality

- judgments based on offices and bedrooms. *Journal of Personality and Social Psychology*, 82, 379–388.
- Gough, H. G. (1987). *California Psychological Inventory* [Administrator's guide]. Palo Alto, CA: Consulting Psychologists Press.
- Heine, S. J., Buchtel, E. E., & Norenzayan, A. (2008). What do cross-national comparisons of personality traits tell us? The case of conscientiousness. *Psychological Science*, 19, 309–313.
- Jackson, D. N. (1984). *Personality Research Form manual* (3rd ed.). Port Huron, MI: Research Psychologists Press.
- John, O. P., & Srivastava, S. (1999). The big five trait taxonomy: History, measurement, and theoretical perspectives. In L. A. Pervin & O. P. John (Eds.), *Handbook of personality: Theory and research* (2nd ed., pp. 102–138). New York, NY: The Guilford Press.
- Kotov, R., Gamez, W., Schmidt, F., & Watson, D. (2010). Linking “big” personality traits to anxiety, depressive, and substance use disorders: A meta-analysis. *Psychological Bulletin*, 136, 768–821.
- Lee, K., & Ashton, M. C. (2006). Further assessment of the HEXACO Personality Inventory: Two new facet scales and an observer report form. *Psychological Assessment*, 18, 182–191.
- Leising, D., Erbs, J., & Fritz, U. (2010). The letter of recommendation effect in informant ratings of personality. *Journal of Personality and Social Psychology*, 98, 668–682.
- Lilienfeld, S. O., Wood, J. M., & Garb, H. N. (2000). The scientific status of projective techniques. *Psychological Science in the Public Interest*, 1, 27–66.
- Loevinger, J. (1957). Objective tests as instruments of psychological theory. *Psychological Reports*, 3, 635–694.
- McClelland, D. C., Koestner, R., & Weinberger, J. (1989). How do self-attributed and implicit motives differ? *Psychological Review*, 96, 690–702.
- McCrae, R. R. (1994). The counterpoint of personality assessment: Self-reports and observer ratings. *Assessment*, 1, 159–172.
- McCrae, R. R., Costa, P. T., Jr., & Martin, T. A. (2005). The NEO-PI-3: A more readable Revised NEO Personality Inventory. *Journal of Personality Assessment*, 84, 261–270.
- McGregor, I., McAdams, D. P., & Little, B. R. (2006). Personal projects, life stories, and happiness: On being true to traits. *Journal of Research in Personality*, 40, 551–572.
- Mehl, M. R., Gosling, S. D., & Pennebaker, J. W. (2006). Personality in its natural habitat: Manifestations and implicit folk theories of personality in daily life. *Journal of Personality and Social Psychology*, 90, 862–877.
- Meyer, G. J., & Kurtz, J. E. (2006). Advancing personality assessment terminology: Time to retire

- "objective" and "projective" as personality test descriptors. *Journal of Personality Assessment*, 87, 223–225.
- Mihura, J. L., Meyer, G. J., Dumitrascu, N., & Bombel, G. (2012). The validity of individual Rorschach variables: Systematic Reviews and meta-analyses of the Comprehensive System. *Psychological Bulletin*. (Advance online publication.) doi:10.1037/a0029406
- Mineka, S., Watson, D., & Clark, L. A. (1998). Comorbidity of anxiety and unipolar mood disorders. *Annual Review of Psychology*, 49, 377–412.
- Morgan, C. D., & Murray, H. A. (1935). A method for investigating fantasies. *The Archives of Neurology and Psychiatry*, 34, 389–406.
- Oh, I.-S., Wang, G., & Mount, M. K. (2011). Validity of observer ratings of the five-factor model of personality traits: A meta-analysis. *Journal of Applied Psychology*, 96, 762–773.
- Oltmanns, T. F., & Turkheimer, E. (2009). Person perception and personality pathology. *Current Directions in Psychological Science*, 18, 32–36.
- Patrick, C. J., Curtin, J. J., & Tellegen, A. (2002). Development and validation of a brief form of the Multidimensional Personality Questionnaire. *Psychological Assessment*, 14, 150–163.
- Paunonen, S. V., & LeBel, E. P. (2012). Socially desirable responding and its elusive effects on the validity of personality assessments. *Journal of Personality and Social Psychology*, 103, 158–175.
- Pinto, R., Rijdsdijk, F., Frazier-Wood, A. C., Asherson, P., & Kuntsi, J. (2012). Bigger families fare better: A novel method to estimate rater contrast effects in parental ratings on ADHD symptoms. *Behavior Genetics*, 42, 875–885.
- Poropat, A. E. (2009). A meta-analysis of the five-factor model of personality and academic performance. *Psychological Bulletin*, 135, 322–338.
- Roberts, B. W., Kuncel, N. R., Shiner, R., Caspi, A., & Goldberg, L. R. (2007). The power of personality: The comparative validity of personality traits, socioeconomic status, and cognitive ability for predicting important life outcomes. *Perspectives on Psychological Science*, 2, 313–345.
- Rorschach, H. (1942) (Original work published 1921). *Psychodiagnostik [Psychodiagnostics]*. Bern, Switzerland: Bircher.
- Rosenberg, M. (1965). *Society and the adolescent self-image*. Princeton, NJ: Princeton University Press.
- Schultheiss, O. C. (2008). Implicit motives. In O. P. John, R. W. Robins, & L. A. Pervin (Eds.), *Handbook of personality: Theory and research* (3rd ed.) (pp. 603–633). New York, NY: Guilford Press.

- Society for Personality Assessment. (2005). The status of the Rorschach in clinical and forensic practice: An official statement by the Board of Trustees of the Society for Personality Assessment. *Journal of Personality Assessment, 85*, 219–237.
- Spangler, W. D. (1992). Validity of questionnaire and TAT measures of need for achievement: Two meta-analyses. *Psychological Bulletin, 112*, 140–154.
- Vazire, S., & Carlson, E. N. (2011). Others sometimes know us better than we know ourselves. *Current Directions in Psychological Science, 20*, 104–108.
- Watson, D., & Humrichouse, J. (2006). Personality development in emerging adulthood: Integrating evidence from self- and spouse-ratings. *Journal of Personality and Social Psychology, 91*, 959–974.
- Watson, D., Hubbard, B., & Wiese, D. (2000). Self-other agreement in personality and affectivity: The role of acquaintanceship, trait visibility, and assumed similarity. *Journal of Personality and Social Psychology, 78*, 546–558.
- Winter, D. G. (1998). Toward a science of personality psychology: David McClelland's development of empirically derived TAT measures. *History of Psychology, 1*, 130–153.

24

Self and Identity

Dan P. McAdams

For human beings, the self is what happens when “I” encounters “Me.” The central psychological question of selfhood, then, is this: How does a person apprehend and understand who he or she is? Over the past 100 years, psychologists have approached the study of self (and the related concept of identity) in many different ways, but three central metaphors for the self repeatedly emerge. First, the self may be seen as a social actor, who enacts roles and displays traits by performing behaviors in the presence of others. Second, the self is a motivated agent, who acts upon inner desires and formulates goals, values, and plans to guide behavior in the future. Third, the self eventually becomes an autobiographical author, too, who takes stock of life — past, present, and future — to create a story about who I am, how I came to be, and where my life may be going. This module briefly reviews central ideas and research findings on the self as an actor, an agent, and an author, with an emphasis on how these features of selfhood develop over the human life course.

Learning Objectives

- Explain the basic idea of reflexivity in human selfhood—how the “I” encounters and makes sense of itself (the “Me”).
- Describe fundamental distinctions between three different perspectives on the self: the self as actor, agent, and author.
- Describe how a sense of self as a social actor emerges around the age of 2 years and how it develops going forward.
- Describe the development of the self’s sense of motivated agency from the emergence of the child’s theory of mind to the articulation of life goals and values in adolescence and beyond.
- Define the term narrative identity, and explain what psychological and cultural functions

narrative identity serves.

Introduction

In the Temple of Apollo at Delphi, the ancient Greeks inscribed the words: “Know thyself.” For at least 2,500 years, and probably longer, human beings have pondered the meaning of the ancient aphorism. Over the past century, psychological scientists have joined the effort. They have formulated many theories and tested countless hypotheses that speak to the central question of human selfhood: *How does a person know who he or she is?*



We work on ourselves as we would any other interesting project. And when we do we generally focus on three psychological categories - The Social Actor, The Motivated Agent, and The Autobiographical Author. [Image: MakuKulden, <https://goo.gl/sMUsnj>], CC BY-NC 2.0, <https://goo.gl/VnKIK8>]

The ancient Greeks seemed to realize that the self is inherently **reflexive**—it reflects back on itself. In the disarmingly simple idea made famous by the great psychologist William James (1892/1963), the self is what happens when “I” reflects back upon “Me.” The self is both the I and the Me—it is the knower, and it is what the knower knows when the knower reflects upon itself. When you look back at yourself, what do you see? When you look inside, what do you find? Moreover, when you try to *change* your self in some way, what is it that you are trying to change? The philosopher Charles Taylor (1989) describes the self as a reflexive *project*. In modern life, Taylor argues, we often try to manage, discipline, refine, improve, or develop the self. We *work on* our selves, as we might work on any other interesting project. But

what exactly is it that we work on?


Imagine for a moment that you have decided to improve yourself. You might, say, go on a diet to improve your appearance. Or you might decide to be nicer to your mother, in order to improve that important social role. Or maybe the problem is at work—you need to find a

better job or go back to school to prepare for a different career. Perhaps you just need to work harder. Or get organized. Or recommit yourself to religion. Or maybe the key is to begin thinking about your whole life story in a completely different way, in a way that you hope will bring you more happiness, fulfillment, peace, or excitement.

Although there are many different ways you might reflect upon and try to improve the self, it turns out that many, if not most, of them fall roughly into three broad psychological categories (McAdams & Cox, 2010). The I may encounter the Me as (a) a social actor, (b) a motivated agent, or (c) an autobiographical author.

The Social Actor

Shakespeare tapped into a deep truth about human nature when he famously wrote, “All the world’s a stage, and all the men and women merely players.” He was wrong about the “merely,” however, for there is nothing more important for human adaptation than the manner in which we perform our roles as actors in the everyday theatre of social life. What Shakespeare may have sensed but could not have fully understood is that human beings evolved to live in social groups. Beginning with Darwin (1872/1965) and running through contemporary conceptions of human evolution, scientists have portrayed human nature as profoundly *social* (Wilson, 2012). For a few million years, *Homo sapiens* and their evolutionary forerunners have survived and flourished



In some ways people are just like actors on stage. We play roles and follow scripts every day. [Image: Brian, <https://goo.gl/z0VI3t>, CC BY-SA 2.0, <https://goo.gl/i4GXf5>]

by virtue of their ability to live and work together in complex social groups, cooperating with each other to solve problems and overcome threats and competing with each other in the face of limited resources. As social animals, human beings strive to *get along* and *get ahead* in the presence of each other (Hogan, 1982). Evolution has prepared us to care deeply about social acceptance and social status, for those unfortunate individuals who do not get along well in social groups or who fail to attain a requisite status among their peers have typically been severely compromised when it comes to survival and reproduction. It makes

consummate evolutionary sense, therefore, that the human "I" should apprehend the "Me" first and foremost as a *social actor*.

For human beings, the sense of the self as a social actor begins to emerge around the age of 18 months. Numerous studies have shown that by the time they reach their second birthday most toddlers recognize themselves in mirrors and other reflecting devices (Lewis & Brooks-Gunn, 1979; Rochat, 2003). What they see is an embodied actor who moves through space and time. Many children begin to use words such as "me" and "mine" in the second year of life, suggesting that the I now has linguistic labels that can be applied reflexively to itself: I call myself "me." Around the same time, children also begin to express social emotions such as embarrassment, shame, guilt, and pride (Tangney, Stuewig, & Mashek, 2007). These emotions tell the social actor how well he or she is performing in the group. When I do things that win the approval of others, I feel proud of myself. When I fail in the presence of others, I may feel embarrassment or shame. When I violate a social rule, I may experience guilt, which may motivate me to make amends.

Many of the classic psychological theories of human selfhood point to the second year of life as a key developmental period. For example, Freud (1923/1961) and his followers in the psychoanalytic tradition traced the emergence of an autonomous *ego* back to the second year. Freud used the term "ego" (in German *das Ich*, which also translates into "the I") to refer to an executive self in the personality. Erikson (1963) argued that experiences of trust and interpersonal attachment in the first year of life help to consolidate the autonomy of the ego in the second. Coming from a more sociological perspective, Mead (1934) suggested that the I comes to know the Me through reflection, which may begin quite literally with mirrors but later involves the reflected appraisals of others. I come to know who I am as a social actor, Mead argued, by noting how *other people* in my social world react to my performances. In the development of the self as a social actor, other people function like mirrors—they reflect who I am back to me.

Research has shown that when young children begin to make attributions about themselves, they start simple (Harter, 2006). At age 4, Jessica knows that she has dark hair, knows that she lives in a white house, and describes herself to others in terms of simple behavioral *traits*. She may say that she is "nice," or "helpful," or that she is "a good girl most of the time." By the time, she hits fifth grade (age 10), Jessica sees herself in more complex ways, attributing traits to the self such as "honest," "moody," "outgoing," "shy," "hard-working," "smart," "good at math but not gym class," or "nice except when I am around my annoying brother." By late childhood and early adolescence, the personality traits that people attribute to themselves, as well as those attributed to them by others, tend to correlate with each other in ways that conform to a well-established taxonomy of five broad trait domains, repeatedly derived in studies of

adult personality and often called the **Big Five**: (1) extraversion, (2) neuroticism, (3) agreeableness, (4) conscientiousness, and (5) openness to experience (Roberts, Wood, & Caspi, 2008). By late childhood, moreover, self-conceptions will likely also include important social roles: "I am a good student," "I am the oldest daughter," or "I am a good friend to Sarah."

Traits and roles, and variations on these notions, are the main currency of the **self as social actor** (McAdams & Cox, 2010). Trait terms capture perceived consistencies in social performance. They convey what I reflexively perceive to be my overall acting style, based in part on how I think others see me as an actor in many different social situations. Roles capture the quality, as I perceive it, of important structured relationships in my life. Taken together, traits and roles make up the main features of my **social reputation**, as I apprehend it in my own mind (Hogan, 1982).

If you have ever tried hard to change yourself, you may have taken aim at your social reputation, targeting your central traits or your social roles. Maybe you woke up one day and decided that you must become a more optimistic and emotionally upbeat person. Taking into consideration the reflected appraisals of others, you realized that even your friends seem to avoid you because you bring them down. In addition, it feels bad to feel so bad all the time: Wouldn't it be better to feel good, to have more energy and hope? In the language of traits, you have decided to "work on" your "neuroticism." Or maybe instead, your problem is the trait of "conscientiousness": You are undisciplined and don't work hard enough, so you resolve to make changes in that area. Self-improvement efforts such as these—aimed at changing one's traits to become a more effective social actor—are sometimes successful, but they are very hard—kind of like dieting. Research suggests that broad traits tend to be stubborn, resistant to change, even with the aid of psychotherapy. However, people often have more success working directly on their social roles. To become a more effective social actor, you may want to take aim at the important roles you play in life. What can I do to become a better son or daughter? How can I find new and meaningful roles to perform at work, or in my family, or among my friends, or in my church and community? By doing concrete things that enrich your performances in important social roles, you may begin to see yourself in a new light, and others will notice the change, too. Social actors hold the potential to transform their performances across the human life course. Each time you walk out on stage, you have a chance to start anew.

The Motivated Agent

Whether we are talking literally about the theatrical stage or more figuratively, as I do in this module, about the everyday social environment for human behavior, observers can never



When we observe others we only see how they act but are never able to access the entirety of their internal experience. [Image: CC0 Public Domain, <https://goo.gl/m25gce>]

fully know what is in the actor's head, no matter how closely they watch. We can see actors act, but we cannot know for sure what they *want* or what they *value*, unless they tell us straightaway. As a social actor, a person may come across as friendly and compassionate, or cynical and mean-spirited, but in neither case can we infer their motivations from their traits or their roles. What does the friendly person want? What is the cynical father trying to achieve? Many broad psychological theories of the self prioritize the motivational qualities of human behavior—the inner needs, wants, desires, goals, values, plans, programs, fears, and aversions that seem to give behavior its direction and purpose (Bandura, 1989; Deci & Ryan, 1991; Markus & Nurius, 1986). These kinds of theories explicitly conceive of the self as a *motivated agent*.

To be an agent is to act with direction and purpose, to move forward into the future in pursuit of self-chosen and valued goals. In a sense, human beings are agents even as infants, for babies can surely act in goal-directed ways. By age 1 year, moreover, infants show a strong preference for observing and imitating the goal-directed, intentional behavior of others, rather than random behaviors (Woodward, 2009). Still, it is one thing to act in goal-directed ways; it is quite another for the I to know itself (the Me) as an intentional and purposeful force who moves forward in life in pursuit of self-chosen goals, values, and other desired end states. In order to do so, the person must first realize that people indeed have desires and goals in their minds and that these inner desires and goals *motivate* (initiate, energize, put into motion) their behavior. According to a strong line of research in developmental psychology, attaining this kind of understanding means acquiring a **theory of mind** (Wellman, 1993), which occurs for most children by the age of 4. Once a child understands that other people's behavior is often motivated by inner desires and goals, it is a small step to apprehend the self in similar terms.

Building on theory of mind and other cognitive and social developments, children begin to construct the self as a motivated agent in the elementary school years, layered over their still-developing sense of themselves as social actors. Theory and research on what developmental psychologists call **the age 5-to-7 shift** converge to suggest that children become more planful,

intentional, and systematic in their pursuit of valued goals during this time (Sameroff & Haith, 1996). Schooling reinforces the shift in that teachers and curricula place increasing demands on students to work hard, adhere to schedules, focus on goals, and achieve success in particular, well-defined task domains. Their relative success in achieving their most cherished goals, furthermore, goes a long way in determining children's self-esteem (Robins, Tracy, & Trzesniewski, 2008). Motivated agents feel good about themselves to the extent they believe that they are making good progress in achieving their goals and advancing their most important values.

Goals and values become even more important for the self in adolescence, as teenagers begin to confront what Erikson (1963) famously termed the developmental challenge of identity. For adolescents and young adults, establishing a psychologically efficacious identity involves exploring different options with respect to life goals, values, vocations, and intimate relationships and eventually committing to a motivational and ideological agenda for adult life—an integrated and realistic sense of what I want and value in life and how I plan to achieve it (Kroger & Marcia, 2011). Committing oneself to an integrated suite of life goals and values is perhaps the greatest achievement for the self as motivated agent. Establishing an adult identity has implications, as well, for how a person moves through life as a social actor, entailing new role commitments and, perhaps, a changing understanding of one's basic dispositional traits. According to Erikson, however, identity achievement is always provisional, for adults continue to work on their identities as they move into midlife and beyond, often relinquishing old goals in favor of new ones, investing themselves in new projects and making new plans, exploring new relationships, and shifting their priorities in response to changing life circumstances (Freund & Riediger, 2006; Josselson, 1996).

There is a sense whereby *any* time you try to change yourself, you are assuming the role of a motivated agent. After all, to strive to change something is inherently what an agent does. However, what particular feature of selfhood you try to change may correspond to your self as actor, agent, or author, or some combination. When you try to change your traits or roles, you take aim at the social actor. By contrast, when you try to change your values or life goals, you are focusing on yourself as a motivated agent. Adolescence and young adulthood are periods in the human life course when many of us focus attention on our values and life goals. Perhaps you grew up as a traditional Catholic, but now in college you believe that the values inculcated in your childhood no longer function so well for you. You no longer believe in the central tenets of the Catholic Church, say, and are now working to replace your old values with new ones. Or maybe you still want to be Catholic, but you feel that your new take on faith requires a different kind of personal ideology. In the realm of the motivated agent, moreover, changing values can influence life goals. If your new value system prioritizes alleviating the suffering of others, you may decide to pursue a degree in social work, or to

become a public interest lawyer, or to live a simpler life that prioritizes people over material wealth. A great deal of the identity work we do in adolescence and young adulthood is about values and goals, as we strive to articulate a personal vision or dream for what we hope to accomplish in the future.

The Autobiographical Author

Even as the “I” continues to develop a sense of the “Me” as both a social actor and a motivated agent, a third standpoint for selfhood gradually emerges in the adolescent and early-adult years. The third perspective is a response to Erikson’s (1963) challenge of identity. According to Erikson, developing an identity involves more than the exploration of and commitment to life goals and values (the self as motivated agent), and more than committing to new roles and re-evaluating old traits (the self as social actor). It also involves achieving a sense of *temporal continuity* in life—a reflexive understanding of *how I have come to be the person I am becoming*, or put differently, how my past self has developed into my present self, and how my present self will, in turn, develop into an envisioned future self. In his analysis of identity formation in the life of the 15th-century Protestant reformer Martin Luther, Erikson (1958) describes the culmination of a young adult’s search for identity in this way:

"To be adult means among other things to see one’s own life in continuous perspective, both in retrospect and prospect. By accepting some definition of who he is, usually on the basis of a function in an economy, a place in the sequence of generations, and a status in the structure of society, the adult is able *to selectively reconstruct his past in such a way that, step for step, it seems to have planned him, or better, he seems to have planned it*. In this sense, psychologically we do choose our parents, our family history, and the history of our kings, heroes, and gods. By making them our own, we maneuver ourselves into the inner position of proprietors, of creators."

-- (Erikson, 1958, pp. 111–112; emphasis added).

In this rich passage, Erikson intimates that the development of a mature identity in young adulthood involves the I’s ability to construct a retrospective and prospective *story* about the Me (McAdams, 1985). In their efforts to find a meaningful identity for life, young men and women begin “to selectively reconstruct” their past, as Erikson wrote, and imagine their future to create an integrative life story, or what psychologists today often call a narrative identity. A narrative identity is an internalized and evolving story of the self that reconstructs the past and anticipates the future in such a way as to provide a person’s life with some degree of unity, meaning, and purpose over time (McAdams, 2008; McLean, Pasupathi, & Pals, 2007).

The self typically becomes an *autobiographical author* in the early-adult years, a way of being that is layered over the motivated agent, which is layered over the social actor. In order to provide life with the sense of temporal continuity and deep meaning that Erikson believed identity should confer, we must author a personalized life story that integrates our understanding of who we once were, who we are today, and who we may become in the future. The story helps to explain, for the author and for the author's world, why the social actor does what it does and why the motivated agent wants what it wants, and how the person as a whole has developed over time, from the past's reconstructed beginning to the future's imagined ending.

By the time they are 5 or 6 years of age, children can tell well-formed stories about personal events in their lives (Fivush, 2011). By the end of childhood, they usually have a good sense of what a typical biography contains and how it is sequenced, from birth to death (Thomsen & Bernsten, 2008). But it is not until adolescence, research shows, that human beings express advanced storytelling skills and what psychologists call **autobiographical reasoning** (Habermas & Bluck, 2000; McLean & Fournier, 2008). In autobiographical reasoning, a narrator is able to derive substantive conclusions about the self from analyzing his or her own personal experiences. Adolescents may develop the ability to string together events into causal chains and inductively derive general themes about life from a sequence of chapters and scenes (Habermas & de Silveira, 2008). For example, a 16-year-old may be able to explain to herself



Young people often "try on" many variations of identities to see which best fits their private sense of themselves. [Image: Sangudo, <https://goo.gl/Ay3UMR>, CC BY-NC-SA 2.0, <https://goo.gl/Toc0ZF>]

and to others how childhood experiences in her family have shaped her vocation in life. Her parents were divorced when she was 5 years old, the teenager recalls, and this caused a great deal of stress in her family. Her mother often seemed anxious and depressed, but she (the now-teenager when she was a little girl—the story's protagonist) often tried to cheer her mother up, and her efforts seemed to work. In more recent years, the teenager notes that her friends often come to her with their boyfriend problems. She seems to be very adept at giving advice about love and relationships, which stems, the teenager now believes, from her early experiences with her mother. Carrying this causal narrative forward, the teenager now thinks that she would like to be a marriage

counselor when she grows up.

Unlike children, then, adolescents can tell a full and convincing story about an entire human life, or at least a prominent line of causation within a full life, explaining continuity and change in the story's protagonist over time. Once the cognitive skills are in place, young people seek interpersonal opportunities to share and refine their developing sense of themselves as storytellers (the I) who tell stories about themselves (the Me). Adolescents and young adults author a narrative sense of the self by telling stories about their experiences to other people, monitoring the feedback they receive from the tellings, editing their stories in light of the feedback, gaining new experiences and telling stories about those, and on and on, as selves create stories that, in turn, create new selves (McLean et al., 2007). Gradually, in fits and starts, through conversation and introspection, the I develops a convincing and coherent narrative about the Me.

Contemporary research on the self as autobiographical author emphasizes the strong effect of *culture* on narrative identity (Hammack, 2008). Culture provides a menu of favored plot lines, themes, and character types for the construction of self-defining life stories. Autobiographical authors sample selectively from the cultural menu, appropriating ideas that seem to resonate well with their own life experiences. As such, life stories reflect the culture, wherein they are situated as much as they reflect the authorial efforts of the autobiographical I.

As one example of the tight link between culture and narrative identity, McAdams (2013) and others (e.g., Kleinfeld, 2012) have highlighted the prominence of redemptive narratives in American culture. Epitomized in such iconic cultural ideals as the American dream, Horatio Alger stories, and narratives of Christian atonement, redemptive stories track the move from suffering to an enhanced status or state, while scripting the development of a chosen protagonist who journeys forth into a dangerous and unredeemed world (McAdams, 2013). Hollywood movies often celebrate redemptive quests. Americans are exposed to similar narrative messages in self-help books, 12-step programs, Sunday sermons, and in the rhetoric of political campaigns. Over the past two decades, the world's most influential spokesperson for the power of redemption in human lives may be Oprah Winfrey, who tells her own story of overcoming childhood adversity while encouraging others, through her media outlets and philanthropy, to tell similar kinds of stories for their own lives (McAdams, 2013). Research has demonstrated that American adults who enjoy high levels of mental health and civic engagement tend to construct their lives as narratives of redemption, tracking the move from sin to salvation, rags to riches, oppression to liberation, or sickness/abuse to health/recovery (McAdams, Diamond, de St. Aubin, & Mansfield, 1997; McAdams, Reynolds, Lewis, Patten, & Bowman, 2001; Walker & Frimer, 2007). In American society, these kinds of stories are often

seen to be inspirational.

At the same time, McAdams (2011, 2013) has pointed to shortcomings and limitations in the redemptive stories that many Americans tell, which mirror cultural biases and stereotypes in American culture and heritage. McAdams has argued that redemptive stories support happiness and societal engagement for some Americans, but the same stories can encourage moral righteousness and a naïve expectation that suffering will always be redeemed. For better and sometimes for worse, Americans seem to love stories of personal redemption and often aim to assimilate their autobiographical memories and aspirations to a redemptive form. Nonetheless, these same stories may not work so well in cultures that espouse different values and narrative ideals (Hammack, 2008). It is important to remember that every culture offers its own storehouse of favored narrative forms. It is also essential to know that no single narrative form captures all that is good (or bad) about a culture. In American society, the redemptive narrative is but one of many different kinds of stories that people commonly employ to make sense of their lives.

What is your story? What kind of a narrative are you working on? As you look to the past and imagine the future, what threads of continuity, change, and meaning do you discern? For many people, the most dramatic and fulfilling efforts to change the self happen when the I works hard, as an autobiographical author, to construct and, ultimately, to tell a new story about the Me. Storytelling may be the most powerful form of self-transformation that human beings have ever invented. Changing one's life story is at the heart of many forms of psychotherapy and counseling, as well as religious conversions, vocational epiphanies, and other dramatic transformations of the self that people often celebrate as turning points in their lives (Adler, 2012). Storytelling is often at the heart of the little changes, too, minor edits in the self that we make as we move through daily life, as we live and experience life, and as we later tell it to ourselves and to others.

Conclusion

For human beings, selves begin as social actors, but they eventually become motivated agents and autobiographical authors, too. The I first sees itself as an embodied actor in social space; with development, however, it comes to appreciate itself also as a forward-looking source of self-determined goals and values, and later yet, as a storyteller of personal experience, oriented to the reconstructed past and the imagined future. To "know thyself" in mature adulthood, then, is to do three things: (a) to apprehend and to perform with social approval my self-ascribed traits and roles, (b) to pursue with vigor and (ideally) success my most valued goals and plans, and (c) to construct a story about life that conveys, with vividness and cultural

resonance, how I became the person I am becoming, integrating my past as I remember it, my present as I am experiencing it, and my future as I hope it to be.

Outside Resources

Web: The website for the Foley Center for the Study of Lives, at Northwestern University. The site contains research materials, interview protocols, and coding manuals for conducting studies of narrative identity.

<http://www.sesp.northwestern.edu/foley/>

Discussion Questions

1. Back in the 1950s, Erik Erikson argued that many adolescents and young adults experience a tumultuous identity crisis. Do you think this is true today? What might an identity crisis look and feel like? And, how might it be resolved?
2. Many people believe that they have a true self buried inside of them. From this perspective, the development of self is about discovering a psychological truth deep inside. Do you believe this to be true? How does thinking about the self as an actor, agent, and author bear on this question?
3. Psychological research shows that when people are placed in front of mirrors they often behave in a more moral and conscientious manner, even though they sometimes experience this procedure as unpleasant. From the standpoint of the self as a social actor, how might we explain this phenomenon?
4. By the time they reach adulthood, does everybody have a narrative identity? Do some people simply never develop a story for their life?
5. What happens when the three perspectives on self—the self as actor, agent, and author—conflict with each other? Is it necessary for people's self-ascribed traits and roles to line up well with their goals and their stories?
6. William James wrote that the self includes all things that the person considers to be "mine." If we take James literally, a person's self might extend to include his or her material possessions, pets, and friends and family. Does this make sense?
7. To what extent can we control the self? Are some features of selfhood easier to control than others?
8. What cultural differences may be observed in the construction of the self? How might gender, ethnicity, and class impact the development of the self as actor, as agent, and as author?

Vocabulary

Autobiographical reasoning

The ability, typically developed in adolescence, to derive substantive conclusions about the self from analyzing one's own personal experiences.

Big Five

A broad taxonomy of personality trait domains repeatedly derived from studies of trait ratings in adulthood and encompassing the categories of (1) extraversion vs. introversion, (2) neuroticism vs. emotional stability, (3) agreeable vs. disagreeableness, (4) conscientiousness vs. nonconscientiousness, and (5) openness to experience vs. conventionality. By late childhood and early adolescence, people's self-attributions of personality traits, as well as the trait attributions made about them by others, show patterns of intercorrelations that confirm with the five-factor structure obtained in studies of adults.

Ego

Sigmund Freud's conception of an executive self in the personality. Akin to this module's notion of "the I," Freud imagined the ego as observing outside reality, engaging in rational thought, and coping with the competing demands of inner desires and moral standards.

Identity

Sometimes used synonymously with the term "self," identity means many different things in psychological science and in other fields (e.g., sociology). In this module, I adopt Erik Erikson's conception of identity as a developmental task for late adolescence and young adulthood. Forming an identity in adolescence and young adulthood involves exploring alternative roles, values, goals, and relationships and eventually committing to a realistic agenda for life that productively situates a person in the adult world of work and love. In addition, identity formation entails commitments to new social roles and reevaluation of old traits, and importantly, it brings with it a sense of temporal continuity in life, achieved through the construction of an integrative life story.

Narrative identity

An internalized and evolving story of the self designed to provide life with some measure of temporal unity and purpose. Beginning in late adolescence, people craft self-defining stories that reconstruct the past and imagine the future to explain how the person came to be the person that he or she is becoming.

Redemptive narratives

Life stories that affirm the transformation from suffering to an enhanced status or state. In American culture, redemptive life stories are highly prized as models for the good self, as in classic narratives of atonement, upward mobility, liberation, and recovery.

Reflexivity

The idea that the self reflects back upon itself; that the I (the knower, the subject) encounters the Me (the known, the object). Reflexivity is a fundamental property of human selfhood.

Self as autobiographical author

The sense of the self as a storyteller who reconstructs the past and imagines the future in order to articulate an integrative narrative that provides life with some measure of temporal continuity and purpose.

Self as motivated agent

The sense of the self as an intentional force that strives to achieve goals, plans, values, projects, and the like.

Self as social actor

The sense of the self as an embodied actor whose social performances may be construed in terms of more or less consistent self-ascribed traits and social roles.

Self-esteem

The extent to which a person feels that he or she is worthy and good. The success or failure that the motivated agent experiences in pursuit of valued goals is a strong determinant of self-esteem.

Social reputation

The traits and social roles that others attribute to an actor. Actors also have their own conceptions of what they imagine their respective social reputations indeed are in the eyes of others.

The Age 5-to-7 Shift

Cognitive and social changes that occur in the early elementary school years that result in the child's developing a more purposeful, planful, and goal-directed approach to life, setting the stage for the emergence of the self as a motivated agent.

The "I"

The self as knower, the sense of the self as a subject who encounters (knows, works on) itself (the Me).

The “Me”

The self as known, the sense of the self as the object or target of the I’s knowledge and work.

Theory of mind

Emerging around the age of 4, the child’s understanding that other people have minds in which are located desires and beliefs, and that desires and beliefs, thereby, motivate behavior.

References

- Adler, J. M. (2012). Living into the story: Agency and coherence in a longitudinal study of narrative identity development and mental health over the course of psychotherapy. *Journal of Personality and Social Psychology*, 102, 367–389.
- Bandura, A. (1989). Human agency in social-cognitive theory. *American Psychologist*, 44, 1175–1184.
- Darwin, C. (1872/1965). *The expression of emotions in man and animals*. Chicago, IL: University of Chicago Press.
- Deci, E. L., & Ryan, R. M. (1991). A motivational approach to self: Integration in personality. In R. Dienstbier & R. M. Ryan (Eds.), *Nebraska symposium on motivation* (Vol. 38, pp. 237–288). Lincoln, NE: University of Nebraska Press.
- Erikson, E. H. (1963). *Childhood and society* (2nd ed.). New York, NY: Norton.
- Erikson, E. H. (1958). *Young man Luther*. New York, NY: Norton.
- Fivush, R. (2011). The development of autobiographical memory. In S. T. Fiske, D. L. Schacter, & S. E. Taylor (Eds.), *Annual review of psychology* (Vol. 62, pp. 559–582). Palo Alto, CA: Annual Reviews, Inc.
- Freud, S. (1923/1961). The ego and the id. In J. Strachey (Ed.), *The standard edition of the complete psychological works of Sigmund Freud* (Vol. 19). London, UK: Hogarth.
- Freund, A. M., & Riediger, M. (2006). Goals as building blocks of personality and development in adulthood. In D. K. Mroczek & T. D. Little (Eds.), *Handbook of personality development* (pp. 353–372). Mahwah, NJ: Erlbaum.
- Habermas, T., & Bluck, S. (2000). Getting a life: The emergence of the life story in adolescence. *Psychological Bulletin*, 126, 748–769.
- Habermas, T., & de Silveira, C. (2008). The development of global coherence in life narrative across adolescence: Temporal, causal, and thematic aspects. *Developmental Psychology*, 44, 707–721.
- Hammack, P. L. (2008). Narrative and the cultural psychology of identity. *Personality and Social Psychology Review*, 12, 222–247.
- Harter, S. (2006). The self. In N. Eisenberg (Ed.) & W. Damon & R. M. Lerner (Series Eds.), *Handbook of child psychology: Vol. 3. Social, emotional, and personality development* (pp. 505–570). New York, NY: Wiley.
- Hogan, R. (1982). A socioanalytic theory of personality. In M. Paige (Ed.), *Nebraska symposium on motivation* (Vol. 29, pp. 55–89). Lincoln, NE: University of Nebraska Press.

- James, W. (1892/1963). *Psychology*. Greenwich, CT: Fawcett.
- Josselson, R. (1996). *Revising herself: The story of women's identity from college to midlife*. New York, NY: Oxford University Press.
- Kleinfeld, J. (2012). *The frontier romance: Environment, culture, and Alaska identity*. Fairbanks, AK: University of Alaska Press.
- Kroger, J., & Marcia, J. E. (2011). The identity statuses: Origins, meanings, and interpretations. In S. J. Schwartz, K. Luyckx, & V. L. Vignoles (Eds.), *Handbook of identity theory and research* (pp. 31–53). New York, NY: Springer.
- Lewis, M., & Brooks-Gunn, J. (1979). *Social cognition and the acquisition of self*. New York, NY: Plenum.
- Markus, H., & Nurius, P. (1986). Possible selves. *American Psychologist*, 41, 954–969.
- McAdams, D. P. (2013). *The redemptive self: Stories Americans live by (revised and expanded edition)*. New York, NY: Oxford University Press.
- McAdams, D. P. (2011). *George W. Bush and the redemptive dream: A psychological portrait*. New York, NY: Oxford University Press.
- McAdams, D. P. (2008). Personal narratives and the life story. In O. P. John, R. W. Robins, & L. A. Pervin (Eds.), *Handbook of personality: Theory and research* (3rd ed., pp. 242–262). New York, NY: Guilford Press.
- McAdams, D. P. (1985). *Power, intimacy, and the life story: Personological inquiries into identity*. New York, NY: Guilford Press.
- McAdams, D. P., & Cox, K. S. (2010). Self and identity across the life span. In M. E. Lamb & A. M. Freund (Eds.), *The handbook of life-span development: Vol. 2. Social and emotional development* (pp. 158–207). New York, NY: Wiley.
- McAdams, D. P., Diamond, A., de St. Aubin, E., & Mansfield, E. D. (1997). Stories of commitment: The psychosocial construction of generative lives. *Journal of Personality and Social Psychology*, 72, 678–694.
- McAdams, D. P., Reynolds, J., Lewis, M., Patten, A., & Bowman, P. J. (2001). When bad things turn good and good things turn bad: Sequences of redemption and contamination in life narrative, and their relation to psychosocial adaptation in midlife adults and in students. *Personality and Social Psychology Bulletin*, 27, 472–483.
- McLean, K. C., & Fournier, M. A. (2008). The content and process of autobiographical reasoning in narrative identity. *Journal of Research in Personality*, 42, 527–545.
- McLean, K. C., Pasupathi, M., & Pals, J. L. (2007). Selves creating stories creating selves: A process model of self-development. *Personality and Social Psychology Review*, 11, 262–278.

- Mead, G. H. (1934). *Mind, self, and society*. Chicago, IL: University of Chicago Press.
- Roberts, B. W., Wood, D., & Caspi, A. (2008). The development of personality traits in adulthood. In O. P. John, R. W. Robins, & L. A. Pervin (Eds.), *Handbook of personality: Theory and research* (3rd ed., pp. 375–398). New York, NY: Guilford Press.
- Robins, R. W., Tracy, J. L., & Trzesniewski, K. H. (2008). Naturalizing the self. In O. P. John, R. W. Robins, & L. A. Pervin (Eds.), *Handbook of personality: Theory and research* (3rd ed., pp. 421–447). New York, NY: Guilford Press.
- Rochat, P. (2003). Five levels of self-awareness as they unfold early in life. *Consciousness and Cognition*, 12, 717–731.
- Sameroff, A. J., & Haith, M. M. (Eds.), (1996). *The five to seven year shift*. Chicago, IL: University of Chicago Press.
- Tangney, J. P., Stuewig, J., & Mashek, D. J. (2007). Moral emotions and moral behavior. In S. Fiske and D. Schacter (Eds.), *Annual review of psychology* (Vol. 58, pp. 345–372). Palo Alto, CA: Annual Reviews, Inc.
- Taylor, C. (1989). *Sources of the self: The making of the modern identity*. Cambridge, MA: Harvard University Press.
- Thomsen, D. K., & Bernstein, D. (2008). The cultural life script and life story chapters contribute to the reminiscence bump. *Memory*, 16, 420–435.
- Walker, L. J., & Frimer, J. A. (2007). Moral personality of brave and caring exemplars. *Journal of Personality and Social Psychology*, 93, 845–860.
- Wellman, H. M. (1993). Early understanding of mind: The normal case. In S. Baron-Cohen, H. Tager-Flusberg, & D. J. Cohen (Eds.), *Understanding other minds: Perspectives from autism* (pp. 10–39). New York, NY: Oxford University Press.
- Wilson, E. O. (2012). *The social conquest of earth*. New York, NY: Liveright.
- Woodward, A. (2009). Infants' grasp of others' intentions. *Current Directions in Psychological Science*, 18, 53–57.

Psychological Disorders

Anxiety and Related Disorders

David H. Barlow & Kristen K. Ellard

Anxiety is a natural part of life and, at normal levels, helps us to function at our best. However, for people with anxiety disorders, anxiety is overwhelming and hard to control. Anxiety disorders develop out of a blend of biological (genetic) and psychological factors that, when combined with stress, may lead to the development of ailments. Primary anxiety-related diagnoses include generalized anxiety disorder, panic disorder, specific phobia, social anxiety disorder (social phobia), post traumatic stress disorder, and obsessive-compulsive disorder. In this module, we summarize the main clinical features of each of these disorders and discuss their similarities and differences with everyday experiences of anxiety.

Learning Objectives

- Understand the relationship between anxiety and anxiety disorders.
- Identify key vulnerabilities for developing anxiety and related disorders.
- Identify main diagnostic features of specific anxiety-related disorders.
- Differentiate between disordered and non-disordered functioning.

Introduction

What is anxiety? Most of us feel some anxiety almost every day of our lives. Maybe you have an important test coming up for school. Or maybe there's that big game next Saturday, or that first date with someone new you are hoping to impress. Anxiety can be defined as a negative mood state that is accompanied by bodily symptoms such as increased heart rate,

muscle tension, a sense of unease, and apprehension about the future (APA, 2013; Barlow, 2002).

Anxiety is what motivates us to plan for the future, and in this sense, anxiety is actually a good thing. It's that nagging feeling that motivates us to study for that test, practice harder for that game, or be at our very best on that date. But some people experience anxiety so intensely that it is no longer helpful or useful. They may become so overwhelmed and distracted by anxiety that they actually fail their test, fumble the ball, or spend the whole date fidgeting and avoiding eye contact. If anxiety begins to interfere in the person's life in a significant way, it is considered a disorder.



Anxiety and closely related disorders emerge from “triple vulnerabilities,” a combination of biological, psychological, and specific factors that increase our risk for developing a disorder (Barlow, 2002; Suárez, Bennett, Goldstein, & Barlow,

2009). **Biological vulnerabilities** refer to specific genetic and neurobiological factors that might predispose someone to develop anxiety disorders. No single gene directly causes anxiety or panic, but our genes may make us more susceptible to anxiety and influence how our brains react to stress (Drabant et al., 2012; Gelernter & Stein, 2009; Smoller, Block, & Young, 2009). **Psychological vulnerabilities** refer to the influences that our early experiences have on how we view the world. If we were confronted with unpredictable stressors or traumatic experiences at younger ages, we may come to view the world as unpredictable and uncontrollable, even dangerous (Chorpita & Barlow, 1998; Gunnar & Fisher, 2006). **Specific vulnerabilities** refer to how our experiences lead us to focus and channel our anxiety (Suárez et al., 2009). If we learned that physical illness is dangerous, maybe through witnessing our family's reaction whenever anyone got sick, we may focus our anxiety on physical sensations. If we learned that disapproval from others has negative, even dangerous consequences, such as being yelled at or severely punished for even the slightest offense, we might focus our anxiety on social evaluation. If we learn that the “other shoe might drop” at any moment, we may focus our anxiety on worries about the future. None of these vulnerabilities directly

While everyone may experience some level of anxiety at one time or another, those with anxiety disorders experience it consistently and so intensely that it has a significantly negative impact on their quality of life. [Image: Bada Bing, <https://goo.gl/aawyLi>, CC BY-NC-SA 2.0, <https://goo.gl/Toc0ZF>]

causes anxiety disorders on its own—instead, when all of these vulnerabilities are present, and we experience some triggering life stress, an anxiety disorder may be the result (Barlow, 2002; Suárez et al., 2009). In the next sections, we will briefly explore each of the major anxiety based disorders, found in the fifth edition of the *Diagnostic and Statistical Manual of Mental Disorders* (DSM-5) (APA, 2013).

Generalized Anxiety Disorder

Most of us worry some of the time, and this worry can actually be useful in helping us to plan for the future or make sure we remember to do something important. Most of us can set aside our worries when we need to focus on other things or stop worrying altogether whenever a problem has passed. However, for someone with **generalized anxiety disorder (GAD)**, these worries become difficult, or even impossible, to turn off. They may find themselves worrying excessively about a number of different things, both minor and catastrophic. Their worries also come with a host of other symptoms such as muscle tension, fatigue, agitation or restlessness, irritability, difficulties with sleep (either falling asleep, staying asleep, or both), or difficulty concentrating. The *DSM-5* criteria specify that at least six months of excessive anxiety and worry of this type must be ongoing, happening more days than not for a good proportion of the day, to receive a diagnosis of GAD. About 5.7% of the population has met criteria for GAD at some point during their lifetime (Kessler, Berglund, et al., 2005), making it one of the most common anxiety disorders (see Table 1).

Disorder	1-Year Prevalence Rates ¹	Lifetime Prevalence Rates ²	Prevalence by Gender	Median Age of Onset
Generalized Anxiety Disorder	3.1%	5.7%	67% female	31 yrs.
OCD	1%	1.6%	55% female	19 yrs.
Panic Disorder	2.7%	4.7%	67% female	24 yrs.
PTSD	3.5%	6.8%	52% female ³	23 yrs.
Social Anxiety	6.8%	12.1%	50% female	13 yrs.
Specific Phobia	8.7%	12.5%	60% - 90% female ⁴	7-9 yrs.

Table 1: Prevalence rates for major anxiety disorders. [1] Kessler et al. (2005), [2]Kessler, Chiu, Demler, Merikangas, & Walters (2005), [3]Kessler, Sonnega, Bromet, Hughes, & Nelson (1995), [4]Craske et al. (1996).

What makes a person with GAD worry more than the average person? Research shows that individuals with GAD are more sensitive and vigilant toward possible threats than people who are not anxious (Aikins & Craske, 2001; Barlow, 2002; Bradley, Mogg, White, Groom, & de Bono, 1999). This may be related to early stressful experiences, which can lead to a view of the world as an unpredictable, uncontrollable, and even dangerous place. Some have suggested that people with GAD worry as a way to gain some control over these otherwise uncontrollable or unpredictable experiences and against uncertain outcomes (Dugas, Gagnon, Ladouceur, & Freeston, 1998). By repeatedly going through all of the possible “What if?” scenarios in their mind, the person might feel like they are less vulnerable to an unexpected outcome, giving them the sense that they have *some* control over the situation (Wells, 2002). Others have suggested people with GAD worry as a way to avoid feeling distressed (Borkovec, Alcaine, & Behar, 2004). For example, Borkovec and Hu (1990) found that those who worried when confronted with a stressful situation had less physiological arousal than those who didn’t worry, maybe because the worry “distracted” them in some way.

The problem is, all of this “what if?”-ing doesn’t get the person any closer to a solution or an answer and, in fact, might take them away from important things they should be paying attention to in the moment, such as finishing an important project. Many of the catastrophic outcomes people with GAD worry about are very unlikely to happen, so when the catastrophic event doesn’t materialize, the act of worrying gets **reinforced** (Borkovec, Hazlett-Stevens, & Diaz, 1999). For example, if a mother spends all night worrying about whether her teenage daughter will get home safe from a night out and the daughter returns home without incident, the mother could easily attribute her daughter’s safe return to her successful “vigil.” What the mother hasn’t learned is that her daughter would have returned home just as safe if she had been focusing on the movie she was watching with her husband, rather than being preoccupied with worries. In this way, the cycle of worry is perpetuated, and, subsequently, people with GAD often miss out on many otherwise enjoyable events in their lives.

Panic Disorder and Agoraphobia


Have you ever gotten into a near-accident or been taken by surprise in some way? You may have felt a flood of physical sensations, such as a racing heart, shortness of breath, or tingling sensations. This alarm reaction is called the **“fight or flight”** response (Cannon, 1929) and is your body’s natural reaction to fear, preparing you to either fight or escape in response to threat or danger. It’s likely you weren’t too concerned with these sensations, because you knew what was causing them. But imagine if this alarm reaction came “out of the blue,” for no apparent reason, or in a situation in which you didn’t expect to be anxious or fearful. This is called an “unexpected” panic attack or a false alarm. Because there is no apparent reason

or cue for the alarm reaction, you might react to the sensations with intense fear, maybe thinking you are having a heart attack, or going crazy, or even dying. You might begin to associate the physical sensations you felt during this attack with this fear and may start to go out of your way to avoid having those sensations again.

Unexpected panic attacks such as these are at the heart of **panic disorder (PD)**. However, to receive a diagnosis of PD, the person must not only have unexpected panic attacks but also must experience continued intense anxiety and avoidance related to the attack for at least one month, causing significant distress or interference in their lives. People with panic disorder tend to interpret even normal physical sensations in a catastrophic way, which triggers more anxiety and, ironically, more physical sensations, creating a vicious cycle of panic (Clark, 1986, 1996). The person may begin to avoid a number of situations or activities that produce the same physiological arousal that was present during the beginnings of a panic attack. For example, someone who experienced a racing heart during a panic attack might avoid exercise or caffeine. Someone who

experienced choking sensations might avoid wearing high-necked sweaters or necklaces. Avoidance of these **internal bodily or somatic cues** for panic has been termed **interoceptive avoidance** (Barlow & Craske, 2007; Brown, White, & Barlow, 2005; Craske & Barlow, 2008; Shear et al., 1997).

The individual may also have experienced an overwhelming urge to escape during the unexpected panic attack. This can lead to a sense that certain places or situations—particularly situations where escape might not be possible—are not “safe.” These situations become **external cues** for panic. If the person begins to avoid several places or situations, or still endures these situations but does so with a significant amount of apprehension and anxiety, then the person also has **agoraphobia** (Barlow, 2002; Craske & Barlow, 1988; Craske & Barlow, 2008). Agoraphobia can cause significant disruption to a person’s life, causing them to go out of their way to avoid situations, such as adding hours to a commute to avoid taking the train



Panic disorder is a debilitating condition that leaves sufferers with acute anxiety that persists long after a specific panic attack has subsided. When this anxiety leads to deliberate avoidance of particular places and situations a person may be given a diagnosis of agoraphobia. [Image: Nate Steiner, <https://goo.gl/dUYWdf>, Public Domain]

or only ordering take-out to avoid having to enter a grocery store. In one tragic case seen by our clinic, a woman suffering from agoraphobia had not left her apartment for 20 years and had spent the past 10 years confined to one small area of her apartment, away from the view of the outside. In some cases, agoraphobia develops in the absence of panic attacks and therefor is a separate disorder in DSM-5. But agoraphobia often accompanies panic disorder.

About 4.7% of the population has met criteria for PD or agoraphobia over their lifetime (Kessler, Chiu, Demler, Merikangas, & Walters, 2005; Kessler et al., 2006) (see Table 1). In all of these cases of panic disorder, what was once an adaptive natural alarm reaction now becomes a learned, and much feared, false alarm.

Specific Phobia

The majority of us might have certain things we fear, such as bees, or needles, or heights (Myers et al., 1984). But what if this fear is so consuming that you can't go out on a summer's day, or get vaccines needed to go on a special trip, or visit your doctor in her new office on the 26th floor? To meet criteria for a diagnosis of specific phobia, there must be an irrational fear of a specific object or situation that substantially interferes with the person's ability to function. For example, a patient at our clinic turned down a prestigious and coveted artist residency because it required spending time near a wooded area, bound to have insects. Another patient purposely left her house two hours early each morning so she could walk past her neighbor's fenced yard before they let their dog out in the morning.



Elevators can be a trigger for sufferers of claustrophobia or agoraphobia. [Image: srgpicker, CC BY-NC-SA 2.0, <https://goo.gl/Toc0ZF>]

The list of possible phobias is staggering, but four major subtypes of specific phobia are recognized: blood-injury-injection (BII) type, situational type (such as planes, elevators, or enclosed places), natural environment type for events one may encounter in nature (for example, heights, storms, and water), and animal type.

A fifth category "other" includes phobias that do not fit any of the four major subtypes (for example, fears of choking, vomiting, or contracting an illness). Most phobic reactions cause a surge of activity in the sympathetic nervous system and

increased heart rate and blood pressure, maybe even a panic attack. However, people with BII type phobias usually experience a marked *drop* in heart rate and blood pressure and may even faint. In this way, those with BII phobias almost always differ in their physiological reaction from people with other types of phobia (Barlow & Liebowitz, 1995; Craske, Antony, & Barlow, 2006; Hofmann, Alpers, & Pauli, 2009; Ost, 1992). BII phobia also runs in families more strongly than any phobic disorder we know (Antony & Barlow, 2002; Page & Martin, 1998). Specific phobia is one of the most common psychological disorders in the United States, with 12.5% of the population reporting a lifetime history of fears significant enough to be considered a “phobia” (Arrindell et al., 2003; Kessler, Berglund, et al., 2005) (see Table 1). Most people who suffer from specific phobia tend to have multiple phobias of several types (Hofmann, Lehman, & Barlow, 1997).

Social Anxiety Disorder (Social Phobia)

Many people consider themselves shy, and most people find social evaluation uncomfortable at best, or giving a speech somewhat mortifying. Yet, only a small proportion of the population fear these types of situations significantly enough to merit a diagnosis of **social anxiety disorder (SAD)** (APA, 2013). SAD is more than exaggerated shyness (Bogels et al., 2010; Schneier et al., 1996). To receive a diagnosis of SAD, the fear and anxiety associated with social situations must be so strong that the person avoids them entirely, or if avoidance is not possible, the person endures them with a great deal of distress. Further, the fear and avoidance of social situations must get in the way of the person’s daily life, or seriously limit their academic or occupational functioning. For example, a patient at our clinic compromised her perfect 4.0 grade point average because she could not complete a required oral presentation in one of her classes, causing her to fail the course. Fears of negative evaluation might make someone repeatedly turn down invitations to social events or avoid having conversations with people, leading to greater and greater isolation.

The specific social situations that trigger anxiety and fear range from one-on-one interactions, such as starting or maintaining a conversation; to performance-based situations, such as giving a speech or performing on stage; to assertiveness, such as asking someone to change disruptive or undesirable behaviors. Fear of social evaluation might even extend to such things as using public restrooms, eating in a restaurant, filling out forms in a public place, or even reading on a train. Any type of situation that could potentially draw attention to the person can become a feared social situation. For example, one patient of ours went out of her way to avoid any situation in which she might have to use a public restroom for fear that someone would hear her in the bathroom stall and think she was disgusting. If the fear is limited to performance-based situations, such as public speaking, a diagnosis of **SAD performance only**

is assigned.

What causes someone to fear social situations to such a large extent? The person may have learned growing up that social evaluation in particular can be dangerous, creating a specific psychological vulnerability to develop social anxiety (Bruch & Heimberg, 1994; Lieb et al., 2000; Rapee & Melville, 1997). For example, the person's caregivers may have harshly criticized and punished them for even the smallest mistake, maybe even punishing them physically.

Or, someone might have experienced a social trauma that had lasting effects, such as being bullied or humiliated. Interestingly, one group of researchers found that 92% of adults in their study sample with social phobia experienced severe teasing and bullying in childhood, compared with only 35% to 50% among people with other anxiety disorders (McCabe, Antony, Summerfeldt, Liss, & Swinson, 2003). Someone else might react so strongly to the anxiety provoked by a social situation that they have an unexpected panic attack. This panic attack then becomes associated (**conditioned response**) with the social

situation, causing the person to fear they will panic the next time they are in that situation. This is not considered PD, however, because the person's fear is more focused on social evaluation than having unexpected panic attacks, and the fear of having an attack is limited to social situations. As many as 12.1% of the general population suffer from social phobia at some point in their lives (Kessler, Berglund, et al., 2005), making it one of the most common anxiety disorders, second only to specific phobia (see Table 1).



Social trauma in childhood may have long-lasting effects. [Image: ihtatho, <https://goo.gl/dTzrdj>, CC BY-NC 2.0, <https://goo.gl/VnKlK8>]

Posttraumatic Stress Disorder

With stories of war, natural disasters, and physical and sexual assault dominating the news, it is clear that trauma is a reality for many people. Many individual traumas that occur every day never even make the headlines, such as a car accident, domestic abuse, or the death of a loved one. Yet, while many people face traumatic events, not everyone who faces a trauma

develops a disorder. Some, with the help of family and friends, are able to recover and continue on with their lives (Friedman, 2009). For some, however, the months and years following a trauma are filled with intrusive reminders of the event, a sense of intense fear that another traumatic event might occur, or a sense of isolation and emotional numbing. They may engage in a host of behaviors intended to protect themselves from being vulnerable or unsafe, such as constantly scanning their surroundings to look for signs of potential danger, never sitting with their back to the door, or never allowing themselves to be anywhere alone. This lasting reaction to trauma is what characterizes posttraumatic stress disorder (PTSD).

A diagnosis of PTSD begins with the traumatic event itself. An individual must have been exposed to an event that involves actual or threatened death, serious injury, or sexual violence. To receive a diagnosis of PTSD, exposure to the event must include either directly experiencing the event, witnessing the event happening to someone else, learning that the event occurred to a close relative or friend, or having repeated or extreme exposure to details of the event (such as in the case of first responders). The person subsequently re-experiences the event through both intrusive memories and nightmares. Some memories may come back so vividly that the person feels like they are experiencing the event all over again, what is known as having a flashback. The individual may avoid anything that reminds them of the trauma, including conversations, places, or even specific types of people. They may feel emotionally numb or restricted in their ability to feel, which may interfere in their interpersonal relationships. The person may not be able to remember certain aspects of what happened during the event. They may feel a sense of a foreshortened future, that they will never marry, have a family, or live a long, full life. They may be jumpy or easily startled, hypervigilant to their surroundings, and quick to anger. The prevalence of PTSD among the population as a whole is relatively low, with 6.8% having experienced PTSD at some point in their life (Kessler, Berglund, et al., 2005) (see Table 1). Combat and sexual assault are the most common precipitating traumas (Kessler, Sonnega, Bromet, Hughes, & Nelson, 1995). Whereas PTSD was previously categorized as an Anxiety Disorder, in the most recent version of the DSM (DSM-5; APA, 2013) it has been reclassified under the more specific category of Trauma- and Stressor-Related Disorders.

A person with PTSD is particularly sensitive to both internal and external cues that serve as reminders of their traumatic experience. For example, as we saw in PD, the physical sensations of arousal present during the initial trauma can become threatening in and of themselves, becoming a powerful reminder of the event. Someone might avoid watching intense or emotional movies in order to prevent the experience of emotional arousal. Avoidance of conversations, reminders, or even of the experience of emotion itself may also be an attempt to avoid triggering internal cues. External stimuli that were present during the trauma can also become strong triggers. For example, if a woman is raped by a man wearing a red t-shirt,

she may develop a strong alarm reaction to the sight of red shirts, or perhaps even more indiscriminately to anything with a similar color red. A combat veteran who experienced a strong smell of gasoline during a roadside bomb attack may have an intense alarm reaction when pumping gas back at home. Individuals with a psychological vulnerability toward viewing the world as uncontrollable and unpredictable may particularly struggle with the possibility of additional future, unpredictable traumatic events, fueling their need for hypervigilance and avoidance, and perpetuating the symptoms of PTSD.

Obsessive-Compulsive Disorder

Have you ever had a strange thought pop into your mind, such as picturing the stranger next to you naked? Or maybe you walked past a crooked picture on the wall and couldn't resist straightening it. Most people have occasional strange thoughts and may even engage in some "compulsive" behaviors, especially when they are stressed (Boyer & Liénard, 2008; Fullana et al., 2009). But for most people, these thoughts are nothing more than a passing oddity, and the behaviors are done (or not done) without a second thought. For someone with **obsessive-compulsive disorder (OCD)**, however, these thoughts and compulsive behaviors don't just come and go. Instead, strange or unusual thoughts are taken to mean something much more important and real, maybe even something dangerous or frightening. The urge to engage in some behavior, such as straightening a picture, can become so intense that it is nearly impossible *not* to carry it out, or causes significant anxiety if it can't be carried out. Further, someone with OCD might become preoccupied with the possibility that the behavior wasn't carried out to completion and feel compelled to repeat the behavior again and again, maybe several times before they are "satisfied."

To receive a diagnosis of OCD, a person must experience obsessive thoughts and/or compulsions that seem irrational or nonsensical, but that keep coming into their mind. Some examples of obsessions include doubting thoughts (such as doubting a door is locked or an appliance is turned off), thoughts of contamination (such as thinking that touching almost



People suffering from OCD may have an irrational fear of germs and "becoming contaminated". [Image: benchilada, <https://goo.gl/qemgDm>, CC BY-NC-SA 2.0, <https://goo.gl/Toc0ZF>]

anything might give you cancer), or aggressive thoughts or images that are unprovoked or nonsensical. Compulsions may be carried out in an attempt to neutralize some of these thoughts, providing temporary relief from the anxiety the obsessions cause, or they may be nonsensical in and of themselves. Either way, compulsions are distinct in that they must be repetitive or excessive, the person feels “driven” to carry out the behavior, and the person feels a great deal of distress if they can’t engage in the behavior. Some examples of compulsive behaviors are repetitive washing (often in response to contamination obsessions), repetitive checking (locks, door handles, appliances often in response to doubting obsessions), ordering and arranging things to ensure symmetry, or doing things according to a specific ritual or sequence (such as getting dressed or ready for bed in a specific order). To meet diagnostic criteria for OCD, engaging in obsessions and/or compulsions must take up a significant amount of the person’s time, at least an hour per day, and must cause significant distress or impairment in functioning. About 1.6% of the population has met criteria for OCD over the course of a lifetime (Kessler, Berglund, et al., 2005) (see Table 1). Whereas OCD was previously categorized as an Anxiety Disorder, in the most recent version of the DSM (DSM-5; APA, 2013) it has been reclassified under the more specific category of Obsessive-Compulsive and Related Disorders.

People with OCD often confuse having an intrusive thought with their potential for carrying out the thought. Whereas most people when they have a strange or frightening thought are able to let it go, a person with OCD may become “stuck” on the thought and be intensely afraid that they might somehow lose control and act on it. Or worse, they believe that having the thought is just as bad as doing it. This is called thought-action fusion. For example, one patient of ours was plagued by thoughts that she would cause harm to her young daughter. She experienced intrusive images of throwing hot coffee in her daughter’s face or pushing her face underwater when she was giving her a bath. These images were so terrifying to the patient that she would no longer allow herself any physical contact with her daughter and would leave her daughter in the care of a babysitter if her husband or another family was not available to “supervise” her. In reality, the last thing she wanted to do was harm her daughter, and she had no intention or desire to act on the aggressive thoughts and images, nor does anybody with OCD act on these thoughts, but these thoughts were so horrifying to her that she made every attempt to prevent herself from the potential of carrying them out, even if it meant not being able to hold, cradle, or cuddle her daughter. These are the types of struggles people with OCD face every day.

Treatments for Anxiety and Related Disorders

Many successful treatments for anxiety and related disorders have been developed over the years. Medications (anti-anxiety drugs and antidepressants) have been found to be beneficial

for disorders other than specific phobia, but relapse rates are high once medications are stopped (Heimberg et al., 1998; Hollon et al., 2005), and some classes of medications (minor tranquilizers or benzodiazepines) can be habit forming.



Exposure-based CBT aims to help patients recognize and change problematic thoughts and behaviors in real-life situations. A person with a fear of elevators would be encouraged to practice exposure exercises that might involve approaching or riding elevators to attempt to overcome their anxiety. [Image: Mag3737, <https://goo.gl/j9L5AQ>, CC BY-NC-SA 2.0, <https://goo.gl/Toc0ZF>]

Exposure-based cognitive behavioral therapies (CBT) are effective psychosocial treatments for anxiety disorders, and many show greater treatment effects than medication in the long term (Barlow, Allen, & Basden, 2007; Barlow, Gorman, Shear, & Woods, 2000). In CBT, patients are taught skills to help identify and change problematic thought processes, beliefs, and behaviors that tend to worsen symptoms of anxiety, and practice applying these skills to real-life situations through exposure exercises. Patients learn how the automatic “appraisals” or thoughts they have about a situation affect both how they feel and how they behave. Similarly, patients learn how engaging in certain behaviors, such as avoiding situations, tends to strengthen the belief that the situation is something to be feared. A key aspect of CBT is exposure exercises, in which the patient learns to gradually approach situations

they find fearful or distressing, in order to challenge their beliefs and learn new, less fearful associations about these situations.

Typically 50% to 80% of patients receiving drugs or CBT will show a good initial response, with the effect of CBT more durable. Newer developments in the treatment of anxiety disorders are focusing on novel interventions, such as the use of certain medications to enhance learning during CBT (Otto et al., 2010), and transdiagnostic treatments targeting core, underlying vulnerabilities (Barlow et al., 2011). As we advance our understanding of anxiety and related disorders, so too will our treatments advance, with the hopes that for the many people suffering from these disorders, anxiety can once again become something useful and adaptive, rather than something debilitating.

Outside Resources

American Psychological Association (APA)

<http://www.apa.org/topics/anxiety/index.aspx>

National Institutes of Mental Health (NIMH)

<http://www.nimh.nih.gov/health/topics/anxiety-disorders/index.shtml>

Web: Anxiety and Depression Association of America (ADAA)

<http://www.adaa.org/>

Web: Center for Anxiety and Related Disorders (CARD)

<http://www.bu.edu/card/>

Discussion Questions

1. Name and describe the three main vulnerabilities contributing to the development of anxiety and related disorders. Do you think these disorders could develop out of biological factors alone? Could these disorders develop out of learning experiences alone?
2. Many of the symptoms in anxiety and related disorders overlap with experiences most people have. What features differentiate someone with a disorder versus someone without?
3. What is an “alarm reaction?” If someone experiences an alarm reaction when they are about to give a speech in front of a room full of people, would you consider this a “true alarm” or a “false alarm?”
4. Many people are shy. What differentiates someone who is shy from someone with social anxiety disorder? Do you think shyness should be considered an anxiety disorder?
5. Is anxiety ever helpful? What about worry?

Vocabulary

Agoraphobia

A sort of anxiety disorder distinguished by feelings that a place is uncomfortable or may be unsafe because it is significantly open or crowded.

Anxiety

A mood state characterized by negative affect, muscle tension, and physical arousal in which a person apprehensively anticipates future danger or misfortune.

Biological vulnerability

A specific genetic and neurobiological factor that might predispose someone to develop anxiety disorders.

Conditioned response

A learned reaction following classical conditioning, or the process by which an event that automatically elicits a response is repeatedly paired with another neutral stimulus (conditioned stimulus), resulting in the ability of the neutral stimulus to elicit the same response on its own.

External cues

Stimuli in the outside world that serve as triggers for anxiety or as reminders of past traumatic events.

Fight or flight response

A biological reaction to alarming stressors that prepares the body to resist or escape a threat.

Flashback

Sudden, intense re-experiencing of a previous event, usually trauma-related.

Generalized anxiety disorder (GAD)

Excessive worry about everyday things that is at a level that is out of proportion to the specific causes of worry.

Internal bodily or somatic cues

Physical sensations that serve as triggers for anxiety or as reminders of past traumatic events.

Interoceptive avoidance

Avoidance of situations or activities that produce sensations of physical arousal similar to those occurring during a panic attack or intense fear response.

Obsessive-compulsive disorder (OCD)

A disorder characterized by the desire to engage in certain behaviors excessively or compulsively in hopes of reducing anxiety. Behaviors include things such as cleaning, repeatedly opening and closing doors, hoarding, and obsessing over certain thoughts.

Panic disorder (PD)

A condition marked by regular strong panic attacks, and which may include significant levels of worry about future attacks.

Posttraumatic stress disorder (PTSD)

A sense of intense fear, triggered by memories of a past traumatic event, that another traumatic event might occur. PTSD may include feelings of isolation and emotional numbing.

Psychological vulnerabilities

Influences that our early experiences have on how we view the world.

Reinforced response

Following the process of operant conditioning, the strengthening of a response following either the delivery of a desired consequence (positive reinforcement) or escape from an aversive consequence.

SAD performance only

Social anxiety disorder which is limited to certain situations that the sufferer perceives as requiring some type of performance.

Social anxiety disorder (SAD)

A condition marked by acute fear of social situations which lead to worry and diminished day to day functioning.

Specific vulnerabilities

How our experiences lead us to focus and channel our anxiety.

Thought-action fusion

The tendency to overestimate the relationship between a thought and an action, such that one mistakenly believes a “bad” thought is the equivalent of a “bad” action.

References

- APA. (2013). *Diagnostic and statistical manual of mental disorders (5th ed.)*. Washington, D.C.: American Psychiatric Association.
- Aikins, D. E., & Craske, M. G. (2001). Cognitive theories of generalized anxiety disorder. *Psychiatric Clinics of North America*, 24(1), 57-74, vi.
- Antony, M. M., & Barlow, D. H. (2002). Specific phobias. In D. H. Barlow (Ed.), *Anxiety and its disorders: The nature and treatment of anxiety and panic* (2nd ed.). New York, NY: Guilford Press.
- Arrindell, W. A., Eisemann, M., Richter, J., Oei, T. P., Caballo, V. E., van der Ende, J., . . . Cultural Clinical Psychology Study, Group. (2003). Phobic anxiety in 11 nations. Part I: Dimensional constancy of the five-factor model. *Behaviour Research and Therapy*, 41(4), 461-479.
- Barlow, D. H. (2002). *Anxiety and its disorders: The nature and treatment of anxiety and panic* (2nd ed.). New York: Guilford Press.
- Barlow, D. H., & Craske, M. G. (2007). *Mastery of your anxiety and panic* (4th ed.). New York, NY: Oxford University Press.
- Barlow, D. H., & Liebowitz, M. R. (1995). Specific and social phobias. In H. I. Kaplan & B. J. Sadock (Eds.), *Comprehensive textbook of psychiatry: VI* (pp. 1204-1217). Baltimore, MD: Williams & Wilkins.
- Barlow, D. H., Allen, L.B., & Basden, S. (2007). Psychological treatments for panic disorders, phobias, and generalized anxiety disorder. In P.E. Nathan & J.M. Gorman (Eds.), *A guide to treatments that work* (3rd ed.). New York, NY: Oxford University Press.
- Barlow, D. H., Ellard, K. K., Fairholme, C. P., Farchione, T. J., Boisseau, C. L., Allen, L. B., & Ehrenreich-May, J. (2011). *Unified Protocol for the Transdiagnostic Treatment of Emotional Disorders (Workbook)*. New York, NY: Oxford University Press.
- Barlow, D. H., Gorman, J. M., Shear, M. K., & Woods, S. W. (2000). Cognitive-behavioral therapy, imipramine, or their combination for panic disorder: A randomized controlled trial. *Journal of the American Medical Association*, 283(19), 2529-2536.
- Bogels, S. M., Alden, L., Beidel, D. C., Clark, L. A., Pine, D. S., Stein, M. B., & Voncken, M. (2010). Social anxiety disorder: questions and answers for the DSM-V. *Depression and Anxiety*, 27(2), 168-189. doi: 10.1002/da.20670
- Borkovec, T. D., & Hu, S. (1990). The effect of worry on cardiovascular response to phobic imagery. *Behaviour Research and Therapy*, 28(1), 69-73.
- Borkovec, T. D., Alcaine, O.M., & Behar, E. (2004). Avoidance theory of worry and generalized

- anxiety disorder. In R.G. Heimberg, Turk C.L. & D.S. Mennin (Eds.), *Generalized Anxiety Disorder: Advances in research and practice* (pp. 77-108). New York, NY: Guilford Press.
- Borkovec, T. D., Hazlett-Stevens, H., & Diaz, M.L. (1999). The role of positive beliefs about worry in generalized anxiety disorder and its treatment. *Clinical Psychology and Psychotherapy*, 6, 69-73.
- Boyer, P., & Liénard, P. (2008). Ritual behavior in obsessive and normal individuals: Moderating anxiety and reorganizing the flow of action. *Current Directions in Psychological Science*, 17 (4), 291-294.
- Bradley, B. P., Mogg, K., White, J., Groom, C., & de Bono, J. (1999). Attentional bias for emotional faces in generalized anxiety disorder. *British Journal of Clinical Psychology*, 38 (Pt 3), 267-278.
- Brown, T.A., White, K.S., & Barlow, D.H. (2005). A psychometric reanalysis of the Albany Panic and Phobia Questionnaire. *Behaviour Research and Therapy*, 43, 337-355.
- Bruch, M. A., & Heimberg, R. G. (1994). Differences in perceptions of parental and personal characteristics between generalized and non-generalized social phobics. *Journal of Anxiety Disorders*, 8, 155-168.
- Cannon, W.B. (1929). *Bodily changes in pain, hunger, fear and rage*. Oxford, UK: Appleton.
- Chorpita, B. F., & Barlow, D. H. (1998). The development of anxiety: the role of control in the early environment. *Psychological Bulletin*, 124(1), 3-21.
- Clark, D. M. (1996). Panic disorder: From theory to therapy. In P. Salkovskis (Ed.), *Frontiers of cognitive therapy* (pp. 318-344). New York, NY: Guilford Press.
- Clark, D. M. (1986). A cognitive approach to panic. *Behaviour Research and Therapy*, 24(4), 461-470.
- Craske, M. G., & Barlow, D. H. (1988). A review of the relationship between panic and avoidance. *Clinical Psychology Review*, 8, 667-685.
- Craske, M. G., & Barlow, D.H. (2008). *Panic disorder and agoraphobia*. New York, NY: Guilford Press.
- Craske, M. G., Antony, M. M., & Barlow, D. H. (2006). *Mastering your fears and phobias: Therapist guide*. New York, NY: Oxford University Press.
- Drabant, E. M., Ramel, W., Edge, M. D., Hyde, L. W., Kuo, J. R., Goldin, P. R., . . . Gross, J. J. (2012). Neural mechanisms underlying 5-HTTLPR-related sensitivity to acute stress. *American Journal of Psychiatry*, 169(4), 397-405. doi: 10.1176/appi.ajp.2011.10111699
- Dugas, M. J., Gagnon, F., Ladouceur, R., & Freeston, M. H. (1998). Generalized anxiety disorder: a preliminary test of a conceptual model. *Behaviour Research and Therapy*, 36(2), 215-226.
- Friedman, M. J. (2009). Phenomenology of posttraumatic stress disorder and acute stress

- disorder. In M. M. Anthony & M. B. Stein (Eds.), *Oxford Handbook of Anxiety and Related Disorders*. New York, NY: Oxford University Press.
- Fullana, M. A., Mataix-Cols, D., Caspi, A., Harrington, H., Grisham, J. R., Moffitt, T. E., & Poulton, R. (2009). Obsessions and compulsions in the community: prevalence, interference, help-seeking, developmental stability, and co-occurring psychiatric conditions. *American Journal of Psychiatry*, 166(3), 329-336. doi: 10.1176/appi.ajp.2008.08071006
- Gelernter, J., & Stein, M. B. (2009). Heritability and genetics of anxiety disorders. In M.M. Antony & M.B. Stein (Eds.), *Oxford handbook of anxiety and related disorders*. New York, NY: Oxford University Press.
- Gunnar, M. R., & Fisher, P. A. (2006). Bringing basic research on early experience and stress neurobiology to bear on preventive interventions for neglected and maltreated children. *Developmental Psychopathology*, 18(3), 651-677.
- Heimberg, R. G., Liebowitz, M. R., Hope, D. A., Schneier, F. R., Holt, C. S., Welkowitz, L. A., . . . Klein, D. F. (1998). Cognitive behavioral group therapy vs phenelzine therapy for social phobia: 12-week outcome. *Archives of General Psychiatry*, 55(12), 1133-1141.
- Hofmann, S. G., Alpers, G. W., & Pauli, P. (2009). Phenomenology of panic and phobic disorders. In M. M. Antony & M. B. Stein (Eds.), *Oxford handbook of anxiety and related disorders* (pp. 34-46). New York, NY: Oxford University Press.
- Hofmann, S. G., Lehman, C. L., & Barlow, D. H. (1997). How specific are specific phobias? *Journal of Behavior Therapy and Experimental Psychiatry*, 28(3), 233-240.
- Hollon, S. D., DeRubeis, R. J., Shelton, R. C., Amsterdam, J. D., Salomon, R. M., O'Reardon, J. P., . . . Gallop, R. (2005). Prevention of relapse following cognitive therapy vs medications in moderate to severe depression. *Archives of General Psychiatry*, 62(4), 417-422. doi: 10.1001/archpsyc.62.4.417
- Kessler, R. C., Berglund, P., Demler, O., Jin, R., Merikangas, K. R., & Walters, E. E. (2005). Lifetime prevalence and age-of-onset distributions of DSM-IV disorders in the National Comorbidity Survey Replication. *Archives of General Psychiatry*, 62(6), 593-602. doi: 10.1001/archpsyc.62.6.593
- Kessler, R. C., Chiu, W. T., Demler, O., Merikangas, K. R., & Walters, E. E. (2005). Prevalence, severity, and comorbidity of 12-month DSM-IV disorders in the National Comorbidity Survey Replication. *Archives of General Psychiatry*, 62(6), 617-627. doi: 10.1001/archpsyc.62.6.617
- Kessler, R. C., Chiu, W. T., Jin, R., Ruscio, A. M., Shear, K., & Walters, E. E. (2006). The epidemiology of panic attacks, panic disorder, and agoraphobia in the National Comorbidity Survey Replication. *Archives of General Psychiatry*, 63(4), 415-424. doi: 10.1001/archpsyc.63.4.415
- Kessler, R. C., Sonnega, A., Bromet, E., Hughes, M., & Nelson, C. B. (1995). Posttraumatic stress

- disorder in the National Comorbidity Survey. *Archives of General Psychiatry*, 52(12), 1048-1060.
- Lieb, R., Wittchen, H. U., Hofler, M., Fuetsch, M., Stein, M. B., & Merikangas, K. R. (2000). Parental psychopathology, parenting styles, and the risk of social phobia in offspring: a prospective-longitudinal community study. *Archives of General Psychiatry*, 57(9), 859-866.
- McCabe, R. E., Antony, M. M., Summerfeldt, L. J., Liss, A., & Swinson, R. P. (2003). Preliminary examination of the relationship between anxiety disorders in adults and self-reported history of teasing or bullying experiences. *Cognitive Behavior Therapy*, 32(4), 187-193. doi: 10.1080/16506070310005051
- Myers, J. K., Weissman, M. M., Tischler, C. E., Holzer, C. E., Orvaschel, H., Anthony, J. C., . . . Stoltzman, R. (1984). Six-month prevalence of psychiatric disorders in three communities. *Archives of General Psychiatry*, 41, 959-967.
- Ost, L. G. (1992). Blood and injection phobia: background and cognitive, physiological, and behavioral variables. *Journal of Abnormal Psychology*, 101(1), 68-74.
- Otto, M. W., Tolin, D. F., Simon, N. M., Pearlson, G. D., Basden, S., Meunier, S. A., . . . Pollack, M. H. (2010). Efficacy of d-cycloserine for enhancing response to cognitive-behavior therapy for panic disorder. *Biological Psychiatry*, 67(4), 365-370. doi: 10.1016/j.biopsych.2009.07.036
- Page, A. C., & Martin, N. G. (1998). Testing a genetic structure of blood-injury-injection fears. *American Journal of Medical Genetics*, 81(5), 377-384.
- Rapee, R. M., & Melville, L. F. (1997). Recall of family factors in social phobia and panic disorder: comparison of mother and offspring reports. *Depress Anxiety*, 5(1), 7-11.
- Schneier, F. R., Leibowitz, M. R., Beidel, D. C., J., Fyer, A., George, M. S., Heimberg, R. G., . . . Versiani, M. (1996). Social Phobia. In T. A. Widiger, A. J. Frances, H. A. Pincus, R. Ross, M. B. First & W. W. Davis (Eds.), *DSM-IV sourcebook* (Vol. 2, pp. 507-548). Washington, D.C.: American Psychiatric Association.
- Shear, M. K., Brown, T. A., Barlow, D. H., Money, R., Sholomskas, D. E., Woods, S. W., . . . Papp, L. A. (1997). Multicenter collaborative panic disorder severity scale. *American Journal of Psychiatry*, 154(11), 1571-1575.
- Smoller, J. W., Block, S. R., & Young, M. M. (2009). Genetics of anxiety disorders: the complex road from DSM to DNA. *Depression and Anxiety*, 26(11), 965-975. doi: 10.1002/da.20623
- Suárez, L., Bennett, S., Goldstein, C., & Barlow, D.H. (2009). Understanding anxiety disorders from a "triple vulnerabilities" framework. In M.M. Antony & M.B. Stein (Eds.), *Oxford Handbook of anxiety and related disorders* (pp. 153-172). New York, NY: Oxford University Press.
- Wells, A. (2002). GAD, metacognition, and mindfulness: An information processing analysis.

Clinical Psychology Science and Practice, 9, 95-100.

Mood Disorders

Anda Gershon & Renee Thompson

Everyone feels down or euphoric from time to time, but this is different from having a mood disorder such as major depressive disorder or bipolar disorder. Mood disorders are extended periods of depressed, euphoric, or irritable moods that in combination with other symptoms cause the person significant distress and interfere with his or her daily life, often resulting in social and occupational difficulties. In this module, we describe major mood disorders, including their symptom presentations, general prevalence rates, and how and why the rates of these disorders tend to vary by age, gender, and race. In addition, biological and environmental risk factors that have been implicated in the development and course of mood disorders, such as heritability and stressful life events, are reviewed. Finally, we provide an overview of treatments for mood disorders, covering treatments with demonstrated effectiveness, as well as new treatment options showing promise.

Learning Objectives

- Describe the diagnostic criteria for mood disorders.
- Understand age, gender, and ethnic differences in prevalence rates of mood disorders.
- Identify common risk factors for mood disorders.
- Know effective treatments of mood disorders.

The actress Brooke Shields published a memoir titled *Down Came the Rain: My Journey through Postpartum Depression* in which she described her struggles with depression following the birth of her daughter. Despite the fact that about one in 20 women experience



Perinatal depression following child birth afflicts about 5% of all mothers. An unfortunate social stigma regarding this form of depression compounds the problem for the women who suffer its effects. [Image: CC0 Public Domain]

depression after the birth of a baby (American Psychiatric Association [APA], 2013), postpartum depression—recently renamed “perinatal depression”—continues to be veiled by stigma, owing in part to a widely held expectation that motherhood should be a time of great joy. In an opinion piece in the *New York Times*, Shields revealed that entering motherhood was a profoundly overwhelming experience for her. She vividly describes experiencing a sense of “doom” and “dread” in response to her newborn baby. Because motherhood is conventionally thought of as a joyous event and not associated with sadness and hopelessness, responding to a newborn baby in this way can be shocking to the new mother as well as those close to her. It may also involve a

great deal of shame for the mother, making her reluctant to divulge her experience to others, including her doctors and family.

Feelings of shame are not unique to perinatal depression. Stigma applies to other types of depressive and bipolar disorders and contributes to people not always receiving the necessary support and treatment for these disorders. In fact, the World Health Organization ranks both major depressive disorder (MDD) and bipolar disorder (BD) among the top 10 leading causes of disability worldwide. Further, MDD and BD carry a high risk of suicide. It is estimated that 25%–50% of people diagnosed with BD will attempt suicide at least once in their lifetimes (Goodwin & Jamison, 2007).

What Are Mood Disorders?

Mood Episodes

Everyone experiences brief periods of sadness, irritability, or euphoria. This is different than having a mood disorder, such as MDD or BD, which are characterized by a constellation of symptoms that causes people significant distress or impairs their everyday functioning.

Major Depressive Episode

A major depressive episode (MDE) refers to symptoms that co-occur for at least two weeks and cause significant distress or impairment in functioning, such as interfering with work, school, or relationships. Core symptoms include feeling down or depressed or experiencing **anhedonia**—loss of interest or pleasure in things that one typically enjoys. According to the fifth edition of the *Diagnostic and Statistical Manual (DSM-5; APA, 2013)*, the criteria for an MDE require five or more of the following nine symptoms, including one or both of the first two symptoms, for most of the day, nearly every day:

1. depressed mood
2. diminished interest or pleasure in almost all activities
3. significant weight loss or gain or an increase or decrease in appetite
4. insomnia or **hypersomnia**
5. **psychomotor agitation** or **retardation**
6. fatigue or loss of energy
7. feeling worthless or excessive or inappropriate guilt
8. diminished ability to concentrate or indecisiveness
9. recurrent thoughts of death, **suicidal ideation**, or a suicide attempt

These symptoms cannot be caused by physiological effects of a substance or a general medical condition (e.g., hypothyroidism).

Manic or Hypomanic Episode

The core criterion for a manic or hypomanic episode is a distinct period of abnormally and persistently euphoric, expansive, or irritable mood and persistently increased goal-directed activity or energy. The mood disturbance must be present for one week or longer in mania (unless hospitalization is required) or four days or longer in hypomania. Concurrently, at least three of the following symptoms must be present in the context of euphoric mood (or at least four in the context of irritable mood):

1. inflated self-esteem or **grandiosity**
2. increased goal-directed activity or psychomotor agitation

3. reduced need for sleep
4. racing thoughts or flight of ideas
5. distractibility
6. increased talkativeness
7. excessive involvement in risky behaviors

Manic episodes are distinguished from hypomanic episodes by their duration and associated impairment; whereas manic episodes must last one week and are defined by a significant impairment in functioning, hypomanic episodes are shorter and not necessarily accompanied by impairment in functioning.

Mood Disorders

Unipolar Mood Disorders


Two major types of unipolar disorders described by the *DSM-5* (APA, 2013) are major depressive disorder and persistent depressive disorder (PDD; dysthymia). MDD is defined by one or more MDEs, but no history of manic or hypomanic episodes. Criteria for PDD are feeling depressed most of the day for more days than not, for at least two years. At least two of the following symptoms are also required to meet criteria for PDD:

1. poor appetite or overeating
2. insomnia or hypersomnia
3. low energy or fatigue
4. low self-esteem
5. poor concentration or difficulty making decisions
6. feelings of hopelessness

Like MDD, these symptoms need to cause significant distress or impairment and cannot be due to the effects of a substance or a general medical condition. To meet criteria for PDD, a person cannot be without symptoms for more than two months at a time. PDD has overlapping symptoms with MDD. If someone meets criteria for an MDE during a PDD episode, the person will receive diagnoses of PDD and MDD.

Bipolar Mood Disorders

Three major types of BDs are described by the *DSM-5* (APA, 2013). Bipolar I Disorder (BD I), which was previously known as manic-depression, is characterized by a single (or recurrent) manic episode. A depressive episode is not necessary but commonly present for the diagnosis of BD I. Bipolar II Disorder is characterized by single (or recurrent) hypomanic episodes and depressive episodes. Another type of BD is cyclothymic disorder, characterized by numerous and alternating periods of hypomania and depression, lasting at least two years. To qualify for cyclothymic disorder, the periods of depression cannot meet full diagnostic criteria for an MDE; the person must experience symptoms at least half the time with no more than two consecutive symptom-free months; and the symptoms must cause significant distress or impairment.



Bipolar disorders are characterized by cycles of high energy and depression. [Image: Brett Whaley, <https://goo.gl/k4HTR7>, CC BY-NC 2.0, <https://goo.gl/VnKlK8>]

It is important to note that the *DSM-5* was published in 2013, and findings based on the updated manual will be forthcoming. Consequently, the research presented below was largely based on a similar, but not identical, conceptualization of mood disorders drawn from the *DSM-IV* (APA, 2000).

How Common Are Mood Disorders? Who Develops Mood Disorders?

Depressive Disorders

In a nationally representative sample, lifetime prevalence rate for MDD is 16.6% (Kessler, Berglund, Demler, Jin, Merikangas, & Walters, 2005). This means that nearly one in five Americans will meet the criteria for MDD during their lifetime. The 12-month prevalence—the proportion of people who meet criteria for a disorder during a 12-month period—for PDD is approximately 0.5% (APA, 2013).

Although the onset of MDD can occur at any time throughout the lifespan, the average age of onset is mid-20s, with the age of onset decreasing with people born more recently (APA, 2000). Prevalence of MDD among older adults is much lower than it is for younger cohorts (Kessler, Birnbaum, Bromet, Hwang, Sampson, & Shahly, 2010). The duration of MDEs varies widely. Recovery begins within three months for 40% of people with MDD and within 12 months for 80% (APA, 2013). MDD tends to be a recurrent disorder with about 40%–50% of those who experience one MDE experiencing a second MDE (Monroe & Harkness, 2011). An earlier age of onset predicts a worse course. About 5%–10% of people who experience

an MDE will later experience a manic episode (APA, 2000), thus no longer meeting criteria for MDD but instead meeting them for BD I. Diagnoses of other disorders across the lifetime are common for people with MDD: 59% experience an anxiety disorder; 32% experience an impulse control disorder, and 24% experience a substance use disorder (Kessler, Merikangas, & Wang, 2007).

Women experience two to three times higher rates of MDD than do men (Nolen-Hoeksema & Hilt, 2009). This gender difference emerges during puberty (Conley & Rudolph, 2009). Before puberty, boys exhibit similar or higher prevalence rates of MDD than do girls (Twenge & Nolen-Hoeksema, 2002). MDD is inversely correlated with **socioeconomic status** (SES), a person's economic and social position based on income, education, and occupation. Higher prevalence rates of MDD are associated with lower SES (Lorant, Deliege, Eaton, Robert, Philippot, & Anseau, 2003), particularly for adults over 65 years old (Kessler et al., 2010). Independent of SES, results from a nationally representative sample found that European Americans had a higher prevalence rate of MDD than did African Americans and Hispanic Americans, whose rates were similar (Breslau, Aguilar-Gaxiola, Kendler, Su, Williams, & Kessler, 2006). The course of MDD for African Americans is often more severe and less often treated than it is for European Americans, however (Williams et al., 2007). Native Americans have a higher prevalence rate than do European Americans, African Americans, or Hispanic Americans (Hasin, Goodwin, Stinson & Grant, 2005). Depression is not limited to industrialized or western cultures; it is

Box 1. Specifiers

Both MDEs and manic episodes can be further described using standardized tags based on the timing of, or other symptoms that are occurring during, the mood episode, to increase diagnostic specificity and inform treatment. Psychotic features is specified when the episodes are accompanied by delusions (rigidly held beliefs that are false) or hallucinations (perceptual disturbances that are not based in reality). Seasonal pattern is specified when a mood episode occurs at the same time of the year for two consecutive years—most commonly occurring in the fall and winter. Peripartum onset is specified when a mood episode has an onset during pregnancy or within four weeks of the birth of a child. Approximately 3%–6% of women who have a child experience an MDE with peripartum onset (APA, 2013). This is less frequent and different from the baby blues or when women feel transient mood symptoms usually within 10 days of giving birth, which are experienced by most women (Nolen-Hoeksema & Hilt, 2009).

found in all countries that have been examined, although the symptom presentation as well as prevalence rates vary across cultures (Chentsova-Dutton & Tsai, 2009).

Bipolar Disorders



Adolescents experience a higher incidence of bipolar spectrum disorders than do adults. Making matters worse, those who are diagnosed with BD at a younger age seem to suffer symptoms more intensely than those with adult onset. [Image: CC0 Public Domain]

The lifetime prevalence rate of bipolar spectrum disorders in the general U.S. population is estimated at approximately 4.4%, with BD I constituting about 1% of this rate (Merikangas et al., 2007). Prevalence estimates, however, are highly dependent on the diagnostic procedures used (e.g., interviews vs. self-report) and whether or not sub-threshold forms of the disorder are included in the estimate. BD often co-occurs with other psychiatric disorders. Approximately 65% of people with BD meet diagnostic criteria for at least one additional psychiatric disorder, most commonly anxiety disorders and substance use disorders (McElroy et al., 2001). The co-occurrence of BD with other psychiatric disorders is associated with poorer illness course, including higher rates of suicidality (Leverich et al., 2003). A recent cross-

national study sample of more than 60,000 adults from 11 countries, estimated the worldwide prevalence of BD at 2.4%, with BD I constituting 0.6% of this rate (Merikangas et al., 2011). In this study, the prevalence of BD varied somewhat by country. Whereas the United States had the highest lifetime prevalence (4.4%), India had the lowest (0.1%). Variation in prevalence rates was not necessarily related to SES, as in the case of Japan, a high-income country with a very low prevalence rate of BD (0.7%).

With regard to ethnicity, data from studies not confounded by SES or inaccuracies in diagnosis are limited, but available reports suggest rates of BD among European Americans are similar to those found among African Americans (Blazer et al., 1985) and Hispanic Americans (Breslau, Kendler, Su, Gaxiola-Aguilar, & Kessler, 2005). Another large community-based study found that although prevalence rates of mood disorders were similar across ethnic groups, Hispanic Americans and African Americans with a mood disorder were more likely to remain

persistently ill than European Americans (Breslau et al., 2005). Compared with European Americans with BD, African Americans tend to be underdiagnosed for BD (and over-diagnosed for schizophrenia) (Kilbourne, Haas, Mulsant, Bauer, & Pincus, 2004; Minsky, Vega, Miskimen, Gara, & Escobar, 2003), and Hispanic Americans with BD have been shown to receive fewer psychiatric medication prescriptions and specialty treatment visits (Gonzalez et al., 2007). Misdiagnosis of BD can result in the underutilization of treatment or the utilization of inappropriate treatment, and thus profoundly impact the course of illness.


As with MDD, adolescence is known to be a significant risk period for BD; mood symptoms start by adolescence in roughly half of BD cases (Leverich et al., 2007; Perlis et al., 2004). Longitudinal studies show that those diagnosed with BD prior to adulthood experience a more pernicious course of illness relative to those with adult onset, including more episode recurrence, higher rates of suicidality, and profound social, occupational, and economic repercussions (e.g., Lewinsohn, Seeley, Buckley, & Klein, 2002). The prevalence of BD is substantially lower in older adults compared with younger adults (1% vs. 4%) (Merikangas et al., 2007).

What Are Some of the Factors Implicated in the Development and Course of Mood Disorders?

Mood disorders are complex disorders resulting from multiple factors. Causal explanations can be attempted at various levels, including biological and psychosocial levels. Below are several of the key factors that contribute to onset and course of mood disorders are highlighted.

Depressive Disorders

Research across family and twin studies has provided support that genetic factors are implicated in the development of MDD. Twin studies suggest that familial influence on MDD is mostly due to genetic effects and that individual-specific environmental effects (e.g., romantic relationships) play



Romantic relationships can affect mood as in the case of divorce or the death of a spouse. [Image: CC0 Public Domain]

an important role, too. By contrast, the contribution of shared environmental effect by siblings is negligible (Sullivan, Neale & Kendler, 2000). The mode of inheritance is not fully understood although no single genetic variation has been found to increase the risk of MDD significantly. Instead, several genetic variants and environmental factors most likely contribute to the risk for MDD (Lohoff, 2010).

One environmental stressor that has received much support in relation to MDD is stressful life events. In particular, severe stressful life events—those that have long-term consequences and involve loss of a significant relationship (e.g., divorce) or economic stability (e.g., unemployment) are strongly related to depression (Brown & Harris, 1989; Monroe et al., 2009). Stressful life events are more likely to predict the first MDE than subsequent episodes (Lewinsohn, Allen, Seeley, & Gotlib, 1999). In contrast, minor events may play a larger role in subsequent episodes than the initial episodes (Monroe & Harkness, 2005).

Depression research has not been limited to examining reactivity to stressful life events. Much research, particularly brain imaging research using functional magnetic resonance imaging (fMRI), has centered on examining neural circuitry—the interconnections that allow multiple brain regions to perceive, generate, and encode information in concert. A meta-analysis of neuroimaging studies showed that when viewing negative stimuli (e.g., picture of an angry face, picture of a car accident), compared with healthy control participants, participants with MDD have greater activation in brain regions involved in stress response and reduced activation of brain regions involved in positively motivated behaviors (Hamilton, Etkin, Furman, Lemus, Johnson, & Gotlib, 2012).

Other environmental factors related to increased risk for MDD include experiencing early adversity (e.g., childhood abuse or neglect; Widom, DuMont, & Czaja, 2007), chronic stress (e.g., poverty) and interpersonal factors. For example, marital dissatisfaction predicts increases in depressive symptoms in both men and women. On the other hand, depressive symptoms also predict increases in marital dissatisfaction (Whisman & Uebelacker, 2009). Research has found that people with MDD generate some of their interpersonal stress (Hammen, 2005). People with MDD whose relatives or spouses can be described as critical and emotionally overinvolved have higher relapse rates than do those living with people who are less critical and emotionally overinvolved (Butzlaff & Hooley, 1998).

People's attributional styles or their general ways of thinking, interpreting, and recalling information have also been examined in the etiology of MDD (Gotlib & Joormann, 2010). People with a pessimistic attributional style tend to make internal (versus external), global (versus specific), and stable (versus unstable) attributions to negative events, serving as a vulnerability to developing MDD. For example, someone who when he fails an exam thinks

that it was his fault (internal), that he is stupid (global), and that he will always do poorly (stable) has a pessimistic attribution style. Several influential theories of depression incorporate attributional styles (Abramson, Metalsky, & Alloy, 1989; Abramson Seligman, & Teasdale, 1978).

Bipolar Disorders

Although there have been important advances in research on the etiology, course, and treatment of BD, there remains a need to understand the mechanisms that contribute to episode onset and relapse. There is compelling evidence for biological causes of BD, which is known to be highly heritable (McGuffin, Rijdsdijk, Andrew, Sham, Katz, & Cardno, 2003). It may be argued that a high rate of heritability demonstrates that BD is fundamentally a biological phenomenon. However, there is much variability in the course of BD both within a person across time and across people (Johnson, 2005). The triggers that determine how and when this genetic vulnerability is expressed are not yet understood; however, there is evidence to suggest that psychosocial triggers may play an important role in BD risk (e.g., Johnson et al., 2008; Malkoff-Schwartz et al., 1998).

In addition to the genetic contribution, biological explanations of BD have also focused on brain function. Many of the studies using fMRI techniques to characterize BD have focused on the processing of emotional stimuli based on the idea that BD is fundamentally a disorder of emotion (APA, 2000). Findings show that regions of the brain thought to be involved in emotional processing and regulation are activated differently in people with BD relative to healthy controls (e.g., Altshuler et al., 2008; Hassel et al., 2008; Lennox, Jacob, Calder, Lupson, & Bullmore, 2004).

However, there is little consensus as to whether a particular brain region becomes more or less active in response to an emotional stimulus among people with BD compared with healthy controls. Mixed findings are in part due to samples consisting of participants who are at various phases of illness at the time of testing (manic, depressed, inter-episode). Sample sizes tend to be relatively small, making comparisons between subgroups difficult. Additionally, the use of a standardized stimulus (e.g., facial expression of anger) may not elicit a sufficiently strong response. Personally engaging stimuli, such as recalling a memory, may be more effective in inducing strong emotions (Isacowitz, Gershon, Allard, & Johnson, 2013).

Within the psychosocial level, research has focused on the environmental contributors to BD. A series of studies show that environmental stressors, particularly severe stressors (e.g., loss of a significant relationship), can adversely impact the course of BD. People with BD have substantially increased risk of relapse (Ellicott, Hammen, Gitlin, Brown, & Jamison, 1990) and

suffer more depressive symptoms (Johnson, Winett, Meyer, Greenhouse, & Miller, 1999) following a severe life stressor. Interestingly, positive life events can also adversely impact the course of BD. People with BD suffer more manic symptoms after life events involving attainment of a desired goal (Johnson et al., 2008). Such findings suggest that people with BD may have a hypersensitivity to rewards.

Evidence from the life stress literature has also suggested that people with mood disorders may have a circadian vulnerability that renders them sensitive to stressors that disrupt their sleep or rhythms. According to social zeitgeber theory (Ehlers, Frank, & Kupfer, 1988; Frank et al., 1994), stressors that disrupt sleep, or that disrupt the daily routines that entrain the biological clock (e.g., meal times) can trigger episode relapse. Consistent with this theory, studies have shown that life events that involve a disruption in sleep and daily routines, such as overnight travel, can increase bipolar symptoms in people with BD (Malkoff-Schwartz et al., 1998).

What Are Some of the Well-Supported Treatments for Mood Disorders?

Depressive Disorders



A number of medications are effective in treating mood disorders. Meditation, exercise, counseling and other therapies also show effectiveness for some disorders. [Image: CC0 Public Domain]

There are many treatment options available for people with MDD. First, a number of antidepressant medications are available, all of which target one or more of the neurotransmitters implicated in depression. The earliest antidepressant medications were monoamine oxidase inhibitors (MAOIs). MAOIs inhibit monoamine oxidase, an enzyme involved in deactivating dopamine, norepinephrine, and serotonin. Although effective in treating depression, MAOIs can have serious side effects. Patients taking MAOIs may develop dangerously high blood pressure if they take certain drugs (e.g., antihistamines) or eat foods containing tyramine, an amino acid commonly found in foods such as aged cheeses, wine, and soy sauce. Tricyclics, the second-oldest class of

antidepressant medications, block the reabsorption of norepinephrine, serotonin, or dopamine at synapses, resulting in their increased availability. Tricyclics are most effective for treating vegetative and somatic symptoms of depression. Like MAOIs, they have serious side effects, the most concerning of which is being cardiotoxic. Selective serotonin reuptake inhibitors (SSRIs; e.g., Fluoxetine) and serotonin and norepinephrine reuptake inhibitors (SNRIs; e.g., Duloxetine) are the most recently introduced antidepressant medications. SSRIs, the most commonly prescribed antidepressant medication, block the reabsorption of serotonin, whereas SNRIs block the reabsorption of serotonin and norepinephrine. SSRIs and SNRIs have fewer serious side effects than do MAOIs and tricyclics. In particular, they are less cardiotoxic, less lethal in overdose, and produce fewer cognitive impairments. They are not, however, without their own side effects, which include but are not limited to difficulty having orgasms, gastrointestinal issues, and insomnia. It should be noted that antidepressant medication may not work equally for all people. This approach to treatment often involves experimentation with several medications and dosages, and may be more effective when paired with physical exercise and psychotherapy.

Other biological treatments for people with depression include electroconvulsive therapy (ECT), transcranial magnetic stimulation (TMS), and deep brain stimulation. ECT involves inducing a seizure after a patient takes muscle relaxants and is under general anesthesia. ECT is a viable treatment for patients with severe depression or who show resistance to antidepressants although the mechanisms through which it works remain unknown. A common side effect is confusion and memory loss, usually short-term (Schulze-Rauschenbach, Harms, Schlaepfer, Maier, Falkai, & Wagner, 2005). Repetitive TMS is a noninvasive technique administered while a patient is awake. Brief pulsating magnetic fields are delivered to the cortex, inducing electrical activity. TMS has fewer side effects than ECT (Schulze-Rauschenbach et al., 2005), and while outcome studies are mixed, there is evidence that TMS is a promising treatment for patients with MDD who have shown resistance to other treatments (Rosa et al., 2006). Most recently, deep brain stimulation is being examined as a treatment option for patients who did not respond to more traditional treatments like those already described. Deep brain stimulation involves implanting an electrode in the brain. The electrode is connected to an implanted neurostimulator, which electrically stimulates that particular brain region. Although there is some evidence of its effectiveness (Mayberg et al., 2005), additional research is needed.

Several psychosocial treatments have received strong empirical support, meaning that independent investigations have achieved similarly positive results—a high threshold for examining treatment outcomes. These treatments include but are not limited to behavior therapy, cognitive therapy, and interpersonal therapy. Behavior therapies focus on increasing the frequency and quality of experiences that are pleasant or help the patient achieve mastery.

Cognitive therapies primarily focus on helping patients identify and change distorted automatic thoughts and assumptions (e.g., Beck, 1967). Cognitive-behavioral therapies are based on the rationale that thoughts, behaviors, and emotions affect and are affected by each other. Interpersonal Therapy for Depression focuses largely on improving interpersonal relationships by targeting problem areas, specifically unresolved grief, interpersonal role disputes, role transitions, and interpersonal deficits. Finally, there is also some support for the effectiveness of Short-Term Psychodynamic Therapy for Depression (Leichsenring, 2001). The short-term treatment focuses on a limited number of important issues, and the therapist tends to be more actively involved than in more traditional psychodynamic therapy.

Bipolar Disorders

Patients with BD are typically treated with pharmacotherapy. Antidepressants such as SSRIs and SNRIs are the primary choice of treatment for depression, whereas for BD, lithium is the first line treatment choice. This is because SSRIs and SNRIs have the potential to induce mania or hypomania in patients with BD. Lithium acts on several neurotransmitter systems in the brain through complex mechanisms, including reduction of excitatory (dopamine and glutamate) neurotransmission, and increasing of inhibitory (GABA) neurotransmission (Lenox & Hahn, 2000). Lithium has strong efficacy for the treatment of BD (Geddes, Burgess, Hawton, Jamison, & Goodwin, 2004). However, a number of side effects can make lithium treatment difficult for patients to tolerate. Side effects include impaired cognitive function (Wingo, Wingo, Harvey, & Baldessarini, 2009), as well as physical symptoms such as nausea, tremor, weight gain, and fatigue (Dunner, 2000). Some of these side effects can improve with continued use; however, medication noncompliance remains an ongoing concern in the treatment of patients with BD. Anticonvulsant medications (e.g., carbamazepine, valproate) are also commonly used to treat patients with BD, either alone or in conjunction with lithium.

There are several adjunctive treatment options for people with BD. Interpersonal and social rhythm therapy (IPSRT; Frank et al., 1994) is a psychosocial intervention focused on addressing the mechanism of action posited in social *zeitgeber* theory to predispose patients who have BD to relapse, namely sleep disruption. A growing body of literature provides support for the central role of sleep dysregulation in BD (Harvey, 2008). Consistent with this literature, IPSRT aims to increase rhythmicity of patients' lives and encourage vigilance in maintaining a stable rhythm. The therapist and patient work to develop and maintain a healthy balance of activity and stimulation such that the patient does not become overly active (e.g., by taking on too many projects) or inactive (e.g., by avoiding social contact). The efficacy of IPSRT has been demonstrated in that patients who received this treatment show reduced risk of episode recurrence and are more likely to remain well (Frank et al., 2005).

Conclusion

Everyone feels down or euphoric from time to time. For some people, these feelings can last for long periods of time and can also co-occur with other symptoms that, in combination, interfere with their everyday lives. When people experience an MDE or a manic episode, they see the world differently. During an MDE, people often feel hopeless about the future, and may even experience suicidal thoughts. During a manic episode, people often behave in ways that are risky or place them in danger. They may spend money excessively or have unprotected sex, often expressing deep shame over these decisions after the episode. MDD and BD cause significant problems for people at school, at work, and in their relationships and affect people regardless of gender, age, nationality, race, religion, or sexual orientation. If you or someone you know is suffering from a mood disorder, it is important to seek help. Effective treatments are available and continually improving. If you have an interest in mood disorders, there are many ways to contribute to their understanding, prevention, and treatment, whether by engaging in research or clinical work.

Outside Resources

Books: Recommended memoirs include *A Memoir of Madness* by William Styron (MDD); *Noonday Demon: An Atlas of Depression* by Andrew Solomon (MDD); and *An Unquiet Mind: A Memoir of Moods and Madness* by Kay Redfield (BD).

Web: Visit the **Association for Behavioral and Cognitive Therapies** to find a list of the recommended therapists and evidence-based treatments.

<http://www.abct.org>

Web: Visit the **Depression and Bipolar Support Alliance** for educational information and social support options.

<http://www.dbsalliance.org/>

Discussion Questions

1. What factors might explain the large gender difference in the prevalence rates of MDD?
2. Why might American ethnic minority groups experience more persistent BD than European Americans?
3. Why might the age of onset for MDD be decreasing over time?
4. Why might overnight travel constitute a potential risk for a person with BD?
5. What are some reasons positive life events may precede the occurrence of manic episode?

Vocabulary

Anhedonia

Loss of interest or pleasure in activities one previously found enjoyable or rewarding.

Attributional style

The tendency by which a person infers the cause or meaning of behaviors or events.

Chronic stress

Discrete or related problematic events and conditions which persist over time and result in prolonged activation of the biological and/or psychological stress response (e.g., unemployment, ongoing health difficulties, marital discord).

Early adversity

Single or multiple acute or chronic stressful events, which may be biological or psychological in nature (e.g., poverty, abuse, childhood illness or injury), occurring during childhood and resulting in a biological and/or psychological stress response.

Grandiosity

Inflated self-esteem or an exaggerated sense of self-importance and self-worth (e.g., believing one has special powers or superior abilities).

Hypersomnia

Excessive daytime sleepiness, including difficulty staying awake or napping, or prolonged sleep episodes.

Psychomotor agitation

Increased motor activity associated with restlessness, including physical actions (e.g., fidgeting, pacing, feet tapping, handwringing).

Psychomotor retardation

A slowing of physical activities in which routine activities (e.g., eating, brushing teeth) are performed in an unusually slow manner.

Social zeitgeber

Zeitgeber is German for “time giver.” Social zeitgebers are environmental cues, such as meal times and interactions with other people, that entrain biological rhythms and thus sleep-wake cycle regularity.

Socioeconomic status (SES)

A person's economic and social position based on income, education, and occupation.

Suicidal ideation

Recurring thoughts about suicide, including considering or planning for suicide, or preoccupation with suicide.

References

- Abramson, L. Y., Seligman, M. E. P., & Teasdale, J. (1978). Learned helplessness in humans: Critique and reformulation. *Journal of Abnormal Psychology, 87*, 49–74. doi: 10.1037/0021-843X.87.1.49
- Abramson, L. Y., Metalsky, G. I., & Alloy, L. B. (1989). Hopelessness depression: A theory-based subtype of depression. *Psychological Review, 96*, 358–373. doi: 10.1037/0022-3514.56.3.431
- Altshuler, L., Bookheimer, S., Townsend, J., Proenza, M. A., Sabb, F., Mintz, J., & Cohen, M. S. (2008). Regional brain changes in bipolar I depression: A functional magnetic resonance imaging study. *Bipolar Disorders, 10*, 708–717. doi: 10.1111/j.1399-5618.2008.00617.x
- American Psychiatric Association. (2013). *Diagnostic and statistical manual of mental disorders* (5th ed.). Washington, DC: Author.
- American Psychiatric Association. (2000). *Diagnostic and statistical manual of mental disorders* (4th ed., text rev.). Washington, DC: Author.
- Beck, A. T. (1967). *Depression: Clinical, experimental, and theoretical aspects*. New York, NY: Hoeber.
- Blazer, D., George, L. K., Landerman, R., Pennybacker, M., Melville, M. L., Woodbury, M., et al. (1985). Psychiatric disorders. A rural/urban comparison. *Archives of General Psychiatry, 42*, 651–656. PMID: 4015306. doi: 10.1001/archpsyc.1985.01790300013002
- Breslau, J., Aguilar-Gaxiola, S., Kendler, K. S., Su, M., Williams, D., & Kessler, R. C. (2006). Specifying race-ethnic differences in risk for psychiatric disorder in a US national sample. *Psychological Medicine, 36*, 57–68. doi: 10.1017/S0033291705006161
- Breslau, J., Kendler, K. S., Su, M., Gaxiola-Aguilar, S., & Kessler, R. C. (2005). Lifetime risk and persistence of psychiatric disorders across ethnic groups in the United States. *Psychological Medicine, 35*, 317–327. doi: 10.1017/S0033291704003514
- Brown, G. W., & Harris, T. O. (1989). *Life events and illness*. New York, NY: Guilford Press.
- Butzlaff, R. L., & Hooley, J. M. (1998). Expressed emotion and psychiatric relapse: A meta-analysis. *Archives of General Psychiatry, 55*, 547–552. doi: 10.1001/archpsyc.55.6.547
- Chentsova-Dutton, Y. E., & Tsai, J. L. (2009). Understanding depression across cultures. In I. H. Gotlib & C.L. Hammen (Eds.), *Handbook of depression* (2nd ed., pp. 363–385). New York, NY: Guilford Press.
- Conley, C. S., & Rudolph, K. D. (2009). The emerging sex difference in adolescent depression: Interacting contributions of puberty and peer stress. *Development and Psychopathology, 21*, 593–620. doi: 10.1017/S0954579409000327

- Dunner, D. L. (2000). Optimizing lithium treatment. *Journal of Clinical Psychiatry*, 61(S9), 76–81.
- Ehlers, C. L., Frank, E., & Kupfer, D. J. (1988). Social zeitgebers and biological rhythms: a unified approach to understanding the etiology of depression. *Archives of General Psychiatry*, 45, 948–952. doi: 10.1001/archpsyc.1988.01800340076012
- Ellicott, A., Hammen, C., Gitlin, M., Brown, G., & Jamison, K. (1990). Life events and the course of bipolar disorder. *American Journal of Psychiatry*, 147, 1194–1198.
- Frank, E., Kupfer, D. J., Ehlers, C. L., Monk, T., Cornes, C., Carter, S., et al. (1994). Interpersonal and social rhythm therapy for bipolar disorder: Integrating interpersonal and behavioral approaches. *Behavior Therapy*, 17, 143–149.
- Frank, E., Kupfer, D. J., Thase, M. E., Mallinger, A. G., Swartz, H. A., Fagiolini, A. M., et al. (2005). Two-year outcomes for interpersonal and social rhythm therapy in individuals with bipolar I disorder. *Archives of General Psychiatry*, 62, 996–1004. doi: 10.1001/archpsyc.62.9.996
- Geddes, J. R., Burgess, S., Hawton, K., Jamison, K., & Goodwin, G. M. (2004). Long-term lithium therapy for bipolar disorder: systematic review and meta-analysis of randomized controlled trials. *American Journal of Psychiatry*, 161, 217–222. doi: 10.1176/appi.ajp.161.2.217
- Gonzalez, J. M., Perlick, D. A., Miklowitz, D. J., Kaczynski, R., Hernandez, M., Rosenheck, R. A., et al. (2007). Factors associated with stigma among caregivers of patients with bipolar disorder in the STEP-BD study. *Psychiatric Services*, 58, 41–48. doi: 10.1176/appi.ps.58.1.41
- Goodwin, F. K., & Jamison, K. R. (2007). *Manic-depressive illness: Bipolar disorders and recurrent depression*. New York, NY: Oxford University Press.
- Gotlib, I. H., & Joormann, J. (2010). Cognition and depression: Current status and future directions. *Annual Review of Clinical Psychology*, 6, 285–312. doi: 10.1146/annurev.clinpsy.121208.131305
- Hamilton, J. P., Etkin, A., Furman, D. F., Lemus, M. G., Johnson, R. F., & Gotlib, I. H. (2012). Functional neuroimaging of major depressive disorder: A meta-analysis and new integration of baseline activation and neural response data. *American Journal of Psychiatry*, 169, 693–703.
- Hammen, C. (2005). Stress and depression. *Annual Review of Clinical Psychology*, 1, 293–319. doi: 10.1146/annurev.clinpsy.1.102803.143938
- Harvey, A. G. (2008). Sleep and Circadian Rhythms in Bipolar Disorder: Seeking synchrony, harmony and regulation. *American Journal of Psychiatry*, 165, 820–829. doi: 10.1176/appi.ajp.2008.08010098
- Hasin, D. S., Goodwin, R. D., Sintson, F. S., & Grant, B. F. (2005). Epidemiology of major depressive disorder: Results from the National Epidemiological Survey on Alcoholism and Related Conditions. *Archives of General Psychiatry*, 62, 1097–1106. doi: 10.1001/archpsyc.62.10.1097

- Hassel, S., Almeida, J. R., Kerr, N., Nau, S., Ladouceur, C. D., Fissell, K., et al. (2008). Elevated striatal and decreased dorsolateral prefrontal cortical activity in response to emotional stimuli in euthymic bipolar disorder: No associations with psychotropic medication load. *Bipolar Disorders*, 10, 916–927. doi: 10.1111/j.1399-5618.2008.00641.x
- Isaacowitz, D. M., Gershon, A., Allard, E. S., & Johnson, S. L. (2013). Emotion in aging and bipolar disorder: Similarities, differences and lessons for further research. *Emotion Review*, 5, 312–320. doi: 10.1177/1754073912472244
- Johnson, S. L. (2005). Mania and dysregulation in goal pursuit: A review. *Clinical Psychology Review*, 25, 241–262. doi: 10.1016/j.cpr.2004.11.002
- Johnson, S. L., Cueller, A. K., Ruggero, C., Winett-Perlman, C., Goodnick, P., White, R., et al. (2008). Life events as predictors of mania and depression in bipolar I disorder. *Journal of Abnormal Psychology*, 117, 268–277. doi: 10.1037/0021-843X.117.2.268
- Johnson, S. L., Winett, C. A., Meyer, B., Greenhouse, W. J., & Miller, I. (1999). Social support and the course of bipolar disorder. *Journal of Abnormal Psychology*, 108, 558–566. doi: 10.1037/0021-843X.108.4.558
- Kessler, R. C., Berglund, P., Demler, O., Jim, R., Merikangas, K. R., & Walters, E. E. (2005). Lifetime prevalence and age-of-onset distributions of DSM-IV disorders in the National Comorbidity Survey Replication. *Archives of General Psychiatry*, 62, 593–602. doi: 10.1001/archpsyc.62.6.593
- Kessler, R. C., Birnbaum, H., Bromet, E., Hwang, I., Sampson, N., & Shahly, V. (2010). Age differences in major depression: Results from the National Comorbidity Surveys Replication (NCS-R). *Psychological Medicine*, 40, 225–237. doi: 10.1017/S0033291709990213
- Kessler, R. C., Merikangas, K. R., & Wang, P. S. (2007). Prevalence, comorbidity, and service utilization for mood disorders in the United States at the beginning of the 21st century. *Annual Review of Clinical Psychology*, 3, 137–158. doi: 10.1146/annurev.clinpsy.3.022806.091444
- Kilbourne, A. M., Haas, G. L., Mulsant, B. H., Bauer, M. S., & Pincus, H. A. (2004) Concurrent psychiatric diagnoses by age and race among persons with bipolar disorder. *Psychiatric Services*, 55, 931–933. doi: 10.1176/appi.ps.55.8.931
- Leichsenring, F. (2001). Comparative effects of short-term psychodynamic psychotherapy and cognitive-behavioral therapy in depression: A meta-analytic approach. *Clinical Psychology Review*, 21, 401–419. doi: 10.1016/S0272-7358(99)00057-4
- Lennox, B. R., Jacob, R., Calder, A. J., Lupson, V., & Bullmore, E. T. (2004). Behavioural and neurocognitive responses to sad facial affect are attenuated in patients with mania. *Psychological Medicine*, 34, 795–802. doi: 10.1017/S0033291704002557
- Lenox, R. H., & Hahn C. G. (2000). Overview of the mechanism of action of lithium in the brain:

- fifty-year update. *Journal of Clinical Psychiatry*, 61 (S9), 5–15.
- Leverich, G. S., Altshuler, L. L., Frye, M. A., Suppes, T., Keck, P. E. Jr, McElroy, S. L., et al. (2003). Factors associated with suicide attempts in 648 patients with bipolar disorder in the Stanley Foundation Bipolar Network. *Journal of Clinical Psychiatry*, 64, 506–515. doi: 10.4088/JCP.v64n0503
- Leverich, G. S., Post, R. M., Keck, P. E. Jr, Altshuler, L. L., Frye, M. A., Kupka, R. W., et al. (2007). The poor prognosis of childhood-onset bipolar disorder. *Journal of Pediatrics*, 150, 485–490. PMID: 17452221. doi: 10.1016/j.jpeds.2006.10.070
- Lewinsohn, P. M., Allen, N. B., Seeley, J. R., & Gotlib, I. H. (1999). First onset versus recurrence of depression: differential processes of psychosocial risk. *Journal of Abnormal Psychology*, 108, 483–489. doi: 10.1037/0021-843X.108.3.483
- Lewinsohn, P. M., Seeley, J. R., Buckley, M. E., & Klein, D. N. (2002). Bipolar disorder in adolescence and young adulthood. *Child & Adolescent Psychiatric Clinics of North America*, 11, 461–475. doi: 10.1016/S1056-4993(02)00005-6
- Lohoff, F. W. (2010). Overview of genetics of major depressive disorder. *Current Psychiatry Reports*, 12, 539–546. doi: 10.1007/s11920-010-0150-6
- Lorant, V., Deliege, D., Eaton, W., Robert, A., Philippot, P., & Ansseau, A. (2003). Socioeconomic inequalities in depression: A meta-analysis. *American Journal of Epidemiology*, 157, 98–112. doi: 10.1093/aje/kwf182
- Malkoff-Schwartz, S., Frank, E., Anderson, B. P., Sherrill, J. T., Siegel, L., Patterson, D., et al. (1998). Stressful life events and social rhythm disruption in the onset of manic and depressive bipolar episodes: a preliminary investigation. *Archives of General Psychiatry*, 55, 702–707. doi: 10.1001/archpsyc.55.8.702
- Mayberg, H. S., Lozano, A. M., Voon, V., McNeely, H. E., Seminowicz, D., Hamani, C., Schwab, J. M., & Kennedy, S. H. (2005). Deep brain stimulation for treatment-resistant depression. *Neuron*, 45, 651–660. doi: 10.1016/j.neuron.2005.02.014
- McElroy, S. L., Altshuler, L. L., Suppes, T., Keck, P. E. Jr, Frye, M. A., Denicoff, K. D., et al. (2001). Axis I psychiatric comorbidity and its relationship to historical illness variables in 288 patients with bipolar disorder. *American Journal of Psychiatry*, 158, 420–426. doi: 10.1176/appi.ajp.158.3.420
- McGuffin, P., Rijdsdijk, F., Andrew, M., Sham, P., Katz, R., Cardno, A. (2003). The heritability of bipolar affective disorder and the genetic relationship to unipolar depression. *Archives of General Psychiatry*, 60, 497–502. doi: 10.1001/archpsyc.60.5.497
- Merikangas, K. R., Akiskal, H. S., Angst, J., Greenberg, P. E., Hirschfeld, R. M., Petukhova, M., et al. (2007). Lifetime and 12-month prevalence of bipolar spectrum disorder in the National

- Comorbidity Survey replication. *Archives of General Psychiatry*, 64, 543–552. doi: 10.1001/archpsyc.64.5.543
- Merikangas, K. R., Jin, R., He, J. P., Kessler, R. C., Lee, S., Sampson, N. A., et al. (2011). Prevalence and correlates of bipolar spectrum disorder in the world mental health survey initiative. *Archives of General Psychiatry*, 68, 241–251. doi: 10.1001/archgenpsychiatry.2011.12
- Minsky, S., Vega, W., Miskimen, T., Gara, M., & Escobar, J. (2003). Diagnostic patterns in Latino, African American, and European American psychiatric patients. *Archives of General Psychiatry*, 60, 637–644. doi: 10.1001/archpsyc.60.6.637
- Monroe, S. M., & Harkness, K. L. (2011). Recurrence in major depression: A conceptual analysis. *Psychological Review*, 118, 655–674. doi: 10.1037/a0025190
- Monroe, S. M., & Harkness, K. L. (2005). Life stress, the “Kindling” hypothesis, and the recurrence of depression: Considerations from a life stress perspective. *Psychological Review*, 112, 417–445. doi: 10.1037/0033-295X.112.2.417
- Monroe, S.M., Slavich, G.M., Georgiades, K. (2009). The social environment and life stress in depression. In Gotlib, I.H., Hammen, C.L (Eds.) *Handbook of depression* (2nd ed., pp. 340-360). New York, NY: Guilford Press.
- Nolen-Hoeksema, S., & Hilt, L. M. (2009). Gender differences in depression. In I. H. Gotlib & Hammen, C. L. (Eds.), *Handbook of depression* (2nd ed., pp. 386–404). New York, NY: Guilford Press.
- Perlis, R. H., Miyahara, S., Marangell, L. B., Wisniewski, S. R., Ostacher, M., DelBello, M. P., et al. (2004). Long-term implications of early onset in bipolar disorder: data from the first 1000 participants in the systematic treatment enhancement program for bipolar disorder (STEP-BD). *Biological Psychiatry*, 55, 875–881. PMID: 15110730. doi: 10.1016/j.psychresns.2007.10.003
- Rosa, M. A., Gattaz, W. F., Pascual-Leone, A., Fregni, F., Rosa, M. O., Rumi, D. O., ... Marcolin, M. A. (2006). Comparison of repetitive transcranial magnetic stimulation and electroconvulsive therapy in unipolar non-psychotic refractory depression: a randomized, single-blind study. *International Journal of Neuropsychopharmacology*, 9, 667–676. doi: 10.1017/S1461145706007127
- Schulze-Rauschenbach, S. C., Harms, U., Schlaepfer, T. E., Maier, W., Falkai, P., & Wagner, M. (2005). Distinctive neurocognitive effects of repetitive transcranial magnetic stimulation and electroconvulsive therapy in major depression. *British Journal of Psychiatry*, 186, 410–416. doi: 10.1192/bjp.186.5.410
- Shields, B. (2005). *Down Came the Rain: My Journey Through Postpartum Depression*. New York: Hyperion.
- Sullivan, P., Neale, M. C., & Kendler, K. S. (2000). Genetic epidemiology of major depression:

- Review and meta-analysis. *American Journal of Psychiatry*, 157, 1552–1562. doi: 10.1176/appi.ajp.157.10.1552
- Twenge, J. M., & Nolen-Hoeksema, S. (2002). Age, gender, race, SES, and birth cohort differences on the Children's Depression Inventory: A meta-analysis. *Journal of Abnormal Psychology*, 111, 578–588. doi: 10.1037/0021-843X.111.4.578
- Whisman, M. A., & Uebelacker, L. A. (2009). Prospective associations between marital discord and depressive symptoms in middle-aged and older adults. *Psychology and Aging*, 24, 184–189. doi: 10.1037/a0014759
- Widom, C. S., DuMont, K., & Czaja, S. J. (2007). A prospective investigation of major depressive disorder and comorbidity in abused and neglected children grown up. *Archives of General Psychiatry*, 64, 49–56. doi: 10.1001/archpsyc.64.1.49
- Williams, D. R., Gonzalez, H. M., Neighbors, H., Nesse, R., Abelson, J. M., Sweetman, J., & Jackson, J. S. (2007). Prevalence and distribution of major depressive disorder in African Americans, Caribbean blacks, and non-Hispanic whites: Results from the National Survey of American Life. *Archives of General Psychiatry*, 64, 305–315. doi: 10.1001/archpsyc.64.3.305
- Wingo, A. P., Wingo, T. S., Harvey, P. D., & Baldessarini, R. J. (2009). Effects of lithium on cognitive performance: a meta-analysis. *Journal of Clinical Psychiatry*, 70, 1588–1597. doi: 10.4088/JCP.08r04972

Schizophrenia Spectrum Disorders

Deanna M. Barch

Schizophrenia and the other psychotic disorders are some of the most impairing forms of psychopathology, frequently associated with a profound negative effect on the individual's educational, occupational, and social function. Sadly, these disorders often manifest right at time of the transition from adolescence to adulthood, just as young people should be evolving into independent young adults. The spectrum of psychotic disorders includes schizophrenia, schizoaffective disorder, delusional disorder, schizotypal personality disorder, schizophreniform disorder, brief psychotic disorder, as well as psychosis associated with substance use or medical conditions. In this module, we summarize the primary clinical features of these disorders, describe the known cognitive and neurobiological changes associated with schizophrenia, describe potential risk factors and/or causes for the development of schizophrenia, and describe currently available treatments for schizophrenia.

Learning Objectives

- Describe the signs and symptoms of schizophrenia and related psychotic disorders.
- Describe the most well-replicated cognitive and neurobiological changes associated with schizophrenia.
- Describe the potential risk factors for the development of schizophrenia.
- Describe the controversies associated with “clinical high risk” approaches to identifying individuals at risk for the development of schizophrenia.
- Describe the treatments that work for some of the symptoms of schizophrenia.

The phenomenology of schizophrenia and related psychotic disorders

Most of you have probably had the experience of walking down the street in a city and seeing a person you thought was acting oddly. They may have been dressed in an unusual way, perhaps disheveled or wearing an unusual collection of clothes, makeup, or jewelry that did not seem to fit any particular group or subculture. They may have been talking to themselves or yelling at someone you could not see. If you tried to speak to them, they may have been difficult to follow or understand, or they may have acted paranoid or started telling a bizarre story about the people who were plotting against them. If so, chances are that you have encountered an individual with schizophrenia or another type of psychotic disorder. If you have watched the movie *A Beautiful Mind* or *The Fisher King*, you have also seen a portrayal of someone thought to have schizophrenia. Sadly, a few of the individuals who have committed some of the recently highly publicized mass murders may have had schizophrenia, though most people who commit such crimes do not have schizophrenia. It is also likely that you have met people with schizophrenia without ever knowing it, as they may suffer in silence or stay isolated to protect themselves from the horrors they see, hear, or believe are operating in the outside world. As these examples begin to illustrate, psychotic disorders involve many different types of symptoms, including delusions, hallucinations, disorganized speech and behavior, abnormal motor behavior (including catatonia), and negative symptoms such as anhedonia/amotivation and blunted affect/reduced speech.



Under Surveillance: Abstract groups like the police or the government are commonly the focus of a schizophrenic's persecutory delusions. [Image: Thomas Hawk, <https://goo.gl/qsrqiR>, CC BY-NC 2.0, <https://goo.gl/VnKlK8>]

Delusions are false beliefs that are often fixed, hard to change even when the person is presented with conflicting information, and are often culturally influenced in their content (e.g., delusions involving Jesus in Judeo-Christian cultures, delusions involving Allah in Muslim cultures). They can be terrifying for the person, who may remain convinced that they are true even when loved ones and friends present them with clear information that they cannot be true. There are many different types or themes to delusions.

The most common delusions are persecutory and involve the belief that individuals or

groups are trying to hurt, harm, or plot against the person in some way. These can be people that the person knows (people at work, the neighbors, family members), or more abstract groups (the FBI, the CIA, aliens, etc.). Other types of delusions include grandiose delusions, where the person believes that they have some special power or ability (e.g., I am the new Buddha, I am a rock star); referential delusions, where the person believes that events or objects in the environment have special meaning for them (e.g., that song on the radio is being played *specifically* for me); or other types of delusions where the person may believe that others are controlling their thoughts and actions, their thoughts are being broadcast aloud, or that others can read their mind (or they can read other people's minds).

When you see a person on the street talking to themselves or shouting at other people, they are experiencing **hallucinations**. These are perceptual experiences that occur even when there is no stimulus in the outside world generating the experiences. They can be auditory, visual, olfactory (smell), gustatory (taste), or somatic (touch). The most common hallucinations in psychosis (at least in adults) are auditory, and can involve one or more voices talking about the person, commenting on the person's behavior, or giving them orders. The content of the hallucinations is frequently negative ("you are a loser," "that drawing is stupid," "you should go kill yourself") and can be the voice of someone the person knows or a complete stranger. Sometimes the voices sound as if they are coming from outside the person's head. Other times the voices seem to be coming from inside the person's head, but are not experienced the same as the person's inner thoughts or inner speech.

Talking to someone with schizophrenia is sometimes difficult, as their speech may be difficult to follow, either because their answers do not clearly flow from your questions, or because one sentence does not logically follow from another. This is referred to as **disorganized speech**, and it can be present even when the person is writing. **Disorganized behavior** can include odd dress, odd makeup (e.g., lipstick outlining a mouth for 1 inch), or unusual rituals (e.g., repetitive hand gestures). Abnormal motor behavior can include catatonia, which refers to a variety of behaviors that seem to reflect a reduction in responsiveness to the external environment. This can include



People who suffer from schizophrenia may see the world differently. This can include hallucinations, delusions, and disorganized thinking. [Image: Noba Project CCBYNC-SA 4.0 <https://tinyurl.com/y3k6qoz4>]

holding unusual postures for long periods of time, failing to respond to verbal or motor prompts from another person, or excessive and seemingly purposeless motor activity.

Some of the most debilitating symptoms of schizophrenia are difficult for others to see. These include what people refer to as “negative symptoms” or the absence of certain things we typically expect most people to have. For example, anhedonia or amotivation reflect a lack of apparent interest in or drive to engage in social or recreational activities. These symptoms can manifest as a great amount of time spent in physical immobility. Importantly, anhedonia and amotivation do not seem to reflect a lack of enjoyment in pleasurable activities or events (Cohen & Minor, 2010; Kring & Moran, 2008; Llerena, Strauss, & Cohen, 2012) but rather a reduced drive or ability to take the steps necessary to obtain the potentially positive outcomes (Barch & Dowd, 2010). **Flat affect** and reduced speech (**alogia**) reflect a lack of showing emotions through facial expressions, gestures, and speech intonation, as well as a reduced amount of speech and increased pause frequency and duration.

In many ways, the types of symptoms associated with psychosis are the most difficult for us to understand, as they may seem far outside the range of our normal experiences. Unlike depression or anxiety, many of us may not have had experiences that we think of as on the same continuum as psychosis. However, just like many of the other forms of **psychopathology** described in this book, the types of psychotic symptoms that characterize disorders like schizophrenia are on a continuum with “normal” mental experiences. For example, work by Jim van Os in the Netherlands has shown that a surprisingly large percentage of the general population (10%+) experience psychotic-like symptoms, though many fewer have multiple experiences and most will not continue to experience these symptoms in the long run (Verdoux & van Os, 2002). Similarly, work in a general population of adolescents and young adults in Kenya has also shown that a relatively high percentage of individuals experience one or more psychotic-like experiences (~19%) at some point in their lives (Mamah et al., 2012; Ndeti et al., 2012), though again most will not go on to develop a full-blown psychotic disorder.

Schizophrenia is the primary disorder that comes to mind when we discuss “psychotic” disorders (see Table 1 for **diagnostic criteria**), though there are a number of other disorders that share one or more features with schizophrenia. In the remainder of this module, we will use the terms “psychosis” and “schizophrenia” somewhat interchangeably, given that most of the research has focused on schizophrenia. In addition to schizophrenia (see Table 1), other psychotic disorders include schizophreniform disorder (a briefer version of schizophrenia), schizoaffective disorder (a mixture of psychosis and depression/mania symptoms), delusional disorder (the experience of only delusions), and brief psychotic disorder (psychotic symptoms that last only a few days or weeks).

Schizophrenia (Lifetime prevalence about 0.3% to 0.7% [APA, 2013])
<ul style="list-style-type: none"> • Two or more of the following for at least 1 month: hallucinations, delusions, disorganized speech, grossly disorganized or catatonic behavior, negative symptoms. • Impairment in one or more areas of function (social, occupational, educational self-care) for a significant period of time since the onset of the illness. • Continuous signs of the illness for at least 6 months (this can include prodromal or residual symptoms, which are attenuated forms of the symptoms described above).
Schizophreniform Disorder (Lifetime prevalence similar to Schizophrenia [APA, 2013])
<ul style="list-style-type: none"> • The same symptoms of schizophrenia described above that are present for at least 1 month but less than 6 months.
Schizoaffective Disorder (Lifetime prevalence about 0.3% [APA, 2013])
<ul style="list-style-type: none"> • A period of illness where the person has both the psychotic symptoms necessary to meet criteria for schizophrenia and either a major depression or manic episode. • The person experiences either delusions or hallucinations for at least 2 weeks when they are not having a depressive or manic episode. • The symptoms that meet criteria for depressive or manic episodes are present for over half of the illness duration.
Delusional Disorder (Lifetime prevalence about 0.2% [APA, 2013])
<ul style="list-style-type: none"> • The presence of at least one delusion for at least a month. • The person has never met criteria for schizophrenia. • The person's function is not impaired outside the specific impact of the delusion. • The duration of any depressive or manic episodes have been brief relative to the duration of the delusion(s).
Brief Psychotic Disorder (Lifetime prevalence unclear [APA, 2013])
<ul style="list-style-type: none"> • One or more of the following symptoms present for at least 1 day but less than 1 month: delusions, hallucinations, disorganized speech, grossly disorganized or catatonic behavior.
Attenuated Psychotic Disorder (In Section III of the [APA, 2013]-V, Lifetime presence unclear [APA, 2013])
<ul style="list-style-type: none"> • One or more of the following symptoms in an "attenuated" form: delusions, hallucinations, or disorganized speech. • The symptoms must have occurred at least once a week for the past month and must have started or gotten worse in the past year. • The symptoms must be severe enough to distress or disable the individual or to suggest to others that the person needs clinical help. • The person has never met the diagnostic criteria for a psychotic disorder, and the symptoms are not better attributed to another disorder, to substance use, or to a medical condition.

Table 1: Types of Psychotic Disorders (Simplified from the Diagnostic and Statistical Manual - 5th Edition (DSM-5) (APA, 2013)

The Cognitive Neuroscience of Schizophrenia

As described above, when we think of the core symptoms of psychotic disorders such as schizophrenia, we think of people who hear voices, see visions, and have false beliefs about reality (i.e., delusions). However, problems in cognitive function are also a critical aspect of psychotic disorders and of schizophrenia in particular. This emphasis on cognition in

schizophrenia is in part due to the growing body of research suggesting that cognitive problems in schizophrenia are a major source of disability and loss of **functional capacity** (Green, 2006; Nuechterlein et al., 2011). The cognitive deficits that are present in schizophrenia are widespread and can include problems with **episodic memory** (the ability to learn and retrieve new information or episodes in one's life), **working memory** (the ability to maintain information over a short period of time, such as 30 seconds), and other tasks that require one to "control" or regulate one's behavior (Barch & Ceaser, 2012; Bora, Yucel, & Pantelis, 2009a; Fioravanti, Carlone, Vitale, Cinti, & Clare, 2005; Forbes, Carrick, McIntosh, & Lawrie, 2009; Mesholam-Gately, Giuliano, Goff, Faraone, & Seidman, 2009). Individuals with schizophrenia also have difficulty with what is referred to as "**processing speed**" and are frequently slower than healthy individuals on almost all tasks. Importantly, these cognitive deficits are present prior to the onset of the illness (Fusar-Poli et al., 2007) and are also present, albeit in a milder form, in the first-degree relatives of people with schizophrenia (Snitz, Macdonald, & Carter, 2006). This suggests that cognitive impairments in schizophrenia reflect part of the risk for the development of psychosis, rather than being an outcome of developing psychosis. Further, people with schizophrenia who have more severe cognitive problems also tend to have more severe negative symptoms and more disorganized speech and behavior (Barch, Carter, & Cohen, 2003; Barch et al., 1999; Dominguez Mde, Viechtbauer, Simons, van Os, & Krabbendam, 2009; Ventura, Helleman, Thames, Koellner, & Nuechterlein, 2009; Ventura, Thames, Wood, Guzik, & Helleman, 2010). In addition, people with more cognitive problems have worse function in everyday life (Bowie et al., 2008; Bowie, Reichenberg, Patterson, Heaton, & Harvey, 2006; Fett et al., 2011).



Some with schizophrenia suffer from difficulty with social cognition. They may not be able to detect the meaning of facial expressions or other subtle cues that most other people rely on to navigate the social world. [Image: Ralph Buckley, <https://goo.gl/KuBzsD>, CC BY-SA 2.0, <https://goo.gl/i4GXf5>]

Some people with schizophrenia also show deficits in what is referred to as social cognition, though it is not clear whether such problems are separate from the cognitive problems described above or the result of them (Hoe, Nakagami, Green, & Brekke, 2012; Kerr & Neale, 1993; van Hooren et al., 2008). This includes problems with the recognition of emotional expressions on the faces of other individuals (Kohler, Walker, Martin, Healey, & Moberg, 2010) and problems inferring the intentions of other people (theory of mind) (Bora, Yucel, & Pantelis, 2009b).

Individuals with schizophrenia who have more problems with social cognition also tend to have more negative and disorganized symptoms (Ventura, Wood, & Helleman, 2011), as well as worse community function (Fett et al., 2011).

The advent of neuroimaging techniques such as structural and functional magnetic resonance imaging and positron emission tomography opened up the ability to try to understand the brain mechanisms of the symptoms of schizophrenia as well as the cognitive impairments found in psychosis. For example, a number of studies have suggested that delusions in psychosis may be associated with problems in “salience” detection mechanisms supported by the ventral striatum (Jensen & Kapur, 2009; Jensen et al., 2008; Kapur, 2003; Kapur, Mizrahi, & Li, 2005; Murray et al., 2008) and the anterior prefrontal cortex (Corlett et al., 2006; Corlett, Honey, & Fletcher, 2007; Corlett, Murray, et al., 2007a, 2007b). These are regions of the brain that normally increase their activity when something important (aka “salient”) happens in the environment. If these brain regions misfire, it may lead individuals with psychosis to mistakenly attribute importance to irrelevant or unconnected events. Further, there is good evidence that problems in working memory and cognitive control in schizophrenia are related to problems in the function of a region of the brain called the dorsolateral prefrontal cortex (DLPFC) (Minzenberg, Laird, Thelen, Carter, & Glahn, 2009; Ragland et al., 2009). These problems include changes in how the DLPFC works when people are doing working-memory or cognitive-control tasks, and problems with how this brain region is connected to other brain regions important for working memory and cognitive control, including the posterior parietal cortex (e.g., Karlsgodt et al., 2008; J. J. Kim et al., 2003; Schlosser et al., 2003), the anterior cingulate (Repovs & Barch, 2012), and temporal cortex (e.g., Fletcher et al., 1995; Meyer-Lindenberg et al., 2001). In terms of understanding episodic memory problems in schizophrenia, many researchers have focused on medial temporal lobe deficits, with a specific focus on the hippocampus (e.g., Heckers & Konradi, 2010). This is because there is much data from humans and animals showing that the hippocampus is important for the creation of new memories (Squire, 1992). However, it has become increasingly clear that problems with the DLPFC also make important contributions to episodic memory deficits in schizophrenia (Ragland et al., 2009), probably because this part of the brain is important for controlling our use of memory.

In addition to problems with regions such as the DLPFC and medial temporal lobes in schizophrenia described above, magnitude resonance neuroimaging studies have also identified changes in cellular architecture, white matter connectivity, and gray matter volume in a variety of regions that include the prefrontal and temporal cortices (Bora et al., 2011). People with schizophrenia also show reduced overall brain volume, and reductions in brain volume as people get older may be larger in those with schizophrenia than in healthy people (Olabi et al., 2011). Taking antipsychotic medications or taking drugs such as marijuana,

alcohol, and tobacco may cause some of these structural changes. However, these structural changes are not completely explained by medications or substance use alone. Further, both functional and structural brain changes are seen, again to a milder degree, in the first-degree relatives of people with schizophrenia (Boos, Aleman, Cahn, Pol, & Kahn, 2007; Brans et al., 2008; Fusar-Poli et al., 2007; MacDonald, Thermenos, Barch, & Seidman, 2009). This again suggests that that neural changes associated with schizophrenia are related to a genetic risk for this illness.

Risk Factors for Developing Schizophrenia

It is clear that there are important genetic contributions to the likelihood that someone will develop schizophrenia, with consistent evidence from family, twin, and adoption studies. (Sullivan, Kendler, & Neale, 2003). However, there is no “schizophrenia gene” and it is likely that the genetic risk for schizophrenia reflects the summation of many different genes that each contribute something to the likelihood of developing psychosis (Gottesman & Shields, 1967; Owen, Craddock, & O'Donovan, 2010). Further, schizophrenia is a very heterogeneous disorder, which means that two different people with “schizophrenia” may each have very different symptoms (e.g., one has hallucinations and delusions, the other has disorganized

speech and negative symptoms). This makes it even more challenging to identify specific genes associated with risk for psychosis. Importantly, many studies also now suggest that at least some of the genes potentially associated with schizophrenia are also associated with other mental health conditions, including bipolar disorder, depression, and autism (Gejman, Sanders, & Kendler, 2011; Y. Kim, Zerwas, Trace, & Sullivan, 2011; Owen et al., 2010; Rutter, Kim-Cohen, & Maughan, 2006).

There are also a number of environmental factors that are associated with an increased risk of developing schizophrenia. For example, problems during pregnancy such as increased stress, infection, malnutrition, and/or diabetes have been associated with increased risk of schizophrenia.



There are a number of genetic and environmental risk factors associated with higher likelihood of developing schizophrenia including older fathers, complications during pregnancy/delivery, family history of schizophrenia, and growing up in an urban environment. [Image: CC0 Public Domain]

In addition, complications that occur at the time of birth and which cause hypoxia (lack of oxygen) are also associated with an increased risk for developing schizophrenia (M. Cannon, Jones, & Murray, 2002; Miller et al., 2011). Children born to older fathers are also at a somewhat increased risk of developing schizophrenia. Further, using cannabis increases risk for developing psychosis, especially if you have other risk factors (Casadio, Fernandes, Murray, & Di Forti, 2011; Luzi, Morrison, Powell, di Forti, & Murray, 2008). The likelihood of developing schizophrenia is also higher for kids who grow up in urban settings (March et al., 2008) and for some minority ethnic groups (Bourque, van der Ven, & Malla, 2011). Both of these factors may reflect higher social and environmental stress in these settings. Unfortunately, none of these risk factors is specific enough to be particularly useful in a clinical setting, and most people with these “risk” factors do not develop schizophrenia. However, together they are beginning to give us clues as the neurodevelopmental factors that may lead someone to be at an increased risk for developing this disease.

An important research area on risk for psychosis has been work with individuals who may be at “clinical high risk.” These are individuals who are showing attenuated (milder) symptoms of psychosis that have developed recently and who are experiencing some distress or disability associated with these symptoms. When people with these types of symptoms are followed over time, about 35% of them develop a psychotic disorder (T. D. Cannon et al., 2008), most frequently schizophrenia (Fusar-Poli, McGuire, & Borgwardt, 2012). In order to identify these individuals, a new category of diagnosis, called “Attenuated Psychotic Syndrome,” was added to Section III (the section for disorders in need of further study) of the DSM-5 (see Table 1 for symptoms) (APA, 2013). However, adding this diagnostic category to the DSM-5 created a good deal of controversy (Batstra & Frances, 2012; Fusar-Poli & Yung, 2012). Many scientists and clinicians have been worried that including “risk” states in the DSM-5 would create mental disorders where none exist, that these individuals are often already seeking treatment for other problems, and that it is not clear that we have good treatments to stop these individuals from developing to psychosis. However, the counterarguments have been that there is evidence that individuals with high-risk symptoms develop psychosis at a much higher rate than individuals with other types of psychiatric symptoms, and that the inclusion of Attenuated Psychotic Syndrome in Section III will spur important research that might have clinical benefits. Further, there is some evidence that non-invasive treatments such as omega-3 fatty acids and intensive family intervention may help reduce the development of full-blown psychosis (Preti & Cella, 2010) in people who have high-risk symptoms.

Treatment of Schizophrenia

The currently available treatments for schizophrenia leave much to be desired, and the search

for more effective treatments for both the psychotic symptoms of schizophrenia (e.g., hallucinations and delusions) as well as cognitive deficits and negative symptoms is a highly active area of research. The first line of treatment for schizophrenia and other psychotic disorders is the use of antipsychotic medications. There are two primary types of antipsychotic medications, referred to as “typical” and “atypical.” The fact that “typical” antipsychotics helped some symptoms of schizophrenia was discovered serendipitously more than 60 years ago (Carpenter & Davis, 2012; Lopez-Munoz et al., 2005). These are drugs that all share a common feature of being a strong block of the D2 type dopamine receptor. Although these drugs can help reduce hallucinations, delusions, and disorganized speech, they do little to improve cognitive deficits or negative symptoms and can be associated with distressing motor side effects. The newer generation of antipsychotics is referred to as “atypical” antipsychotics. These drugs have more mixed mechanisms of action in terms of the receptor types that they influence, though most of them also influence D2 receptors. These newer antipsychotics are not necessarily more helpful for schizophrenia but have fewer motor side effects. However, many of the atypical antipsychotics are associated with side effects referred to as the “metabolic syndrome,” which includes weight gain and increased risk for cardiovascular illness, Type-2 diabetes, and mortality (Lieberman et al., 2005).

The evidence that cognitive deficits also contribute to functional impairment in schizophrenia has led to an increased search for treatments that might enhance cognitive function in schizophrenia. Unfortunately, as of yet, there are no pharmacological treatments that work consistently to improve cognition in schizophrenia, though many new types of drugs are currently under exploration. However, there is a type of psychological intervention, referred to as cognitive remediation, which has shown some evidence of helping cognition and function in schizophrenia. In particular, a version of this treatment called Cognitive Enhancement Therapy (CET) has been shown to improve cognition, functional outcome, social cognition, and to protect against gray matter loss (Eack et al., 2009; Eack, Greenwald, Hogarty, & Keshavan, 2010; Eack et al., 2010; Eack, Pogue-Geile, Greenwald, Hogarty, & Keshavan, 2010; Hogarty, Greenwald, & Eack, 2006) in young individuals with schizophrenia. The development of new treatments such as Cognitive Enhancement Therapy provides some hope that we will be able to develop new and better approaches to improving the lives of individuals with this serious mental health condition and potentially even prevent it some day.

Outside Resources

Book: *Ben Behind His Voices: One family's journal from the chaos of schizophrenia to hope* (2011). Randy Kaye. Rowman and Littlefield.

Book: *Conquering Schizophrenia: A father, his son, and a medical breakthrough* (1997). Peter Wyden. Knopf.

Book: *Henry's Demons: Living with schizophrenia, a father and son's story* (2011). Henry and Patrick Cockburn. Scribner Macmillan.

Book: *My Mother's Keeper: A daughter's memoir of growing up in the shadow of schizophrenia* (1997). Tara Elgin Holley. William Morrow Co.

Book: *Recovered, Not Cured: A journey through schizophrenia* (2005). Richard McLean. Allen and Unwin.

Book: *The Center Cannot Hold: My journey through madness* (2008). Elyn R. Saks. Hyperion.

Book: *The Quiet Room: A journal out of the torment of madness* (1996). Lori Schiller. Grand Central Publishing.

Book: *Welcome Silence: My triumph over schizophrenia* (2003). Carol North. CSS Publishing.

Web: National Alliance for the Mentally Ill. This is an excellent site for learning more about advocacy for individuals with major mental illnesses such as schizophrenia.

<http://www.nami.org/>

Web: National Institute of Mental Health. This website has information on NIMH-funded schizophrenia research.

<http://www.nimh.nih.gov/health/topics/schizophrenia/index.shtml>

Web: Schizophrenia Research Forum. This is an excellent website that contains a broad array of information about current research on schizophrenia.

<http://www.schizophreniaforum.org/>

Discussion Questions

1. Describe the major differences between the major psychotic disorders.
2. How would one be able to tell when an individual is “delusional” versus having non-delusional beliefs that differ from the societal normal? How should cultural and sub-cultural variation be taken into account when assessing psychotic symptoms?
3. Why are cognitive impairments important to understanding schizophrenia?
4. Why has the inclusion of a new diagnosis (Attenuated Psychotic Syndrome) in Section III of the DSM-5 created controversy?
5. What are some of the factors associated with increased risk for developing schizophrenia? If we know whether or not someone has these risk factors, how well can we tell whether they will develop schizophrenia?
6. What brain changes are most consistent in schizophrenia?
7. Do antipsychotic medications work well for all symptoms of schizophrenia? If not, which symptoms respond better to antipsychotic medications?
8. Are there any treatments besides antipsychotic medications that help any of the symptoms of schizophrenia? If so, what are they?

Vocabulary

Alogia

A reduction in the amount of speech and/or increased pausing before the initiation of speech.

Anhedonia/amotivation

A reduction in the drive or ability to take the steps or engage in actions necessary to obtain the potentially positive outcome.

Catatonia

Behaviors that seem to reflect a reduction in responsiveness to the external environment. This can include holding unusual postures for long periods of time, failing to respond to verbal or motor prompts from another person, or excessive and seemingly purposeless motor activity.

Delusions

False beliefs that are often fixed, hard to change even in the presence of conflicting information, and often culturally influenced in their content.

Diagnostic criteria

The specific criteria used to determine whether an individual has a specific type of psychiatric disorder. Commonly used diagnostic criteria are included in the Diagnostic and Statistical Manual of Mental Disorder, 5th Edition (DSM-5) and the International Classification of Disorders, Version 9 (ICD-9).

Disorganized behavior

Behavior or dress that is outside the norm for almost all subcultures. This would include odd dress, odd makeup (e.g., lipstick outlining a mouth for 1 inch), or unusual rituals (e.g., repetitive hand gestures).

Disorganized speech

Speech that is difficult to follow, either because answers do not clearly follow questions or because one sentence does not logically follow from another.

Dopamine

A neurotransmitter in the brain that is thought to play an important role in regulating the function of other neurotransmitters.

Episodic memory

The ability to learn and retrieve new information or episodes in one's life.

Flat affect

A reduction in the display of emotions through facial expressions, gestures, and speech intonation.

Functional capacity

The ability to engage in self-care (cook, clean, bathe), work, attend school, and/or engage in social relationships.

Hallucinations

Perceptual experiences that occur even when there is no stimulus in the outside world generating the experiences. They can be auditory, visual, olfactory (smell), gustatory (taste), or somatic (touch).

Magnetic resonance imaging

A set of techniques that uses strong magnets to measure either the structure of the brain (e.g., gray matter and white matter) or how the brain functions when a person performs cognitive tasks (e.g., working memory or episodic memory) or other types of tasks.

Neurodevelopmental

Processes that influence how the brain develops either in utero or as the child is growing up.

Positron emission tomography

A technique that uses radio-labelled ligands to measure the distribution of different neurotransmitter receptors in the brain or to measure how much of a certain type of neurotransmitter is released when a person is given a specific type of drug or does a particularly cognitive task.

Processing speed

The speed with which an individual can perceive auditory or visual information and respond to it.

Psychopathology

Illnesses or disorders that involve psychological or psychiatric symptoms.

Working memory

The ability to maintain information over a short period of time, such as 30 seconds or less.

References

- APA. (2013). *Diagnostic and statistical manual of mental disorders, Fifth Edition* (5th ed.). Washington, DC: American Psychiatric Association.
- Barch, D. M., & Ceaser, A. E. (2012). Cognition in schizophrenia: Core psychological and neural mechanisms. *Trends in Cognitive Science*, 16, 27–34.
- Barch, D. M., & Dowd, E. C. (2010). Goal representations and motivational drive in schizophrenia: The role of prefrontal-striatal interactions. *Schizophrenia Bulletin*, 36(5), 919–934. doi: sbq068 [pii] 10.1093/schbul/sbq068
- Barch, D. M., Carter, C. S., & Cohen, J. D. (2003). Context processing deficit in schizophrenia: Diagnostic specificity, 4-week course, and relationships to clinical symptoms. *Journal of Abnormal Psychology*, 112, 132–143.
- Barch, D. M., Carter, C. S., Macdonald, A., Sabb, F. W., Noll, D. C., & Cohen, J. D. (1999). Prefrontal cortex and context processing in medication-naïve first-episode patients with schizophrenia. *Schizophrenia Research*, 36(1–3), 217–218.
- Batstra, L., & Frances, A. (2012). Diagnostic inflation: Causes and a suggested cure. *The Journal of Nervous and Mental Disease*, 200(6), 474–479. doi: 10.1097/NMD.0b013e318257c4a2
- Boos, H. B., Aleman, A., Cahn, W., Pol, H. H., & Kahn, R. S. (2007). Brain volumes in relatives of patients with schizophrenia: A meta-analysis. *Archives of General Psychiatry*, 64(3), 297–304.
- Bora, E., Fornito, A., Radua, J., Walterfang, M., Seal, M., Wood, S. J., . . . Pantelis, C. (2011). Neuroanatomical abnormalities in schizophrenia: A multimodal voxelwise meta-analysis and meta-regression analysis. *Schizophrenia Research*, 127(1–3), 46–57. doi: 10.1016/j.schres.2010.12.020
- Bora, E., Yucel, M., & Pantelis, C. (2009a). Cognitive functioning in schizophrenia, schizoaffective disorder and affective psychoses: Meta-analytic study. *The British Journal of Psychiatry: The Journal of Mental Science*, 195(6), 475–482. doi: 10.1192/bjp.bp.108.055731
- Bora, E., Yucel, M., & Pantelis, C. (2009b). Theory of mind impairment in schizophrenia: Meta-analysis. *Schizophrenia Research*, 109(1–3), 1–9. doi: 10.1016/j.schres.2008.12.020
- Bourque, F., van der Ven, E., & Malla, A. (2011). A meta-analysis of the risk for psychotic disorders among first- and second-generation immigrants. *Psychological Medicine*, 41(5), 897–910. doi: 10.1017/S0033291710001406
- Bowie, C. R., Leung, W. W., Reichenberg, A., McClure, M. M., Patterson, T. L., Heaton, R. K., & Harvey, P. D. (2008). Predicting schizophrenia patients' real-world behavior with specific neuropsychological and functional capacity measures. *Biological Psychiatry*, 63(5), 505–511. doi: 10.1016/j.biopsych.2007.05.022

- Bowie, C. R., Reichenberg, A., Patterson, T. L., Heaton, R. K., & Harvey, P. D. (2006). Determinants of real-world functional performance in schizophrenia subjects: Correlations with cognition, functional capacity, and symptoms. *The American Journal of Psychiatry*, 163(3), 418–425. doi: 10.1176/appi.ajp.163.3.418
- Brans, R. G., van Haren, N. E., van Baal, G. C., Schnack, H. G., Kahn, R. S., & Hulshoff Pol, H. E. (2008). Heritability of changes in brain volume over time in twin pairs discordant for schizophrenia. *Archives of General Psychiatry*, 65(11), 1259–1268. doi: 10.1001/archpsyc.65.11.1259
- Cannon, M., Jones, P. B., & Murray, R. M. (2002). Obstetric complications and schizophrenia: Historical and meta-analytic review. *The American Journal of Psychiatry*, 159(7), 1080–1092.
- Cannon, T. D., Cadenhead, K., Cornblatt, B., Woods, S. W., Addington, J., Walker, E., . . . Heinssen, R. (2008). Prediction of psychosis in youth at high clinical risk: A multisite longitudinal study in North America. *Archives of General Psychiatry*, 65(1), 28–37.
- Carpenter, W. T., Jr., & Davis, J. M. (2012). Another view of the history of antipsychotic drug discovery and development. *Molecular Psychiatry*, 17(12), 1168–1173. doi: 10.1038/mp.2012.121
- Casadio, P., Fernandes, C., Murray, R. M., & Di Forti, M. (2011). Cannabis use in young people: The risk for schizophrenia. *Neuroscience & Biobehavioral Reviews*. doi: S0149-7634(11)00073-X [pii] 10.1016/j.neubiorev.2011.04.007
- Cohen, A. S., & Minor, K. S. (2010). Emotional experience in patients with schizophrenia revisited: Meta-analysis of laboratory studies. *Schizophrenia Bulletin*, 36(1), 143–150. doi: 10.1093/schbul/sbn061
- Corlett, P. R., Honey, G. D., & Fletcher, P. C. (2007). From prediction error to psychosis: Ketamine as a pharmacological model of delusions. *Journal of Psychopharmacology*, 21(3), 238–252. doi: 21/3/238 [pii] 10.1177/0269881107077716
- Corlett, P. R., Honey, G. D., Aitken, M. R., Dickinson, A., Shanks, D. R., Absalom, A. R., . . . Fletcher, P. C. (2006). Frontal responses during learning predict vulnerability to the psychotogenic effects of ketamine: Linking cognition, brain activity, and psychosis. *Archives of General Psychiatry*, 63(6), 611–621. doi: 63/6/611 [pii] 10.1001/archpsyc.63.6.611
- Corlett, P. R., Murray, G. K., Honey, G. D., Aitken, M. R., Shanks, D. R., Robbins, T. W., . . . Fletcher, P. C. (2007a). Disrupted prediction-error signal in psychosis: Evidence for an associative account of delusions. *Brain: A Journal of Neurology*, 130(Pt 9), 2387–2400. doi: 10.1093/brain/awm173
- Corlett, P. R., Murray, G. K., Honey, G. D., Aitken, M. R., Shanks, D. R., Robbins, T. W., . . . Fletcher, P. C. (2007b). Disrupted prediction-error signal in psychosis: Evidence for an associative

- account of delusions. *Brain*, 130(Pt 9), 2387–2400. doi: awm173 [pii] 10.1093/brain/awm173
- Dominguez Mde, G., Viechtbauer, W., Simons, C. J., van Os, J., & Krabbendam, L. (2009). Are psychotic psychopathology and neurocognition orthogonal? A systematic review of their associations. *Psychological Bulletin*, 135(1), 157–171. doi: 10.1037/a0014415
- Eack, S. M., Greenwald, D. P., Hogarty, S. S., & Keshavan, M. S. (2010). One-year durability of the effects of cognitive enhancement therapy on functional outcome in early schizophrenia. *Schizophrenia Research*, 120(1–3), 210–216. doi: S0920-9964(10)01222-3 [pii] 10.1016/j.schres.2010.03.042
- Eack, S. M., Greenwald, D. P., Hogarty, S. S., Cooley, S. J., DiBarry, A. L., Montrose, D. M., & Keshavan, M. S. (2009). Cognitive enhancement therapy for early-course schizophrenia: effects of a two-year randomized controlled trial. *Psychiatr Serv*, 60(11), 1468–1476. doi: 60/11/1468 [pii] 10.1176/appi.ps.60.11.1468
- Eack, S. M., Hogarty, G. E., Cho, R. Y., Prasad, K. M., Greenwald, D. P., Hogarty, S. S., & Keshavan, M. S. (2010). Neuroprotective effects of cognitive enhancement therapy against gray matter loss in early schizophrenia: Results from a 2-year randomized controlled trial. *Archives of General Psychiatry*, 67(7), 674–682. doi: 2010.63 [pii] 10.1001/archgenpsychiatry.2010.63
- Eack, S. M., Pogue-Geile, M. F., Greenwald, D. P., Hogarty, S. S., & Keshavan, M. S. (2010). Mechanisms of functional improvement in a 2-year trial of cognitive enhancement therapy for early schizophrenia. *Psychological Medicine*, 1–9. doi: S0033291710001765 [pii] 10.1017/S0033291710001765
- Fett, A. K., Viechtbauer, W., Dominguez, M. D., Penn, D. L., van Os, J., & Krabbendam, L. (2011). The relationship between neurocognition and social cognition with functional outcomes in schizophrenia: A meta-analysis. *Neuroscience and Biobehavioral Reviews*, 35(3), 573–588. doi: 10.1016/j.neubiorev.2010.07.001
- Fioravanti, M., Carlone, O., Vitale, B., Cinti, M. E., & Clare, L. (2005). A meta-analysis of cognitive deficits in adults with a diagnosis of schizophrenia. *Neuropsychology Review*, 15(2), 73–95. doi: 10.1007/s11065-005-6254-9
- Fletcher, P. C., Frith, C. D., Grasby, P. M., Shallice, T., Frackowiak, R. S. J., & Dolan, R. J. (1995). Brain systems for encoding and retrieval of auditory-verbal memory: An in vivo study in humans. *Brain*, 118, 401–416.
- Forbes, N. F., Carrick, L. A., McIntosh, A. M., & Lawrie, S. M. (2009). Working memory in schizophrenia: A meta-analysis. *Psychological Medicine*, 39(6), 889–905. doi: 10.1017/S0033291708004558
- Fusar-Poli, P., & Yung, A. R. (2012). Should attenuated psychosis syndrome be included in DSM-5? *Lancet*, 379(9816), 591–592. doi: 10.1016/S0140-6736(11)61507-9

- Fusar-Poli, P., McGuire, P., & Borgwardt, S. (2012). Mapping prodromal psychosis: A critical review of neuroimaging studies. *European Psychiatry: The Journal of the Association of European Psychiatrists*, 27(3), 181–191. doi: 10.1016/j.eurpsy.2011.06.006
- Fusar-Poli, P., Perez, J., Broome, M., Borgwardt, S., Placentino, A., Caverzasi, E., . . . McGuire, P. (2007). Neurofunctional correlates of vulnerability to psychosis: A systematic review and meta-analysis. *Neuroscience and Biobehavioral Reviews*, 31(4), 465–484.
- Gejman, P. V., Sanders, A. R., & Kendler, K. S. (2011). Genetics of schizophrenia: New findings and challenges. *Annual Review of Genomics and Human Genetics*. doi: 10.1146/annurev-genom-082410-101459
- Gottesman, I. I., & Shields, J. (1967). A polygenic theory of schizophrenia. *Proceedings of the National Academy of Sciences of the United States of America*, 58(1), 199–205.
- Green, M. F. (2006). Cognitive impairment and functional outcome in schizophrenia and bipolar disorder. *The Journal of Clinical Psychiatry*, 67 Suppl 9, 3–8; discussion 36–42.
- Heckers, S., & Konradi, C. (2010). Hippocampal pathology in schizophrenia. *Current Topics in Behavioral Neurosciences*, 4, 529–553.
- Hoe, M., Nakagami, E., Green, M. F., & Brekke, J. S. (2012). The causal relationships between neurocognition, social cognition, and functional outcome over time in schizophrenia: A latent difference score approach. *Psychological Medicine*, 1–13. doi: 10.1017/S0033291712000578
- Hogarty, G. E., Greenwald, D. P., & Eack, S. M. (2006). Durability and mechanism of effects of cognitive enhancement therapy. *Psychiatric Services*, 57(12), 1751–1757. doi: 10.1176/appi.ps.57.12.1751 [pii]
- Jensen, J., & Kapur, S. (2009). Salience and psychosis: Moving from theory to practise. *Psychological Medicine*, 39(2), 197–198. doi: 10.1017/S0033291708003899
- Jensen, J., Willeit, M., Zipursky, R. B., Savina, I., Smith, A. J., Menon, M., . . . Kapur, S. (2008). The formation of abnormal associations in schizophrenia: Neural and behavioral evidence. *Neuropsychopharmacology: Official Publication of the American College of Neuropsychopharmacology*, 33(3), 473–479. doi: 10.1038/sj.npp.1301437
- Kapur, S. (2003). Psychosis as a state of aberrant salience: A framework linking biology, phenomenology, and pharmacology in schizophrenia. *American Journal of Psychiatry*, 160(1), 13–23.
- Kapur, S., Mizrahi, R., & Li, M. (2005). From dopamine to salience to psychosis—linking biology, pharmacology and phenomenology of psychosis. *Schizophrenia Research*, 79(1), 59–68. doi: 10.1016/j.schres.2005.01.003
- Karlsgodt, K. H., van Erp, T. G., Poldrack, R. A., Bearden, C. E., Nuechterlein, K. H., & Cannon,

- T. D. (2008). Diffusion tensor imaging of the superior longitudinal fasciculus and working memory in recent-onset schizophrenia. *Biological Psychiatry*, 63(5), 512–518.
- Kerr, S. L., & Neale, J. M. (1993). Emotion perception in schizophrenia: Specific deficit or further evidence of generalized poor performance? *Journal of Abnormal Psychology*, 102(2), 312–318.
- Kim, J. J., Kwon, J. S., Park, H. J., Youn, T., Kang, D. H., Kim, M. S., . . . Lee, M. C. (2003). Functional disconnection between the prefrontal and parietal cortices during working memory processing in schizophrenia: A [15O]H₂O PET study. *American Journal of Psychiatry*, 160, 919–923.
- Kim, Y., Zerwas, S., Trace, S. E., & Sullivan, P. F. (2011). Schizophrenia genetics: Where next? *Schizophrenia Bulletin*, 37(3), 456–463. doi: sbr031 [pii] 10.1093/schbul/sbr031
- Kohler, C. G., Walker, J. B., Martin, E. A., Healey, K. M., & Moberg, P. J. (2010). Facial emotion perception in schizophrenia: A meta-analytic review. *Schizophrenia Bulletin*, 36(5), 1009–1019. doi: 10.1093/schbul/sbn192
- Kring, A. M., & Moran, E. K. (2008). Emotional response deficits in schizophrenia: Insights from affective science. *Schizophrenia Bulletin*, 34(5), 819–834.
- Lieberman, J. A., Stroup, T. S., McEvoy, J. P., Swartz, M. S., Rosenheck, R. A., Perkins, D. O., . . . Hsiao, J. K. (2005). Effectiveness of antipsychotic drugs in patients with chronic schizophrenia. *The New England Journal of Medicine*, 353(12), 1209–1223. doi: 10.1056/NEJMoa051688
- Llerena, K., Strauss, G. P., & Cohen, A. S. (2012). Looking at the other side of the coin: A meta-analysis of self-reported emotional arousal in people with schizophrenia. *Schizophrenia Research*, 142(1–3), 65–70. doi: 10.1016/j.schres.2012.09.005
- Lopez-Munoz, F., Alamo, C., Cuenca, E., Shen, W. W., Clervoy, P., & Rubio, G. (2005). History of the discovery and clinical introduction of chlorpromazine. *Annals of Clinical Psychiatry: Official Journal of the American Academy of Clinical Psychiatrists*, 17(3), 113–135.
- Luzi, S., Morrison, P. D., Powell, J., di Forti, M., & Murray, R. M. (2008). What is the mechanism whereby cannabis use increases risk of psychosis? *Neurotoxicity Research*, 14(2–3), 105–112. doi: 10.1007/BF03033802
- MacDonald, A. W., III, Thermenos, H. W., Barch, D. M., & Seidman, L. J. (2009). Imaging genetic liability to schizophrenia: Systematic review of fMRI studies of patients' nonpsychotic relatives. *Schizophrenia Bulletin*, 35(6), 1142–1162.
- Mamah, D., Mwayo, A., Mutiso, V., Barch, D. M., Constantino, J. N., Nsofor, T., . . . Ndeti, D. M. (2012). A survey of psychosis risk symptoms in Kenya. *Comprehensive Psychiatry*, 53(5), 516–524. doi: 10.1016/j.comppsy.2011.08.003
- March, D., Hatch, S. L., Morgan, C., Kirkbride, J. B., Bresnahan, M., Fearon, P., & Susser, E. (2008).

- Psychosis and place. *Epidemiologic Reviews*, 30, 84–100. doi: 10.1093/epirev/mxn006
- Mesholam-Gately, R. I., Giuliano, A. J., Goff, K. P., Faraone, S. V., & Seidman, L. J. (2009). Neurocognition in first-episode schizophrenia: A meta-analytic review. *Neuropsychology*, 23(3), 315–336. doi: 10.1037/a0014708
- Meyer-Lindenberg, A., Poline, J., Kohn, P. D., Holt, J. L., Egan, M. F., Weinberger, D. R., & Berman, K. F. (2001). Evidence for abnormal cortical functional connectivity during working memory in schizophrenia. *American Journal of Psychiatry*, 158, 1809–1817.
- Miller, B., Messias, E., Miettunen, J., Alaraisanen, A., Jarvelin, M. R., Koponen, H., . . . Kirkpatrick, B. (2011). Meta-analysis of paternal age and schizophrenia risk in male versus female offspring. *Schizophrenia Bulletin*, 37(5), 1039–1047. doi: 10.1093/schbul/sbq011
- Minzenberg, M. J., Laird, A. R., Thelen, S., Carter, C. S., & Glahn, D. C. (2009). Meta-analysis of 41 functional neuroimaging studies of executive function in schizophrenia. *Archives of General Psychiatry*, 66(8), 811–822. doi: 10.1001/archgenpsychiatry.2009.91
- Murray, G. K., Corlett, P. R., Clark, L., Pessiglione, M., Blackwell, A. D., Honey, G., . . . Fletcher, P. C. (2008). Substantia nigra/ventral tegmental reward prediction error disruption in psychosis. *Molecular Psychiatry*, 13(3), 267–276.
- Ndeti, D. M., Muriungi, S. K., Owoso, A., Mutiso, V. N., Mwayo, A. W., Khasakhala, L. I., . . . Mamah, D. (2012). Prevalence and characteristics of psychotic-like experiences in Kenyan youth. *Psychiatry Research*, 196(2–3), 235–242. doi: 10.1016/j.psychres.2011.12.053
- Nuechterlein, K. H., Subotnik, K. L., Green, M. F., Ventura, J., Asarnow, R. F., Gitlin, M. J., . . . Mintz, J. (2011). Neurocognitive predictors of work outcome in recent-onset schizophrenia. *Schizophrenia Bulletin*, 37 Suppl 2, S33–40. doi: 10.1093/schbul/sbr084
- Olabi, B., Ellison-Wright, I., McIntosh, A. M., Wood, S. J., Bullmore, E., & Lawrie, S. M. (2011). Are there progressive brain changes in schizophrenia? A meta-analysis of structural magnetic resonance imaging studies. *Biological Psychiatry*, 70(1), 88–96. doi: 10.1016/j.biopsych.2011.01.032
- Owen, M. J., Craddock, N., & O'Donovan, M. C. (2010). Suggestion of roles for both common and rare risk variants in genome-wide studies of schizophrenia. *Archives of General Psychiatry*, 67(7), 667–673. doi: 10.1001/archgenpsychiatry.2010.69
- Preti, A., & Cella, M. (2010). Randomized-controlled trials in people at ultra high risk of psychosis: a review of treatment effectiveness. *Schizophrenia Research*, 123(1), 30–36. doi: 10.1016/j.schres.2010.07.026
- Ragland, J. D., Laird, A. R., Ranganath, C., Blumenfeld, R. S., Gonzales, S. M., & Glahn, D. C. (2009). Prefrontal activation deficits during episodic memory in schizophrenia. *American Journal of Psychiatry*, 166(8), 863–874.

- Repovs, G., & Barch, D. M. (2012). Working memory related brain network connectivity in individuals with schizophrenia and their siblings. *Frontiers in Human Neuroscience*, 6, 137. doi: 10.3389/fnhum.2012.00137
- Rutter, M., Kim-Cohen, J., & Maughan, B. (2006). Continuities and discontinuities in psychopathology between childhood and adult life. *Journal of Child Psychology and Psychiatry, and Allied Disciplines*, 47(3–4), 276–295. doi: 10.1111/j.1469-7610.2006.01614.x
- Schlosser, R., Gesierich, T., Kaufmann, B., Vucurevic, G., Hunsche, S., Gawehn, J., & Stoeter, P. (2003). Altered effective connectivity during working memory performance in schizophrenia: A study with fMRI and structural equation modeling. *Neuroimage*, 19(3), 751–763.
- Snitz, B. E., Macdonald, A. W., 3rd, & Carter, C. S. (2006). Cognitive deficits in unaffected first-degree relatives of schizophrenia patients: A meta-analytic review of putative endophenotypes. *Schizophrenia Bulletin*, 32(1), 179–194.
- Squire, L.R. (1992). Memory and the hippocampus: A synthesis from findings with rats, monkeys, and humans. *Psychological Review*, 99, 195–231.
- Sullivan, P. F., Kendler, K. S., & Neale, M. C. (2003). Schizophrenia as a complex trait: Evidence from a meta-analysis of twin studies. *Archives of General Psychiatry*, 60(12), 1187–1192. doi: 10.1001/archpsyc.60.12.1187
- Ventura, J., Helleman, G. S., Thames, A. D., Koellner, V., & Nuechterlein, K. H. (2009). Symptoms as mediators of the relationship between neurocognition and functional outcome in schizophrenia: a meta-analysis. *Schizophrenia Research*, 113(2–3), 189–199. doi: 10.1016/j.schres.2009.03.035
- Ventura, J., Thames, A. D., Wood, R. C., Guzik, L. H., & Helleman, G. S. (2010). Disorganization and reality distortion in schizophrenia: a meta-analysis of the relationship between positive symptoms and neurocognitive deficits. *Schizophrenia Research*, 121(1–3), 1–14. doi: 10.1016/j.schres.2010.05.033
- Ventura, J., Wood, R. C., & Helleman, G. S. (2011). Symptom domains and neurocognitive functioning can help differentiate social cognitive processes in schizophrenia: A meta-analysis. *Schizophrenia Bulletin*. doi: 10.1093/schbul/sbr067
- Verdoux, H., & van Os, J. (2002). Psychotic symptoms in non-clinical populations and the continuum of psychosis. *Schizophrenia Research*, 54(1–2), 59–65.
- van Hooren, S., Versmissen, D., Janssen, I., Myin-Germeys, I., a Campo, J., Mengelers, R., . . . Krabbendam, L. (2008). Social cognition and neurocognition as independent domains in psychosis. *Schizophrenia Research*, 103(1–3), 257–265. doi: 10.1016/j.schres.2008.02.022

28

Personality Disorders

Cristina Crego & Thomas Widiger

The purpose of this module is to define what is meant by a personality disorder, identify the five domains of general personality (i.e., neuroticism, extraversion, openness, agreeableness, and conscientiousness), identify the six personality disorders proposed for retention in the 5th edition of the Diagnostic and Statistical Manual of Mental Disorders (DSM-5) (i.e., borderline, antisocial, schizotypal, avoidant, obsessive-compulsive, and narcissistic), summarize the etiology for antisocial and borderline personality disorder, and identify the treatment for borderline personality disorder (i.e., dialectical behavior therapy and mentalization therapy).

Learning Objectives

- Define what is meant by a personality disorder.
- Identify the five domains of general personality.
- Identify the six personality disorders proposed for retention in DSM-5.
- Summarize the etiology for antisocial and borderline personality disorder.
- Identify the treatment for borderline personality disorder.

Introduction

Everybody has their own unique personality; that is, their characteristic manner of thinking, feeling, behaving, and relating to others (John, Robins, & Pervin, 2008). Some people are typically introverted, quiet, and withdrawn; whereas others are more extraverted, active, and

outgoing. Some individuals are invariably conscientiousness, dutiful, and efficient; whereas others might be characteristically undependable and negligent. Some individuals are consistently anxious, self-conscious, and apprehensive; whereas others are routinely relaxed, self-assured, and unconcerned. Personality traits refer to these characteristic, routine ways of thinking, feeling, and relating to others. There are signs or indicators of these traits in childhood, but they become particularly evident when the person is an adult. Personality traits are integral to each person's sense of self, as they involve what people value, how they think and feel about things, what they like to do, and, basically, what they are like most every day throughout much of their lives.

There are literally hundreds of different personality traits. All of these traits can be organized into the broad dimensions referred to as the **Five-Factor Model** (John, Naumann, & Soto, 2008). These five broad domains are inclusive; there does not appear to be any traits of

Neuroticism (Emotional Instability) fearful, apprehensive, angry, bitter, pessimistic, glum, timid, embarrassed, tempted, urgency, helpless, fragile	VS	Emotional Stability relaxed, unconcerned, cool, even-tempered, optimistic, self-assured, glib, shameless, controlled, restrained, clear-thinking, fearless, unflappable
Extraversion cordial, affectionate, attached, sociable, outgoing, dominant, forceful, vigorous, energetic, active, reckless, daring, high-spirited, excitement-seeking	VS	Introversion cold, aloof, indifferent, withdrawn, isolated, unassuming, quiet, resigned, passive, lethargic, cautious, monotonous, dull, placid, anhedonic
Openness (unconventionality) dreamer, unrealistic, imaginative, aberrant, aesthetic, self-aware, eccentric, strange, odd, peculiar, creative, permissive, broad-minded	VS	Closedness (conventionality) practical, concrete, uninvolved, no aesthetic interest, constricted, unaware, alexythymic, routine, predictable, habitual, stubborn, pragmatic, rigid, traditional, inflexible, dogmatic
Agreeableness gullible, naive, trusting, confiding, honest, sacrificial, giving, docile, cooperative, meek, self-effacing, humble, soft, empathetic	VS	Antagonism skeptical, cynical, suspicious, paranoid, cunning, manipulative, deceptive, stingy, selfish, greedy, exploitative, oppositional, combative, aggressive, confident, boastful, arrogant, tough, callous, ruthless
Conscientiousness perfectionistic, efficient, ordered, methodical, organized, rigid, reliable, dependable, workaholic, ambitious, dogged, devoted, cautious, ruminative, reflective	VS	Disinhibition lax, negligent, haphazard, disorganized, sloppy, casual, undependable, unethical, aimless, desultory, hedonistic, negligent, hasty, careless, rash

Table 1: Illustrative traits for both poles across Five-Factor Model personality dimensions.

personality that lie outside of the Five-Factor Model. This even applies to traits that you may use to describe yourself. Table I provides illustrative traits for both poles of the five domains of this model of personality. A number of the traits that you see in this table may describe you. If you can think of some other traits that describe yourself, you should be able to place them somewhere in this table.

DSM-5 Personality Disorders

When personality traits result in significant distress, social impairment, and/or occupational impairment, they are considered to be a personality disorder (American Psychiatric Association, 2013). The authoritative manual for what constitutes a personality disorder is provided by the American Psychiatric Association's (APA) *Diagnostic and Statistical Manual of Mental Disorders* (DSM), the current version of which is DSM-5 (APA, 2013). The DSM provides a common language and standard criteria for the classification and diagnosis of mental disorders. This manual is used by clinicians, researchers, health insurance companies, and policymakers. DSM-5 includes 10 **personality disorders**: antisocial, avoidant, borderline, dependent, histrionic, narcissistic, obsessive-compulsive, paranoid, schizoid, and schizotypal. All 10 of these personality disorders will be included in the next edition of the diagnostic manual, DSM-5.

This list of 10 though does not fully cover all of the different ways in which a personality can be maladaptive. DSM-5 also includes a "wastebasket" diagnosis of other specified personality disorder (OSPD) and unspecified personality disorder (UPD). This diagnosis is used when a clinician believes that a patient has a personality disorder but the traits that constitute this disorder are not well covered by one of the 10 existing diagnoses. OSPD and UPD or as they used to be referred to in previous editions - PDNOS (personality disorder not otherwise specified) are often one of the most frequently used diagnoses in clinical practice, suggesting that the current list of 10 is not adequately comprehensive (Widiger & Trull, 2007).

Description

Each of the 10 DSM-5 (and DSM-IV-TR) personality disorders is a constellation of maladaptive personality traits, rather than just one particular personality trait (Lynam & Widiger, 2001). In this regard, personality disorders are "syndromes." For example, **avoidant** personality disorder is a pervasive pattern of social inhibition, feelings of inadequacy, and hypersensitivity to negative evaluation (APA, 2013), which is a combination of traits from introversion (e.g., socially withdrawn, passive, and cautious) and neuroticism (e.g., self-consciousness, apprehensiveness, anxiousness, and worrisome). **Dependent** personality disorder includes

submissiveness, clinging behavior, and fears of separation (APA, 2013), for the most part a combination of traits of neuroticism (anxious, uncertain, pessimistic, and helpless) and maladaptive agreeableness (e.g., gullible, guileless, meek, subservient, and self-effacing). **Antisocial** personality disorder is, for the most part, a combination of traits from antagonism (e.g., dishonest, manipulative, exploitative, callous, and merciless) and low conscientiousness (e.g., irresponsible, immoral, lax, hedonistic, and rash).

Some of the DSM-5 personality disorders are confined largely to traits within one of the basic domains of personality. For example, **obsessive-compulsive** personality disorder is largely a disorder of maladaptive conscientiousness, including such traits as workaholism, perfectionism, punctilious, ruminative, and dogged; **schizoid** is confined largely to traits of introversion (e.g., withdrawn, cold, isolated, placid, and anhedonic); **borderline** personality disorder is largely a disorder of neuroticism, including such traits as emotionally unstable, vulnerable, overwhelmed, rageful, depressive, and self-destructive ; and **histrionic** personality disorder is largely a disorder of maladaptive extraversion, including such traits as attention-seeking, seductiveness, melodramatic emotionality, and strong attachment needs.



A person with an obsessive compulsive personality disorder may have a hard time relaxing, always feel under pressure, and believe that there isn't enough time to accomplish important tasks. [Image: CC0 Public Domain, <https://goo.gl/m25gce>]

It should be noted though that a complete description of each DSM-5 personality disorder would typically include at least some traits from other domains. For example, antisocial personality disorder (or psychopathy) also includes some traits from low neuroticism (e.g., fearlessness and glib charm) and extraversion (e.g., excitement-seeking and assertiveness); borderline includes some traits from antagonism (e.g., manipulative and oppositional) and low conscientiousness (e.g., rash); and histrionic includes some traits from antagonism (e.g., vanity) and low conscientiousness (e.g., impressionistic). **Narcissistic** personality disorder includes traits from neuroticism (e.g., reactive anger, reactive shame, and need for admiration), extraversion (e.g., exhibitionism and authoritativeness), antagonism (e.g., arrogance, entitlement, and lack of empathy), and conscientiousness (e.g., acclaim-seeking). **Schizotypal** personality disorder includes traits from neuroticism (e.g., social anxiousness and social

discomfort), introversion (e.g., social withdrawal), unconventionality (e.g., odd, eccentric, peculiar, and aberrant ideas), and antagonism (e.g., suspiciousness).

The APA currently conceptualizes personality disorders as qualitatively distinct conditions; distinct from each other and from normal personality functioning. However, included within an appendix to DSM-5 is an alternative view that personality disorders are simply extreme and/or maladaptive variants of normal personality traits, as suggested herein. Nevertheless, many leading personality disorder researchers do not hold this view (e.g., Gunderson, 2010; Hopwood, 2011; Shedler et al., 2010). They suggest that there is something qualitatively unique about persons suffering from a personality disorder, usually understood as a form of pathology in sense of self and interpersonal relatedness that is considered to be distinct from personality traits (APA, 2012; Skodol, 2012). For example, it has been suggested that antisocial personality disorder includes impairments in identity (e.g., egocentrism), self-direction, empathy, and capacity for intimacy, which are said to be different from such traits as arrogance, impulsivity, and callousness (APA, 2012).

Validity

It is quite possible that in future revisions of the DSM some of the personality disorders included in DSM-5 and DSM-IV-TR will no longer be included. In fact, for DSM-5 it was originally proposed that four be deleted. The personality disorders that were slated for deletion were histrionic, schizoid, **paranoid**, and dependent (APA, 2012). The rationale for the proposed deletions was in large part because they are said to have less empirical support than the diagnoses that were at the time being retained (Skodol, 2012). There is agreement within the field with regard to the empirical support for the borderline, antisocial, and schizotypal personality disorders (Mullins-Sweat, Bernstein, & Widiger, 2012; Skodol, 2012). However, there is a difference of opinion with respect to the empirical support for the dependent personality disorder (Bornstein, 2012; Livesley, 2011; Miller, Widiger, & Campbell, 2010; Mullins-Sweat et al., 2012).

Little is known about the specific etiology for most of the DSM-5 personality disorders. Because each personality disorder represents a constellation of personality traits, the etiology for the syndrome will involve a complex interaction of an array of different neurobiological vulnerabilities and dispositions with a variety of environmental, psychosocial events. Antisocial personality disorder, for instance, is generally considered to be the result of an interaction of genetic dispositions for low anxiousness, aggressiveness, impulsivity, and/or callousness, with a tough, urban environment, inconsistent parenting, poor parental role modeling, and/or peer support (Hare, Neumann, & Widiger, 2012). Borderline personality

disorder is generally considered to be the result of an interaction of a genetic disposition to negative affectivity interacting with a malevolent, abusive, and/or invalidating family environment (Hooley, Cole, & Gironde, 2012).

To the extent that one considers the DSM-5 personality disorders to be maladaptive variants of general personality structure, as described, for instance, within the Five-Factor Model, there would be a considerable body of research to support the validity for all of the personality disorders, including even the histrionic, schizoid, and paranoid. There is compelling multivariate behavior genetic support with respect to the precise structure of the Five-Factor Model (e.g., Yamagata et al., 2006), childhood antecedents (Caspi, Roberts, & Shiner, 2005), universality (Allik, 2005), temporal stability across the lifespan (Roberts & DelVecchio, 2000), ties with brain structure (DeYoung, Hirsh, Shane, Papademetris, Rajeevan, & Gray, 2010), and even molecular genetic support for neuroticism (Widiger, 2009).

Treatment

Personality disorders are relatively unique because they are often “ego-syntonic;” that is, most people are largely comfortable with their selves, with their characteristic manner of behaving,

feeling, and relating to others. As a result, people rarely seek treatment for their antisocial, narcissistic, histrionic, paranoid, and/or schizoid personality disorder. People typically lack insight into the maladaptivity of their personality.



Many people with personality disorders do not seek treatment. Those with borderline personality disorder and avoidant personality disorder are exceptions. High levels of neuroticism and emotional pain may motivate them to seek help. [Image: CC0 Public Domain, <https://goo.gl/m25gce>]

One clear exception though is borderline personality disorder (and perhaps as well avoidant personality disorder). Neuroticism is the domain of general personality structure that concerns inherent feelings of emotional pain and suffering, including feelings of distress, anxiety, depression, self-consciousness, helplessness, and vulnerability. Persons who have very high elevations on neuroticism (i.e., persons with borderline personality disorder) experience life as one of pain and suffering, and they will seek treatment to alleviate

this severe emotional distress. People with avoidant personality may also seek treatment for their high levels of neuroticism (anxiousness and self-consciousness) and introversion (social isolation). In contrast, narcissistic individuals will rarely seek treatment to reduce their arrogance; paranoid persons rarely seek treatment to reduce their feelings of suspiciousness; and antisocial people rarely (or at least willfully) seek treatment to reduce their disposition for criminality, aggression, and irresponsibility.

Nevertheless, maladaptive personality traits will be evident in many individuals seeking treatment for other mental disorders, such as anxiety, mood, or substance use. Many of the people with a substance use disorder will have antisocial personality traits; many of the people with mood disorder will have borderline personality traits. The prevalence of personality disorders within clinical settings is estimated to be well above 50% (Torgersen, 2012). As many as 60% of inpatients within some clinical settings are diagnosed with borderline personality disorder (APA, 2000). Antisocial personality disorder may be diagnosed in as many as 50% of inmates within a correctional setting (Hare et al., 2012). It is estimated that 10% to 15% of the general population meets criteria for at least one of the 10 DSM-IV-TR personality disorders (Torgersen, 2012), and quite a few more individuals are likely to have maladaptive personality traits not covered by one of the 10 DSM-5 diagnoses.

The presence of a personality disorder will often have an impact on the treatment of other mental disorders, typically inhibiting or impairing responsivity. Antisocial persons will tend to be irresponsible and negligent; borderline persons can form intensely manipulative attachments to their therapists; paranoid patients will be unduly suspicious and accusatory; narcissistic patients can be dismissive and denigrating; and dependent patients can become overly attached to and feel helpless without their therapists.

It is a misnomer, though, to suggest that personality disorders cannot themselves be treated. Personality disorders are among the most difficult of disorders to treat because they involve well-established behaviors that can be integral to a client's self-image (Millon, 2011). Nevertheless, much has been written on the treatment of personality disorder (e.g., Beck, Freeman, Davis, & Associates, 1990; Gunderson & Gabbard, 2000), and there is empirical support for clinically and socially meaningful changes in response to psychosocial and pharmacologic treatments (Perry & Bond, 2000). The development of an ideal or fully healthy personality structure is unlikely to occur through the course of treatment, but given the considerable social, public health, and personal costs associated with some of the personality disorders, such as the antisocial and borderline, even just moderate adjustments in personality functioning can represent quite significant and meaningful change.

Nevertheless, manualized and/or empirically validated treatment protocols have been

developed for only one personality disorder, borderline (APA, 2001).

Focus Topic: Treatment of Borderline Personality Disorder

Dialectical behavior therapy (Lynch & Cuyper, 2012) and mentalization therapy (Bateman & Fonagy, 2012): Dialectical behavior therapy is a form of cognitive-behavior therapy that draws on principles from Zen Buddhism, dialectical philosophy, and behavioral science. The treatment has four components: individual therapy, group skills training, telephone coaching, and a therapist consultation team, and will typically last a full year. As such, it is a relatively expensive form of treatment, but research has indicated that its benefits far outweighs its costs, both financially and socially.

It is unclear why specific and explicit treatment manuals have not been developed for the other personality disorders. This may reflect a regrettable assumption that personality disorders are unresponsive to treatment. It may also reflect the complexity of their treatment. As noted earlier, each DSM-5 disorder is a heterogeneous constellation of maladaptive personality traits. In fact, a person can meet diagnostic criteria for the antisocial, borderline, schizoid, schizotypal, narcissistic, and avoidant personality disorders and yet have only one diagnostic criterion in common. For example, only five of nine features are necessary for the diagnosis of borderline personality disorder; therefore, two persons can meet criteria for this disorder and yet have only one feature in common. In addition, patients meeting diagnostic criteria for one personality disorder will often meet diagnostic criteria for another. This degree of diagnostic overlap and heterogeneity of membership hinders tremendously any effort to identify a specific etiology, pathology, or treatment for a respective personality disorder as there is so much variation within any particular group of patients sharing the same diagnosis (Smith & Zapolski, 2009).

Of course, this diagnostic overlap and complexity did not prevent researchers and clinicians from developing dialectical behavior therapy and mentalization therapy. A further reason for the weak progress in treatment development is that, as noted earlier, persons rarely seek treatment for their personality disorder. It would be difficult to obtain a sufficiently large group of people with, for instance, narcissistic or obsessive-compulsive disorder to participate in a treatment outcome study, one receiving the manualized treatment protocol, the other receiving treatment as usual.

Conclusions

It is evident that all individuals have a personality, as indicated by their characteristic way of thinking, feeling, behaving, and relating to others. For some people, these traits result in a considerable degree of distress and/or impairment, constituting a personality disorder. A considerable body of research has accumulated to help understand the etiology, pathology, and/or treatment for some personality disorders (i.e., antisocial, schizotypal, borderline, dependent, and narcissistic), but not so much for others (e.g., histrionic, schizoid, and paranoid). However, researchers and clinicians are now shifting toward a more dimensional understanding of personality disorders, wherein each is understood as a maladaptive variant of general personality structure, thereby bringing to bear all that is known about general personality functioning to an understanding of these maladaptive variants.

Outside Resources

Structured Clinical Interview for DSM-5 (SCID-5)

<https://www.appi.org/products/structured-clinical-interview-for-dsm-5-scid-5>

Web: DSM-5 website discussion of personality disorders

<http://www.dsm5.org/ProposedRevision/Pages/PersonalityDisorders.aspx>

Discussion Questions

1. Do you think that any of the personality disorders, or some of their specific traits, are ever good or useful to have?
2. If someone with a personality disorder commits a crime, what is the right way for society to respond? For example, does or should meeting diagnostic criteria for antisocial personality disorder mitigate (lower) a person's responsibility for committing a crime?
3. Given what you know about personality disorders and the traits that comprise each one, would you say there is any personality disorder that is likely to be diagnosed in one gender more than the other? Why or why not?
4. Do you believe that personality disorders can be best understood as a constellation of maladaptive personality traits, or do you think that there is something more involved for individuals suffering from a personality disorder?
5. The authors suggested Clyde Barrow as an example of antisocial personality disorder and Blanche Dubois for histrionic personality disorder. Can you think of a person from the media or literature who would have at least some of the traits of narcissistic personality disorder?

Vocabulary

Antisocial

A pervasive pattern of disregard and violation of the rights of others. These behaviors may be aggressive or destructive and may involve breaking laws or rules, deceit or theft.

Avoidant

A pervasive pattern of social inhibition, feelings of inadequacy, and hypersensitivity to negative evaluation.

Borderline

A pervasive pattern of instability of interpersonal relationships, self-image, and affects, and marked impulsivity.

Dependent

A pervasive and excessive need to be taken care of that leads to submissive and clinging behavior and fears of separation.

Five-Factor Model

Five broad domains or dimensions that are used to describe human personality.

Histrionic

A pervasive pattern of excessive emotionality and attention seeking.

Narcissistic

A pervasive pattern of grandiosity (in fantasy or behavior), need for admiration, and lack of empathy.

Obsessive-compulsive

A pervasive pattern of preoccupation with orderliness, perfectionism, and mental and interpersonal control, at the expense of flexibility, openness, and efficiency.

Paranoid

A pervasive distrust and suspiciousness of others such that their motives are interpreted as malevolent.

Personality

Characteristic, routine ways of thinking, feeling, and relating to others.

Personality disorders

When personality traits result in significant distress, social impairment, and/or occupational impairment.

Schizoid

A pervasive pattern of detachment from social relationships and a restricted range of expression of emotions in interpersonal settings.

Schizotypal

A pervasive pattern of social and interpersonal deficits marked by acute discomfort with, and reduced capacity for, close relationships as well as perceptual distortions and eccentricities of behavior.

References

- Allik, J. (2005). Personality dimensions across cultures. *Journal of Personality Disorders, 19*, 212–232.
- American Psychiatric Association (2012). *Rationale for the proposed changes to the personality disorders classification in DSM-5*. Retrieved from <http://www.dsm5.org/ProposedRevision/Pages/PersonalityDisorders.aspx>.
- American Psychiatric Association. (2013). *Diagnostic and statistical manual of mental disorders: DSM-5*. Washington, D.C: American Psychiatric Association.
- American Psychiatric Association. (2001). *Practice guidelines for the treatment of patients with borderline personality disorder*. Washington, DC: Author.
- American Psychiatric Association. (2000). *Diagnostic and statistical manual of mental disorders (4th ed., text rev.)* Washington, D.C: American Psychiatric Association.
- Bateman, A. W., & Fonagy, P. (2012). Mentalization-based treatment of borderline personality disorder. In T. A. Widiger (Ed.), *The Oxford handbook of personality disorders* (pp. 767–784). New York, NY: Oxford University Press.
- Beck, A. T., Freeman, A., Davis, D., and Associates (1990). *Cognitive therapy of personality disorders*, (2nd ed.). New York, NY: Guilford Press.
- Bornstein, R. F. (2012). Illuminating a neglected clinical issue: Societal costs of interpersonal dependency and dependent personality disorder. *Journal of Clinical Psychology, 68*, 766–781.
- Caspi, A., Roberts, B. W., & Shiner, R. L. (2005). Personality development: *Stability and change*. *Annual Review of Psychology, 56*, 453–484.
- DeYoung, C. G., Hirsh, J. B., Shane, M. S., Papademetris, X., Rajeevan, N., & Gray, J. (2010). *Testing predictions from personality neuroscience: Brain structure and the Big Five*. *Psychological Science, 21*, 820–828.
- Gunderson, J. G. (2010). Commentary on “Personality traits and the classification of mental disorders: Toward a more complete integration in DSM-5 and an empirical model of psychopathology.” *Personality Disorders: Theory, Research, and Treatment, 1*, 119–122.
- Gunderson, J. G., & Gabbard, G. O. (Eds.), (2000). *Psychotherapy for personality disorders*. Washington, DC: American Psychiatric Press.
- Hare, R. D., Neumann, C. S., & Widiger, T. A. (2012). Psychopathy. In T. A. Widiger (Ed.), *The Oxford handbook of personality disorders* (pp. 478–504). New York, NY: Oxford University Press.
- Hooley, J. M., Cole, S. H., & Gironde, S. (2012). Borderline personality disorder. In T. A. Widiger

- (Ed.), *The Oxford handbook of personality disorders* (pp. 409–436). New York, NY: Oxford University Press.
- Hopwood, C. J. (2011). Personality traits in the DSM-5. *Journal of Personality Assessment*, 93, 398–405.
- John, O. P., Naumann, L. P., & Soto, C. J. (2008). Paradigm shift to the integrative Big Five trait taxonomy: History, measurement, and conceptual issues. In O. P. John, R. R. Robins, & L. A. Pervin (Eds.), *Handbook of personality. Theory and research* (3rd ed., pp. 114–158). New York, NY: Guilford Press.
- John, O. P., Robins, R. W., & Pervin, L. A. (Eds.), (2008). *Handbook of personality. Theory and Research* (3rd ed.). New York, NY: Guilford Press.
- Livesley, W. J. (2011). Confusion and incoherence in the classification of personality disorder: Commentary on the preliminary proposals for DSM-5. *Psychological Injury and Law*, 3, 304–313.
- Lynam, D. R., & Widiger, T. A. (2001). Using the five factor model to represent the DSM-IV personality disorders: An expert consensus approach. *Journal of Abnormal Psychology*, 110, 401–412.
- Lynch, T. R., & Cuper, P. F. (2012). Dialectical behavior therapy of borderline and other personality disorders. In T. A. Widiger (Ed.), *The Oxford handbook of personality disorders* (pp. 785–793). New York, NY: Oxford University Press.
- Miller, J. D., Widiger, T. A., & Campbell, W. K. (2010). Narcissistic personality disorder and the DSM-V. *Journal of Abnormal Psychology*, 119, 640–649.
- Millon, T. (2011). *Disorders of personality. Introducing a DSM/ICD spectrum from normal to abnormal* (3rd ed.). New York, NY: John Wiley & Sons.
- Mullins-Sweatt; Bernstein; Widiger. Retention or deletion of personality disorder diagnoses for DSM-5: an expert consensus approach. *Journal of personality disorders* 2012;26 (5):689-703.
- Perry, J. C., & Bond, M. (2000). Empirical studies of psychotherapy for personality disorders. In J. Gunderson and G. Gabbard (Eds.), *Psychotherapy for personality disorders* (pp. 1–31). Washington DC: American Psychiatric Press.
- Roberts, B. W., & DelVecchio, W. F. (2000). The rank-order consistency of personality traits from childhood to old age: A quantitative review of longitudinal studies. *Psychological Bulletin*, 126, 3–25.
- Shedler, J., Beck, A., Fonagy, P., Gabbard, G. O., Gunderson, J. G., Kernberg, O., ... Westen, D. (2010). Personality disorders in DSM-5. *American Journal of Psychiatry*, 167, 1027–1028.

- Skodol, A. (2012). Personality disorders in DSM-5. *Annual Review of Clinical Psychology, 8*, 317–344.
- Smith, G. G., & Zapsolski, T. C. B. (2009). Construct validation of personality measures. In J. N. Butcher (Ed.), *The Oxford Handbook of Personality Assessment* (pp. 81–98). New York, NY: Oxford University Press.
- Torgerson, S. (2012). Epidemiology. In T. A. Widiger (Ed.), *The Oxford handbook of personality disorders* (pp. 186–205). New York, NY: Oxford University Press.
- Widiger, T. A. (2009). Neuroticism. In M. R. Leary and R.H. Hoyle (Eds.), *Handbook of individual differences in social behavior* (pp. 129–146). New York, NY: Guilford Press.
- Widiger, T. A., & Trull, T. J. (2007). Plate tectonics in the classification of personality disorder: *Shifting to a dimensional model. American Psychologist, 62*, 71–83.
- Yamagata, S., Suzuki, A., Ando, J., One, Y., Kijima, N., Yoshimura, K., ... Jang, K. L. (2006). Is the genetic structure of human personality universal? A cross-cultural twin study from North America, Europe, and Asia. *Journal of Personality and Social Psychology, 90*, 987–998.

Therapies

Therapeutic Orientations

Hannah Boettcher, Stefan G. Hofmann & Q. Jade Wu

In the past century, a number of psychotherapeutic orientations have gained popularity for treating mental illnesses. This module outlines some of the best-known therapeutic approaches and explains the history, techniques, advantages, and disadvantages associated with each. The most effective modern approach is cognitive behavioral therapy (CBT). We also discuss psychoanalytic therapy, person-centered therapy, and mindfulness-based approaches. Drug therapy and emerging new treatment strategies will also be briefly explored.

Learning Objectives

- Become familiar with the most widely practiced approaches to psychotherapy.
- For each therapeutic approach, consider: history, goals, key techniques, and empirical support.
- Consider the impact of emerging treatment strategies in mental health.

Introduction

The history of mental illness can be traced as far back as 1500 BCE, when the ancient Egyptians noted cases of “distorted concentration” and “emotional distress in the heart or mind” (Nasser, 1987). Today, nearly half of all Americans will experience mental illness at some point in their lives, and mental health problems affect more than one-quarter of the population in any given year (Kessler et al., 2005). Fortunately, a range of psychotherapies exist to treat mental illnesses. This module provides an overview of some of the best-known schools of thought in

psychotherapy. Currently, the most effective approach is called Cognitive Behavioral Therapy (CBT); however, other approaches, such as psychoanalytic therapy, person-centered therapy, and mindfulness-based therapies are also used—though the effectiveness of these treatments aren't as clear as they are for CBT. Throughout this module, note the advantages and disadvantages of each approach, paying special attention to their support by empirical research.



CBT is an approach to treating mental illness that involves work with a therapist as well as homework assignments between sessions. It has proven to be very effective for virtually all psychiatric illnesses. [Image: DFAT, <https://goo.gl/bWmzaa>, CC BY 2.0, <https://goo.gl/BRvSA7>]


Psychoanalysis and Psychodynamic Therapy

The earliest organized therapy for mental disorders was psychoanalysis. Made famous in the early 20th century by one of the best-known clinicians of all time, Sigmund Freud, this approach stresses that mental health problems are rooted in unconscious conflicts and desires. In order to resolve the mental illness, then, these unconscious struggles must be identified and addressed. Psychoanalysis often does this through exploring one's early childhood experiences that may have continuing repercussions on one's mental health in the present and later in life. Psychoanalysis is an intensive, long-term approach in which patients and therapists may meet multiple times per week, often for many years.

History of Psychoanalytic Therapy

Freud initially suggested that mental health problems arise from efforts to push inappropriate sexual urges out of conscious awareness (Freud, 1895/1955). Later, Freud suggested more generally that psychiatric problems are the result of tension between different parts of the mind: the id, the superego, and the ego. In Freud's *structural model*, the id represents pleasure-driven unconscious urges (e.g., our animalistic desires for sex and aggression), while the superego is the semi-conscious part of the mind where morals and societal judgment are internalized (e.g., the part of you that automatically knows how society expects you to behave). The ego—also partly conscious—mediates between the id and superego. Freud believed that bringing unconscious struggles like these (where the id demands one thing and the superego another) into conscious awareness would relieve the stress of the conflict (Freud, 1920/1955)—which became the goal of psychoanalytic therapy.

Although psychoanalysis is still practiced today, it has largely been replaced by the more broadly defined psychodynamic therapy. This latter approach has the same basic tenets as psychoanalysis, but is briefer, makes more of an effort to put clients in their social and interpersonal context, and focuses more on relieving psychological distress than on changing the person.



Building on the work of Josef Breuer and others, Sigmund Freud developed psychotherapeutic theories and techniques that became widely known as psychoanalysis or psychoanalytic therapy. [Image: CC0 Public Domain, <https://goo.gl/m25gce>]

Techniques in Psychoanalysis

Psychoanalysts and psychodynamic therapists employ several techniques to explore patients' unconscious mind. One common technique is called free association. Here, the patient shares any and all thoughts that come to mind, without attempting to organize or censor them in any way. For example, if you took a pen and paper and just wrote down whatever came into your head, letting one thought lead to the next without allowing conscious criticism to shape what you were writing, you would be doing free association. The analyst then uses his or her expertise to discern patterns or underlying meaning in the patient's

thoughts.

Sometimes, free association exercises are applied specifically to childhood recollections. That is, psychoanalysts believe a person's childhood relationships with caregivers often determine the way that person relates to others, and predicts later psychiatric difficulties. Thus, exploring these childhood memories, through free association or otherwise, can provide therapists with insights into a patient's psychological makeup.

Because we don't always have the ability to consciously recall these deep memories, psychoanalysts also discuss their patients' dreams. In Freudian theory, dreams contain not only *manifest* (or literal) content, but also *latent* (or symbolic) content (Freud, 1900; 1955). For example, someone may have a dream that his/her teeth are falling out—the manifest or actual content of the dream. However, dreaming that one's teeth are falling out could be a reflection of the person's unconscious concern about losing his or her physical attractiveness—the latent or metaphorical content of the dream. It is the therapist's job to help discover the latent content underlying one's manifest content through dream analysis.

In psychoanalytic and psychodynamic therapy, the therapist plays a receptive role—interpreting the patient's thoughts and behavior based on clinical experience and psychoanalytic theory. For example, if during therapy a patient begins to express unjustified anger toward the therapist, the therapist may recognize this as an act of *transference*. That is, the patient may be displacing feelings for people in his or her life (e.g., anger toward a parent) onto the therapist. At the same time, though, the therapist has to be aware of his or her own thoughts and emotions, for, in a related process, called *countertransference*, the therapist may displace his/her own emotions onto the patient.

The key to psychoanalytic theory is to have patients uncover the buried, conflicting content of their mind, and therapists use various tactics—such as seating patients to face away from them—to promote a freer self-disclosure. And, as a therapist spends more time with a patient, the therapist can come to view his or her relationship with the patient as another reflection of the patient's mind.

Advantages and Disadvantages of Psychoanalytic Therapy

Psychoanalysis was once the only type of psychotherapy available, but presently the number of therapists practicing this approach is decreasing around the world. Psychoanalysis is not appropriate for some types of patients, including those with severe psychopathology or intellectual disability. Further, psychoanalysis is often expensive because treatment usually

lasts many years. Still, some patients and therapists find the prolonged and detailed analysis very rewarding.

Perhaps the greatest disadvantage of psychoanalysis and related approaches is the lack of empirical support for their effectiveness. The limited research that has been conducted on these treatments suggests that they do not reliably lead to better mental health outcomes (e.g., Driessen et al., 2010). And, although there are some reviews that seem to indicate that long-term psychodynamic therapies might be beneficial (e.g., Leichsenring & Rabung, 2008), other researchers have questioned the validity of these reviews. Nevertheless, psychoanalytic theory was history's first attempt at formal treatment of mental illness, setting the stage for the more modern approaches used today.

Humanistic and Person-Centered Therapy

One of the next developments in therapy for mental illness, which arrived in the mid-20th century, is called humanistic or **person-centered therapy** (PCT). Here, the belief is that mental health problems result from an inconsistency between patients' behavior and their true personal identity. Thus, the goal of PCT is to create conditions under which patients can discover their self-worth, feel comfortable exploring their own identity, and alter their behavior to better reflect this identity.

History of Person-Centered Therapy

PCT was developed by a psychologist named Carl Rogers, during a time of significant growth in the movements of humanistic theory and human potential. These perspectives were based on the idea that humans have an inherent drive to realize and express their own capabilities and creativity. Rogers, in particular, believed that all people have the potential to change and improve, and that the role of therapists is to foster self-understanding in an environment where adaptive change is most likely to occur (Rogers, 1951). Rogers suggested that the therapist and patient must engage in a



The quality of the relationship between therapist and patient is of great importance in person-centered therapy. [Image: CC0 Public Domain, <https://goo.gl/m25gce>]

genuine, egalitarian relationship in which the therapist is nonjudgmental and empathetic. In PCT, the patient should experience both a vulnerability to anxiety, which motivates the desire to change, and an appreciation for the therapist's support.

Techniques in Person-Centered Therapy

Humanistic and person-centered therapy, like psychoanalysis, involves a largely unstructured conversation between the therapist and the patient. Unlike psychoanalysis, though, a therapist using PCT takes a passive role, guiding the patient toward his or her own self-discovery. Rogers's original name for PCT was *non-directive therapy*, and this notion is reflected in the flexibility found in PCT. Therapists do not try to change patients' thoughts or behaviors directly. Rather, their role is to provide the therapeutic relationship as a platform for personal growth. In these kinds of sessions, the therapist tends only to ask questions and doesn't provide any judgment or interpretation of what the patient says. Instead, the therapist is present to provide a safe and encouraging environment for the person to explore these issues for him- or herself.

An important aspect of the PCT relationship is the therapist's unconditional positive regard for the patient's feelings and behaviors. That is, the therapist is never to condemn or criticize the patient for what s/he has done or thought; the therapist is only to express warmth and empathy. This creates an environment free of approval or disapproval, where patients come to appreciate their value and to behave in ways that are congruent with their own identity.

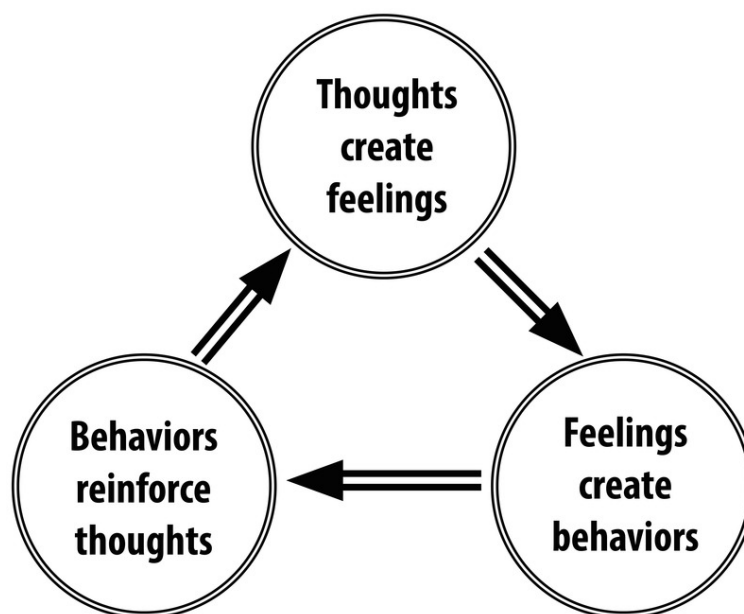
Advantages and Disadvantages of Person-Centered Therapy

One key advantage of person-centered therapy is that it is highly acceptable to patients. In other words, people tend to find the supportive, flexible environment of this approach very rewarding. Furthermore, some of the themes of PCT translate well to other therapeutic approaches. For example, most therapists of any orientation find that clients respond well to being treated with nonjudgmental empathy. The main disadvantage to PCT, however, is that findings about its effectiveness are mixed. One possibility for this could be that the treatment is primarily based on *unspecific treatment factors*. That is, rather than using therapeutic techniques that are specific to the patient and the mental problem (i.e., *specific treatment factors*), the therapy focuses on techniques that can be applied to anyone (e.g., establishing a good relationship with the patient) (Cuijpers et al., 2012; Friedli, King, Lloyd, & Horder, 1997). Similar to how "one-size-fits-all" doesn't really fit every person, PCT uses the same practices for everyone, which may work for some people but not others. Further research is necessary to evaluate its utility as a therapeutic approach.

Cognitive Behavioral Therapy

Although both psychoanalysis and PCT are still used today, another therapy, cognitive-behavioral therapy (CBT), has gained more widespread support and practice. CBT refers to a family of therapeutic approaches whose goal is to alleviate psychological symptoms by changing their underlying cognitions and behaviors. The premise of CBT is that thoughts, behaviors, and emotions interact and contribute to various mental disorders. For example, let's consider how a CBT therapist would view a patient who compulsively washes her hands for hours every day. First, the therapist would identify the patient's maladaptive thought: "If I don't wash my hands like this, I will get a disease and die." The therapist then identifies how this maladaptive *thought* leads to a maladaptive *emotion*: the feeling of anxiety when her hands aren't being washed. And finally, this maladaptive emotion leads to the maladaptive behavior: the patient washing her hands for hours every day.

CBT is a present-focused therapy (i.e., focused on the "now" rather than causes from the past, such as childhood relationships) that uses behavioral goals to improve one's mental illness. Often, these behavioral goals involve between-session homework assignments. For example, the therapist may give the hand-washing patient a worksheet to take home; on this worksheet, the woman is to write down every time she feels the urge to wash her hands, how she deals with the urge, and what behavior she replaces that urge with. When the patient has her next therapy session, she and the therapist review her "homework" together. CBT is a relatively



Pattern of thoughts, feelings, and behaviors addressed through cognitive-behavioral therapy.

brief intervention of 12 to 16 weekly sessions, closely tailored to the nature of the psychopathology and treatment of the specific mental disorder. And, as the empirical data shows, CBT has proven to be highly efficacious for virtually all psychiatric illnesses (Hofmann, Asnaani, Vonk, Sawyer, & Fang, 2012).

History of Cognitive Behavioral Therapy

CBT developed from clinical work conducted in the mid-20th century by Dr. Aaron T. Beck, a psychiatrist, and Albert Ellis, a psychologist. Beck used the term **automatic thoughts** to refer to the thoughts depressed patients report experiencing spontaneously. He observed that these thoughts arise from three belief systems, or **schemas**: beliefs about the self, beliefs about the world, and beliefs about the future. In treatment, therapy initially focuses on identifying automatic thoughts (e.g., “If I don’t wash my hands constantly, I’ll get a disease”), testing their validity, and replacing maladaptive thoughts with more adaptive thoughts (e.g., “Washing my hands three times a day is sufficient to prevent a disease”). In later stages of treatment, the patient’s maladaptive schemas are examined and modified. Ellis (1957) took a comparable approach, in what he called rational-emotive-behavioral therapy (REBT), which also encourages patients to evaluate their own thoughts about situations.

Techniques in CBT

Beck and Ellis strove to help patients identify maladaptive appraisals, or the untrue judgments and evaluations of certain thoughts. For example, if it’s your first time meeting new people, you may have the automatic thought, “These people won’t like me because I have nothing interesting to share.” That thought itself is not what’s troublesome; the appraisal (or evaluation) that it might have merit is what’s troublesome. The goal of CBT is to help people make adaptive, instead of maladaptive, appraisals (e.g., “I do know interesting things!”). This technique of **reappraisal, or cognitive restructuring**, is a fundamental aspect of CBT. With cognitive restructuring, it is the therapist’s job to help point out when a person has an inaccurate or maladaptive thought, so that the patient can either eliminate it or modify it to be more adaptive.

In addition to *thoughts*, though, another important treatment target of CBT is maladaptive *behavior*. Every time a person engages in maladaptive behavior (e.g., never speaking to someone in new situations), he or she reinforces the validity of the maladaptive thought, thus maintaining or perpetuating the psychological illness. In treatment, the therapist and patient work together to develop healthy behavioral habits (often tracked with worksheet-like homework), so that the patient can break this cycle of maladaptive thoughts and behaviors.

For many mental health problems, especially anxiety disorders, CBT incorporates what is known as **exposure therapy**. During exposure therapy, a patient confronts a problematic situation and fully engages in the experience instead of avoiding it. For example, imagine a man who is terrified of spiders. Whenever he encounters one, he immediately screams and panics. In exposure therapy, the man would be forced to confront and interact with spiders, rather than simply avoiding them as he usually does. The goal is to reduce the fear associated with the situation through *extinction learning*, a neurobiological and cognitive process by which the patient “unlearns” the irrational fear. For example, exposure therapy for someone terrified of spiders might begin with him looking at a cartoon of a spider, followed by him looking at pictures of real spiders, and later, him handling a plastic spider. After weeks of this incremental exposure, the patient may even be able to hold a live spider. After repeated exposure (starting small and building one’s way up), the patient experiences less physiological fear and maladaptive thoughts about spiders, breaking his tendency for anxiety and subsequent avoidance.

Advantages and Disadvantages of CBT

CBT interventions tend to be relatively brief, making them cost-effective for the average consumer. In addition, CBT is an intuitive treatment that makes logical sense to patients. It can also be adapted to suit the needs of many different populations. One disadvantage, however, is that CBT does involve significant effort on the patient’s part, because the patient is an active participant in treatment. Therapists often assign “homework” (e.g., worksheets for recording one’s thoughts and behaviors) between sessions to maintain the cognitive and behavioral habits the patient is working on. The greatest strength of CBT is the abundance of empirical support for its effectiveness. Studies have consistently found CBT to be equally or more effective than other forms of treatment, including medication and other therapies (Butler, Chapman, Forman, & Beck, 2006; Hofmann et al., 2012). For this reason, CBT is considered a first-line treatment for many mental disorders.

Focus Topic: Pioneers of CBT

The central notion of CBT is the idea that a person’s behavioral and emotional responses are causally influenced by one’s thinking. The stoic Greek philosopher Epictetus is quoted as saying, “men are not moved by things, but by the view they take of them.” Meaning, it is not the event per se, but rather one’s assumptions (including interpretations and perceptions) of the event that are responsible for one’s emotional response to it. Beck calls these assumptions

about events and situations automatic thoughts (Beck, 1979), whereas Ellis (1962) refers to these assumptions as self-statements. The cognitive model assumes that these cognitive processes cause the emotional and behavioral responses to events or stimuli. This causal chain is illustrated in Ellis's ABC model, in which A stands for the antecedent event, B stands for belief, and C stands for consequence. During CBT, the person is encouraged to carefully observe the sequence of events and the response to them, and then explore the validity of the underlying beliefs through behavioral experiments and reasoning, much like a detective or scientist.

Acceptance and Mindfulness-Based Approaches

Unlike the preceding therapies, which were developed in the 20th century, this next one was born out of age-old Buddhist and yoga practices. **Mindfulness**, or a process that tries to cultivate a nonjudgmental, yet attentive, mental state, is a therapy that focuses on one's awareness of bodily sensations, thoughts, and the outside environment. Whereas other therapies work to modify or eliminate these sensations and thoughts, mindfulness focuses on nonjudgmentally accepting them (Kabat-Zinn, 2003; Baer, 2003). For example, whereas CBT may actively confront and work to change a maladaptive thought, mindfulness therapy works to acknowledge and accept the thought, understanding that the thought is spontaneous and not what the person truly believes. There are two important components of mindfulness: (1) self-regulation of attention, and (2) orientation toward the present moment (Bishop et al., 2004). Mindfulness is thought to improve mental health because it draws attention away from past and future stressors, encourages acceptance of troubling thoughts and feelings, and promotes physical relaxation.

Techniques in Mindfulness-Based Therapy

Psychologists have adapted the practice of mindfulness as a form of psychotherapy, generally called **mindfulness-based therapy** (MBT). Several types of MBT have become popular in recent years, including *mindfulness-based stress reduction* (MBSR) (e.g., Kabat-Zinn, 1982) and *mindfulness-based cognitive therapy* (MBCT) (e.g., Segal, Williams, & Teasdale, 2002).

MBSR uses meditation, yoga, and attention to physical experiences to reduce stress. The hope is that reducing a person's overall stress will allow that person to more objectively evaluate his or her thoughts. In MBCT, rather than reducing one's general stress to address a specific problem, attention is focused on one's thoughts and their associated emotions. For example,



One of the most important advantages of mindfulness based therapy is its level of accessibility to patients. [Image: Wayne MacPhail, <https://goo.gl/aSZanf>, CC BY-NC SA 2.0, <https://goo.gl/Toc0ZF>]

MBCT helps prevent relapses in depression by encouraging patients to evaluate their own thoughts objectively and without value judgment (Baer, 2003). Although cognitive behavioral therapy (CBT) may seem similar to this, it focuses on “pushing out” the maladaptive thought, whereas mindfulness-based cognitive therapy focuses on “not getting caught up” in it. The treatments used in MBCT have been used to address a wide range of illnesses, including depression, anxiety, chronic pain, coronary artery disease, and fibromyalgia (Hofmann, Sawyer, Witt & Oh, 2010).

Mindfulness and acceptance—in addition to being therapies in their own right—have also been used as “tools” in other cognitive-

behavioral therapies, particularly in **dialectical behavior therapy (DBT)** (e.g., Linehan, Armstrong, Suarez, Allmon, & Heard, 1991). DBT, often used in the treatment of borderline personality disorder, focuses on skills training. That is, it often employs mindfulness and cognitive behavioral therapy practices, but it also works to teach its patients “skills” they can use to correct maladaptive tendencies. For example, one skill DBT teaches patients is called *distress tolerance*—or, ways to cope with maladaptive thoughts and emotions in the moment. For example, people who feel an urge to cut themselves may be taught to snap their arm with a rubber band instead. The primary difference between DBT and CBT is that DBT employs techniques that address the symptoms of the problem (e.g., cutting oneself) rather than the problem itself (e.g., understanding the psychological motivation to cut oneself). CBT does not teach such skills training because of the concern that the skills—even though they may help in the short-term—may be harmful in the long-term, by maintaining maladaptive thoughts and behaviors.

DBT is founded on the perspective of a **dialectical worldview**. That is, rather than thinking of the world as “black and white,” or “only good and only bad,” it focuses on accepting that some things can have characteristics of both “good” and “bad.” So, in a case involving maladaptive thoughts, instead of teaching that a thought is entirely bad, DBT tries to help patients be less judgmental of their thoughts (as with mindfulness-based therapy) and encourages change through therapeutic progress, using cognitive-behavioral techniques as well as mindfulness

exercises.

Another form of treatment that also uses mindfulness techniques is acceptance and commitment therapy (ACT) (Hayes, Strosahl, & Wilson, 1999). In this treatment, patients are taught to observe their thoughts from a detached perspective (Hayes et al., 1999). ACT encourages patients *not* to attempt to change or avoid thoughts and emotions they observe in themselves, but to recognize which are beneficial and which are harmful. However, the differences among ACT, CBT, and other mindfulness-based treatments are a topic of controversy in the current literature.

Advantages and Disadvantages of Mindfulness-Based Therapy

Two key advantages of mindfulness-based therapies are their acceptability and accessibility to patients. Because yoga and meditation are already widely known in popular culture, consumers of mental healthcare are often interested in trying related psychological therapies. Currently, psychologists have not come to a consensus on the efficacy of MBT, though growing evidence supports its effectiveness for treating mood and anxiety disorders. For example, one review of MBT studies for anxiety and depression found that mindfulness-based interventions generally led to moderate symptom improvement (Hofmann et al., 2010).

Emerging Treatment Strategies



Recent improvements in video chat technology along with the proliferation of mobile devices like smartphones and tablets has made online delivery of therapy more commonplace. [Image: Noba, CC BY 2.0, <https://goo.gl/BRvSA7>]

With growth in research and technology, psychologists have been able to develop new treatment strategies in recent years. Often, these approaches focus on enhancing existing treatments, such as cognitive-behavioral therapies, through the use of technological advances. For example, *internet-* and *mobile-delivered therapies* make psychological treatments more available, through smartphones and online access. Clinician-supervised online CBT modules allow patients to access treatment from home on their own schedule—an opportunity particularly important for patients with less geographic or socioeconomic access to traditional

treatments. Furthermore, smartphones help extend therapy to patients' daily lives, allowing for symptom tracking, homework reminders, and more frequent therapist contact.

Another benefit of technology is cognitive bias modification. Here, patients are given exercises, often through the use of video games, aimed at changing their problematic thought processes. For example, researchers might use a mobile app to train alcohol abusers to avoid stimuli related to alcohol. One version of this game flashes four pictures on the screen—three alcohol cues (e.g., a can of beer, the front of a bar) and one health-related image (e.g., someone drinking water). The goal is for the patient to tap the healthy picture as fast as s/he can. Games like these aim to target patients' automatic, subconscious thoughts that may be difficult to direct through conscious effort. That is, by repeatedly tapping the healthy image, the patient learns to “ignore” the alcohol cues, so when those cues are encountered in the environment, they will be less likely to trigger the urge to drink. Approaches like these are promising because of their accessibility, however they require further research to establish their effectiveness.

Yet another emerging treatment employs *CBT-enhancing pharmaceutical agents*. These are drugs used to improve the effects of therapeutic interventions. Based on research from animal experiments, researchers have found that certain drugs influence the biological processes known to be involved in learning. Thus, if people take these drugs while going through psychotherapy, they are better able to “learn” the techniques for improvement. For example, the antibiotic d-cycloserine improves treatment for anxiety disorders by facilitating the learning processes that occur during exposure therapy. Ongoing research in this exciting area may prove to be quite fruitful.

Pharmacological Treatments

Up until this point, all the therapies we have discussed have been talk-based or meditative practices. However, psychiatric medications are also frequently used to treat mental disorders, including schizophrenia, bipolar disorder, depression, and anxiety disorders. Psychiatric drugs are commonly used, in part, because they can be prescribed by general medical practitioners, whereas only trained psychologists are qualified to deliver effective psychotherapy. While drugs and CBT therapies tend to be almost equally effective, choosing the best intervention depends on the disorder and individual being treated, as well as other factors—such as treatment availability and comorbidity (i.e., having multiple mental or physical disorders at once). Although many new drugs have been introduced in recent decades, there is still much we do not understand about their mechanism in the brain. Further research is needed to refine our understanding of both pharmacological and behavioral treatments before we can make firm claims about their effectiveness.

Integrative and Eclectic Psychotherapy

In discussing therapeutic orientations, it is important to note that some clinicians incorporate techniques from multiple approaches, a practice known as integrative or eclectic psychotherapy. For example, a therapist may employ distress tolerance skills from DBT (to resolve short-term problems), cognitive reappraisal from CBT (to address long-standing issues), and mindfulness-based meditation from MBCT (to reduce overall stress). And, in fact, between 13% and 42% of therapists have identified their own approaches as integrative or eclectic (Norcross & Goldfried, 2005).

Conclusion

Throughout human history we have had to deal with mental illness in one form or another. Over time, several schools of thought have emerged for treating these problems. Although various therapies have been shown to work for specific individuals, cognitive behavioral therapy is currently the treatment most widely supported by empirical research. Still, practices like psychodynamic therapies, person-centered therapy, mindfulness-based treatments, and acceptance and commitment therapy have also shown success. And, with recent advances in research and technology, clinicians are able to enhance these and other therapies to treat more patients more effectively than ever before. However, what is important in the end is that people actually seek out mental health specialists to help them with their problems. One of the biggest deterrents to doing so is that people don't understand what psychotherapy really entails. Through understanding how current practices work, not only can we better educate people about how to get the help they need, but we can continue to advance our treatments to be more effective in the future.

Outside Resources

Article: A personal account of the benefits of mindfulness-based therapy

<https://www.theguardian.com/lifeandstyle/2014/jan/11/julie-myerson-mindfulness-based-cognitive-therapy>

Article: The Effect of Mindfulness-Based Therapy on Anxiety and Depression: A Meta-Analytic Review

<https://www.ncbi.nlm.nih.gov/pmc/articles/PMC2848393/>

Video: An example of a person-centered therapy session.

<https://www.youtube.com/watch?v=4wTVbzbvBH0k>

Video: Carl Rogers, the founder of the humanistic, person-centered approach to psychology, discusses the position of the therapist in PCT.

<https://www.youtube.com/watch?v=o0neRQzudzw>

Video: CBT (cognitive behavioral therapy) is one of the most common treatments for a range of mental health problems, from anxiety, depression, bipolar, OCD or schizophrenia. This animation explains the basics and how you can decide whether it's best for you or not.

https://www.youtube.com/watch?v=9c_Bv_FBE-c

Web: An overview of the purpose and practice of cognitive behavioral therapy (CBT)

<http://psychcentral.com/lib/in-depth-cognitive-behavioral-therapy/>

Web: The history and development of psychoanalysis

<http://www.freudfile.org/psychoanalysis/history.html>

Discussion Questions

1. Psychoanalytic theory is no longer the dominant therapeutic approach, because it lacks empirical support. Yet many consumers continue to seek psychoanalytic or psychodynamic treatments. Do you think psychoanalysis still has a place in mental health treatment? If so, why?
2. What might be some advantages and disadvantages of technological advances in psychological treatment? What will psychotherapy look like 100 years from now?
3. Some people have argued that all therapies are about equally effective, and that they all

affect change through common factors such as the involvement of a supportive therapist. Does this claim sound reasonable to you? Why or why not?

4. When choosing a psychological treatment for a specific patient, what factors besides the treatment's demonstrated efficacy should be taken into account?

Vocabulary

Acceptance and commitment therapy

A therapeutic approach designed to foster nonjudgmental observation of one's own mental processes.

Automatic thoughts

Thoughts that occur spontaneously; often used to describe problematic thoughts that maintain mental disorders.

Cognitive bias modification

Using exercises (e.g., computer games) to change problematic thinking habits.

Cognitive-behavioral therapy (CBT)

A family of approaches with the goal of changing the thoughts and behaviors that influence psychopathology.

Comorbidity

Describes a state of having more than one psychological or physical disorder at a given time.

Dialectical behavior therapy (DBT)

A treatment often used for borderline personality disorder that incorporates both cognitive-behavioral and mindfulness elements.

Dialectical worldview

A perspective in DBT that emphasizes the joint importance of change and acceptance.

Exposure therapy

A form of intervention in which the patient engages with a problematic (usually feared) situation without avoidance or escape.

Free association

In psychodynamic therapy, a process in which the patient reports all thoughts that come to mind without censorship, and these thoughts are interpreted by the therapist.

Integrative or eclectic psychotherapy

Also called integrative psychotherapy, this term refers to approaches combining multiple orientations (e.g., CBT with psychoanalytic elements).

Integrative or eclectic psychotherapy

Also called integrative psychotherapy, this term refers to approaches combining multiple orientations (e.g., CBT with psychoanalytic elements).

Mindfulness

A process that reflects a nonjudgmental, yet attentive, mental state.

Mindfulness-based therapy

A form of psychotherapy grounded in mindfulness theory and practice, often involving meditation, yoga, body scan, and other features of mindfulness exercises.

Person-centered therapy

A therapeutic approach focused on creating a supportive environment for self-discovery.

Psychoanalytic therapy

Sigmund Freud's therapeutic approach focusing on resolving unconscious conflicts.

Psychodynamic therapy

Treatment applying psychoanalytic principles in a briefer, more individualized format.

Reappraisal, or Cognitive restructuring

The process of identifying, evaluating, and changing maladaptive thoughts in psychotherapy.

Schema

A mental representation or set of beliefs about something.

Unconditional positive regard

In person-centered therapy, an attitude of warmth, empathy and acceptance adopted by the therapist in order to foster feelings of inherent worth in the patient.

References

- Baer, R. (2003). Mindfulness training as a clinical intervention: A conceptual and empirical review. *Clinical Psychology: Science and Practice*, 10, 125–143.
- Beck, A. T. (1979). *Cognitive therapy and the emotional disorders*. New York, NY: New American Library/Meridian.
- Bishop, S. R., Lau, M., Shapiro, S., Carlson, L., Anderson, N. D., Carmody, J., Segal, Z. V., Abbey, S., Speca, M., Velting, D., & Devins, G. (2004). Mindfulness: A proposed operational definition. *Clinical Psychology: Science and Practice*, 11, 230–241.
- Butler, A. C., Chapman, J. E., Forman, E. M., & Beck, A. T. (2006). The empirical status of cognitive behavioral therapy: A review of meta-analyses. *Clinical Psychology Review*, 26, 17–31.
- Cuijpers, P., Driessen, E., Hollon, S.D., van Oppen, P., Barth, J., & Andersson, G. (2012). The efficacy of non-directive supportive therapy for adult depression: A meta-analysis. *Clinical Psychology Review*, 32, 280–291.
- Driessen, E., Cuijpers, P., de Maat, S. C. M., Abbass, A. A., de Jonghe, F., & Dekker, J. J. M. (2010). The efficacy of short-term psychodynamic psychotherapy for depression: A meta-analysis. *Clinical Psychology Review*, 30, 25–36.
- Ellis, A. (1962). *Reason and emotion in psychotherapy*. New York, NY: Lyle Stuart.
- Ellis, A. (1957). Rational psychotherapy and individual psychology. *Journal of Individual Psychology*, 13, 38–44.
- Freud, S. (1955). *The interpretation of dreams*. London, UK: Hogarth Press (Original work published 1900).
- Freud, S. (1955). *Studies on hysteria*. London, UK: Hogarth Press (Original work published 1895).
- Freud, S. (1955). *Beyond the pleasure principle*. H London, UK: Hogarth Press (Original work published 1920).
- Friedli, K., King, M. B., Lloyd, M., & Horder, J. (1997). Randomized controlled assessment of non-directive psychotherapy versus routine general-practitioner care. *Lancet*, 350, 1662–1665.
- Hayes, S. C., Strosahl, K., & Wilson, K. G. (1999). *Acceptance and Commitment Therapy*. New York, NY: Guilford Press.
- Hofmann, S. G., Asnaani, A., Vonk, J. J., Sawyer, A. T., & Fang, A. (2012). The efficacy of cognitive behavioral therapy: A review of meta-analyses. *Cognitive Therapy and Research*, 36, 427–440.
- Hofmann, S. G., Sawyer, A. T., Witt, A., & Oh, D. (2010). The effect of mindfulness-based therapy on anxiety and depression: A meta-analytic review. *Journal of Consulting and Clinical*

Psychology, 78, 169–183

- Kabat-Zinn J. (2003). Mindfulness-based interventions in context: Past, present, and future. *Clinical Psychology: Science and Practice*, 10, 144–156.
- Kabat-Zinn, J. (1982). An outpatient program in behavioral medicine for chronic pain patients\\nbased on the practice of mindfulness meditation: Theoretical considerations and preliminary results. *General Hospital Psychiatry*, 4, 33–47.
- Kessler, R. C., Berglund, P., Demler, O., Jin, R., Merikangas, K. R., & Walters, E. E. (2005). Lifetime prevalence and age of onset distribution of DSM-IV disorders in the National Comorbidity Survey Replication. *Archives of General Psychiatry*, 62, 593–602.
- Leichsenring, F., & Rabung, S. (2008). Effectiveness of long-term psychodynamic psychotherapy: A meta-analysis. *Journal of the American Medical Association*, 300, 1551–1565.
- Linehan, M. M., Armstrong, H.-E., Suarez, A., Allmon, D., & Heard, H. L. (1991). Cognitive-behavioral treatment of chronically suicidal borderline patients. *Archives of General Psychiatry*, 48, 1060–1064.
- Nasser, M. (1987). Psychiatry in ancient Egypt. *Bulletin of the Royal College of Psychiatrists*, 11, 420–422.
- Norcross, J. C. & Goldfried, M. R. (2005). *Handbook of Psychotherapy Integration*. New York, NY: Oxford University Press.
- Rogers, C. (1951). *Client-Centered Therapy*. Cambridge, MA: Riverside Press.
- Segal, Z. V., Williams, J. M. G., & Teasdale, J. D. (2002). *Mindfulness-Based Cognitive Therapy\\nfor Depression: A New Approach to Preventing Relapse*. New York, NY: Guilford Press.

Psychopharmacology

Susan Barron

Psychopharmacology is the study of how drugs affect behavior. If a drug changes your perception, or the way you feel or think, the drug exerts effects on your brain and nervous system. We call drugs that change the way you think or feel psychoactive or psychotropic drugs, and almost everyone has used a psychoactive drug at some point (yes, caffeine counts). Understanding some of the basics about psychopharmacology can help us better understand a wide range of things that interest psychologists and others. For example, the pharmacological treatment of certain neurodegenerative diseases such as Parkinson's disease tells us something about the disease itself. The pharmacological treatments used to treat psychiatric conditions such as schizophrenia or depression have undergone amazing development since the 1950s, and the drugs used to treat these disorders tell us something about what is happening in the brain of individuals with these conditions. Finally, understanding something about the actions of drugs of abuse and their routes of administration can help us understand why some psychoactive drugs are so addictive. In this module, we will provide an overview of some of these topics as well as discuss some current controversial areas in the field of psychopharmacology.

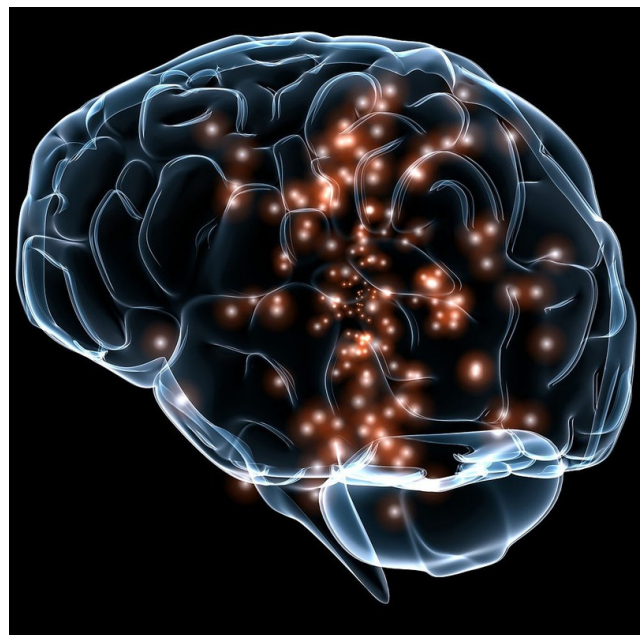
Learning Objectives

- How do the majority of psychoactive drugs work in the brain?
- How does the route of administration affect how rewarding a drug might be?
- Why is grapefruit dangerous to consume with many psychotropic medications?
- Why might individualized drug doses based on genetic screening be helpful for treating conditions like depression?
- Why is there controversy regarding pharmacotherapy for children, adolescents, and the elderly?

Introduction

Psychopharmacology, the study of how drugs affect the brain and behavior, is a relatively new science, although people have probably been taking drugs to change how they feel from early in human history (consider the of eating fermented fruit, ancient beer recipes, chewing on the leaves of the cocaine plant for stimulant properties as just some examples). The word *psychopharmacology* itself tells us that this is a field that bridges our understanding of behavior (and brain) and pharmacology, and the range of topics included within this field is extremely broad.

Virtually any drug that changes the way you feel does this by altering how neurons communicate with each other. Neurons (86 billion in your nervous system) communicate with each other by releasing a chemical (**neurotransmitter**) across a tiny space between two neurons (the **synapse**). When the neurotransmitter crosses the synapse, it binds to a postsynaptic receptor (protein) on the receiving neuron and the message may then be transmitted onward. Obviously, neurotransmission is far more complicated than this – links at the end of this module can provide some useful background if you want more detail – but the first step is understanding that virtually all **psychoactive drugs** interfere with or alter how neurons communicate with each other.



Drugs that alter our feelings and behavior do so by affecting the communication between neurons in the brain. [Image: <https://goo.gl/oQCafL>, CC0 Public Domain, <https://goo.gl/m25gce>]

There are many neurotransmitters. Some of the most important in terms of psychopharmacological treatment and drugs of abuse are outlined in Table 1. The neurons that release these neurotransmitters, for the most part, are localized within specific circuits of the brain that mediate these behaviors. Psychoactive drugs can either increase activity at the synapse (these are called **agonists**) or reduce activity at the synapse (**antagonists**). Different drugs do this by different mechanisms, and some examples of agonists and antagonists are presented in Table 2. For each example, the drug's trade name, which is the name of the drug provided by the drug company, and generic name (in parentheses) are

provided.

Neurotransmitter	Abbreviation	Behaviors or Diseases Related to These Neurotransmitter
Acetylcholine	ACh	Learning and memory; Alzheimer's disease; muscle movement in the peripheral nervous system
Dopamine	DA	Reward circuits; Motor circuits involved in Parkinson's disease; Schizophrenia
Norepinephrine	NE	Arousal; Depression
Serotonin	5HT	Depression; Aggression; Schizophrenia
Glutamate	GLU	Learning; Major excitatory neurotransmitter in the brain
GABA	GABA	Anxiety disorders; Epilepsy; Major inhibitory neurotransmitter in the brain
Endogenous Opioids	Endorphins, Enkephalins	Pain; Analgesia; Reward

Table 1

A very useful link at the end of this module shows the various steps involved in neurotransmission and some ways drugs can alter this.

Table 2 provides examples of drugs and their primary mechanism of action, but it is very important to realize that drugs also have effects on other neurotransmitters. This contributes to the kinds of side effects that are observed when someone takes a particular drug. The reality is that no drugs currently available work only exactly where we would like in the brain or only on a specific neurotransmitter. In many cases, individuals are sometimes prescribed one **psychotropic drug** but then may also have to take additional drugs to reduce the side effects caused by the initial drug. Sometimes individuals stop taking medication because the side effects can be so profound.

Pharmacokinetics: What Is It – Why Is It Important?

While this section may sound more like pharmacology, it is important to realize how important pharmacokinetics can be when considering psychoactive drugs. **Pharmacokinetics** refers to how the body handles a drug that we take. As mentioned earlier, psychoactive drugs exert

Drug	Mechanism	Use	Agonist/Antagonist
L-dopa	Increase synthesis of DA	Parkinson's disease	Agonist for DA
Adderall (mixed salts amphetamine)	Increase release of DA, NE	ADHD	Agonist for DA, NE
Ritalin (methylphenidate)	Blocks removal of DA, NE, and lesser (5HT) from synapse	ADHD	Agonist for DA, NE mostly
Aricept (donepezil)	Blocks removal of ACh from synapse	Alzheimer's disease	Agonist for ACh
Prozac (fluoxetine)	Blocks removal of 5HT from synapse	Depression, obsessive compulsive disorder	Agonist 5HT
Seroquel (quetiapine)	Blocks DA and 5HT receptors	Schizophrenia, bipolar disorder	Antagonist for DA, 5HT
Revia (naltrexone)	Blocks opiod post-synaptic receptors	Alcoholism, opiod addiction	Antagonist (for opioids)

Table 2

their effects on behavior by altering neuronal communication in the brain, and the majority of drugs reach the brain by traveling in the blood. The acronym ADME is often used with A

standing for absorption (how the drug gets into the blood), Distribution (how the drug gets to the organ of interest – in this module, that is the brain), Metabolism (how the drug is broken down so it no longer exerts its psychoactive effects), and Excretion (how the drug leaves the body). We will talk about a couple of these to show their importance for considering psychoactive drugs.



A drug delivered by IV reaches the brain more quickly than if the drug is taken orally. While rapid delivery has advantages, there are also risks involved with IV administration. [Image: Calleamanecer, <https://goo.gl/OX6Yj5>, CC BY-SA 3.0, <https://goo.gl/eLCn2O>]

Drug Administration

There are many ways to take drugs, and these routes of drug administration can have a significant impact on how quickly that drug reaches brain. The most common route of administration is oral administration, which is relatively slow and – perhaps

surprisingly – often the most variable and complex route of administration. Drugs enter the stomach and then get absorbed by the blood supply and capillaries that line the small intestine. The rate of absorption can be affected by a variety of factors including the quantity and the type of food in the stomach (e.g., fats vs. proteins). This is why the medicine label for some drugs (like antibiotics) may specifically state foods that you should or should NOT consume within an hour of taking the drug because they can affect the rate of absorption. Two of the most rapid routes of administration include inhalation (i.e., smoking or gaseous anesthesia) and intravenous (IV) in which the drug is injected directly into the vein and hence the blood supply. Both of these routes of administration can get the drug to brain in less than 10 seconds. IV administration also has the distinction of being the most dangerous because if there is an adverse drug reaction, there is very little time to administer any antidote, as in the case of an IV heroin overdose.

Why might how quickly a drug gets to the brain be important? If a drug activates the reward circuits in the brain AND it reaches the brain very quickly, the drug has a high risk for abuse and addiction. Psychostimulants like amphetamine or cocaine are examples of drugs that have high risk for abuse because they are agonists at DA neurons involved in reward AND because these drugs exist in forms that can be either smoked or injected intravenously. Some argue that cigarette smoking is one of the hardest addictions to quit, and although part of the reason for this may be that smoking gets the nicotine into the brain very quickly (and indirectly acts on DA neurons), it is a more complicated story. For drugs that reach the brain very quickly, not only is the drug very addictive, but so are the cues associated with the drug (see Rohsenow, Niaura, Childress, Abrams, & Monti, 1990). For a crack user, this could be the pipe that they use to smoke the drug. For a cigarette smoker, however, it could be something as normal as finishing dinner or waking up in the morning (if that is when the smoker usually has a cigarette). For both the crack user and the cigarette smoker, the cues associated with the drug may actually cause craving that is alleviated by (you guessed it) – lighting a cigarette or using crack (i.e., relapse). This is one of the reasons individuals that enroll in drug treatment programs, especially out-of-town programs, are at significant risk of relapse if they later find themselves in proximity to old haunts, friends, etc. But this is much *more* difficult for a cigarette smoker. How can someone avoid eating? Or avoid waking up in the morning, etc. These examples help you begin to understand how important the route of administration can be for psychoactive drugs.

Drug Metabolism

Metabolism involves the breakdown of psychoactive drugs, and this occurs primarily in the liver. The liver produces enzymes (proteins that speed up a chemical reaction), and these

enzymes help catalyze a chemical reaction that breaks down psychoactive drugs. Enzymes exist in “families,” and many psychoactive drugs are broken down by the same family of enzymes, the cytochrome P450 superfamily. There is not a unique enzyme for each drug; rather, certain enzymes can break down a wide variety of drugs. Tolerance to the effects of many drugs can occur with repeated exposure; that is, the drug produces less of an effect over time, so more of the drug is needed to get the same effect. This is particularly true for sedative drugs like alcohol or opiate-based painkillers. *Metabolic tolerance* is one kind of tolerance and it takes place in the liver. Some drugs (like alcohol) cause **enzyme induction** – an increase in the enzymes produced by the liver. For example, chronic drinking results in alcohol being broken down more quickly, so the alcoholic needs to drink more to get the same effect – of course, until so much alcohol is consumed that it damages the liver (alcohol can cause fatty liver or cirrhosis).

Recent Issues Related to Psychotropic Drugs and Metabolism

Grapefruit Juice and Metabolism



Grapefruit can interfere with enzymes in the liver that help the body to process certain drugs. [Image: CC0 Public Domain, <https://goo.gl/m25gce>]

Certain types of food in the stomach can alter the rate of drug absorption, and other foods can also alter the rate of drug metabolism. The most well known is grapefruit juice. Grapefruit juice suppresses cytochrome P450 enzymes in the liver, and these liver enzymes normally break down a large variety of drugs (including some of the psychotropic drugs). If the enzymes are suppressed, drug levels can build up to potentially toxic levels. In this case, the effects can persist for extended periods of time after the consumption of grapefruit juice. As of 2013, there are at least 85 drugs shown to adversely interact with grapefruit juice (Bailey, Dresser, & Arnold, 2013). Some psychotropic drugs that are likely to interact with grapefruit juice include carbamazepine (Tegretol), prescribed for

bipolar disorder; diazepam (Valium), used to treat anxiety, alcohol withdrawal, and muscle spasms; and fluvoxamine (Luvox), used to treat obsessive compulsive disorder and

depression. A link at the end of this module gives the latest list of drugs reported to have this unusual interaction.

Individualized Therapy, Metabolic Differences, and Potential Prescribing Approaches for the Future

Mental illnesses contribute to more disability in western countries than all other illnesses including cancer and heart disease. Depression alone is predicted to be the second largest contributor to disease burden by 2020 (World Health Organization, 2004). The numbers of people affected by mental health issues are pretty astonishing, with estimates that 25% of adults experience a mental health issue in any given year, and this affects not only the individual but their friends and family. One in 17 adults experiences a serious mental illness (Kessler, Chiu, Demler, & Walters, 2005). Newer antidepressants are probably the most frequently prescribed drugs for treating mental health issues, although there is no “magic bullet” for treating depression or other conditions. Pharmacotherapy with psychological therapy may be the most beneficial treatment approach for many psychiatric conditions, but there are still many unanswered questions. For example, why does one antidepressant help one individual yet have no effect for another? Antidepressants can take 4 to 6 weeks to start improving depressive symptoms, and we don't really understand why. Many people do not respond to the first antidepressant prescribed and may have to try different drugs before finding something that works for them. Other people just do not improve with antidepressants (Ioannidis, 2008). As we better understand why individuals differ, the easier and more rapidly we will be able to help people in distress.

One area that has received interest recently has to do with an individualized treatment approach. We now know that there are genetic differences in some of the cytochrome P450 enzymes and their ability to break down drugs. The general population falls into the following 4 categories: 1) *ultra-extensive metabolizers* break down certain drugs (like some of the current antidepressants) very, very quickly, 2) *extensive metabolizers* are also able to break down drugs fairly quickly, 3) *intermediate metabolizers* break down drugs more slowly than either of the two above groups, and finally 4) *poor metabolizers* break down drugs much more slowly than all of the other groups. Now consider someone receiving a prescription for an antidepressant – what would the consequences be if they were either an ultra-extensive metabolizer or a poor metabolizer? The ultra-extensive metabolizer would be given antidepressants and told it will probably take 4 to 6 weeks to begin working (this is true), but they metabolize the medication so quickly that it will never be effective for them. In contrast, the poor metabolizer given the same daily dose of the same antidepressant may build up such high levels in their blood (because they are not breaking the drug down), that they will have a wide range of side effects

and feel really badly – also not a positive outcome. What if – instead – prior to prescribing an antidepressant, the doctor could take a blood sample and determine which type of metabolizer a patient actually was? They could then make a much more informed decision about the best dose to prescribe. There are new genetic tests now available to better individualize treatment in just this way. A blood sample can determine (at least for some drugs) which category an individual fits into, but we need data to determine if this actually is effective for treating depression or other mental illnesses (Zhou, 2009). Currently, this genetic test is expensive and not many health insurance plans cover this screen, but this may be an important component in the future of psychopharmacology.

Other Controversial Issues

Juveniles and Psychopharmacology

A recent Centers for Disease Control (CDC) report has suggested that as many as 1 in 5 children between the ages of 5 and 17 may have some type of mental disorder (e.g., ADHD, autism, anxiety, depression) (CDC, 2013). The incidence of bipolar disorder in children and adolescents has also increased 40 times in the past decade (Moreno, Laje, Blanco, Jiang, Schmidt, & Olfson, 2007), and it is now estimated that 1 in 88 children have been diagnosed with an autism spectrum disorder (CDC, 2011). Why has there been such an increase in these numbers? There is no single answer to this important question. Some believe that greater public awareness has contributed to increased teacher and parent referrals. Others argue that the increase stems from changes in criterion currently used for diagnosing. Still others suggest environmental factors, either prenatally or postnatally, have contributed to this upsurge.

We do not have an answer, but the question does bring up an additional controversy related to how we should treat this population of children and adolescents. Many psychotropic drugs used for treating psychiatric disorders have been tested in adults, but few have been tested for safety



There are concerns about both the safety and efficacy of drugs like Prozac for children and teens. [Image: zaza_bj, CC BY-NC-SA 2.0, <https://goo.gl/Toc0ZF>]

or efficacy with children or adolescents. The most well-established psychotropics prescribed for children and adolescents are the psychostimulant drugs used for treating attention deficit hyperactivity disorder (ADHD), and there are clinical data on how effective these drugs are. However, we know far less about the safety and efficacy in young populations of the drugs typically prescribed for treating anxiety, depression, or other psychiatric disorders. The young brain continues to mature until probably well after age 20, so some scientists are concerned that drugs that alter neuronal activity in the developing brain could have significant consequences. There is an obvious need for clinical trials in children and adolescents to test the safety and effectiveness of many of these drugs, which also brings up a variety of ethical questions about who decides what children and adolescents will participate in these clinical trials, who can give consent, who receives reimbursements, etc.

The Elderly and Psychopharmacology

Another population that has not typically been included in clinical trials to determine the safety or effectiveness of psychotropic drugs is the elderly. Currently, there is very little high-quality evidence to guide prescribing for older people – clinical trials often exclude people with multiple comorbidities (other diseases, conditions, etc.), which are typical for elderly populations (see Hilmer and Gnjdickt, 2008; Pollock, Forsyth, & Bies, 2008). This is a serious issue because the elderly consume a disproportionate number of the prescription meds prescribed. The term **polypharmacy** refers to the use of multiple drugs, which is very common

Clinical Trial Subjects	Aged Patients Who Receive Drug Therapies
One drug	Drug of interest and medications
Single doses	Chronic administration
No disease	Multiple diseases
No alcohol, tobacco, OTC* drugs, nutraceuticals	OTC* drugs, nutraceuticals, alcohol, tobacco, and other
20-40 years (vs 60-75 years)	65-100+ years
Caucasians	Caucasians and minorities
Selection bias	All comers/socioeconomic basis

*OTC = Over the counter

Table 3. Characteristics of clinical trial subjects vs. actual patients. (Reprinted by permission from Schwartz & Abernethy, 2008.)

in elderly populations in the United States. As our population ages, some estimate that the proportion of people 65 or older will reach 20% of the U.S. population by 2030, with this group consuming 40% of the prescribed medications. As shown in Table 3 (from Schwartz and Abernethy, 2008), it is quite clear why the typical clinical trial that looks at the safety and effectiveness of psychotropic drugs can be problematic if we try to interpret these results for an elderly population.

Metabolism of drugs is often slowed considerably for elderly populations, so less drug can produce the same effect (or all too often, too much drug can result in a variety of side effects). One of the greatest risk factors for elderly populations is falling (and breaking bones), which can happen if the elderly person gets dizzy from too much of a drug. There is also evidence that psychotropic medications can reduce bone density (thus worsening the consequences if someone falls) (Brown & Mezuk, 2012). Although we are gaining an awareness about some of the issues facing pharmacotherapy in older populations, this is a very complex area with many medical and ethical questions.

This module provided an introduction of some of the important areas in the field of psychopharmacology. It should be apparent that this module just touched on a number of topics included in this field. It should also be apparent that understanding more about psychopharmacology is important to anyone interested in understanding behavior and that our understanding of issues in this field has important implications for society.

Outside Resources

Video: Neurotransmission

<http://www.youtube.com/watch?v=FR4S1BqdFG4>

Web: Description of how some drugs work and the brain areas involved - 1

<http://www.drugabuse.gov/news-events/nida-notes/2007/10/impacts-drugs-neurotransmission>

Web: Description of how some drugs work and the brain areas involved - 2

<http://learn.genetics.utah.edu/content/addiction/mouse/>

Web: Information about how neurons communicate and the reward pathways

<http://learn.genetics.utah.edu/content/addiction/rewardbehavior/>

Web: National Institute of Alcohol Abuse and Alcoholism

<http://www.niaaa.nih.gov/>

Web: National Institute of Drug Abuse

<http://www.drugabuse.gov/>

Web: National Institute of Mental Health

<http://www.nimh.nih.gov/index.shtml>

Web: Neurotransmission

https://science.education.nih.gov/supplements/nih2/Addiction/activities/lesson2_neurotransmission.html

Web: Report of the Working Group on Psychotropic Medications for Children and Adolescents: Psychopharmacological, Psychosocial, and Combined Interventions for Childhood Disorders: Evidence Base, Contextual Factors, and Future Directions (2008):

<http://www.apa.org/pi/families/resources/child-medications.pdf>

Web: Ways drugs can alter neurotransmission

http://thebrain.mcgill.ca/flash/d/d_03/d_03_m/d_03_m_par/d_03_m_par.html

Discussion Questions

1. What are some of the issues surrounding prescribing medications for children and

adolescents? How might this be improved?

2. What are some of the factors that can affect relapse to an addictive drug?
3. How might prescribing medications for depression be improved in the future to increase the likelihood that a drug would work and minimize side effects?

Vocabulary

Agonists

A drug that increases or enhances a neurotransmitter's effect.

Antagonist

A drug that blocks a neurotransmitter's effect.

Enzyme

A protein produced by a living organism that allows or helps a chemical reaction to occur.

Enzyme induction

Process through which a drug can enhance the production of an enzyme.

Metabolism

Breakdown of substances.

Neurotransmitter

A chemical substance produced by a neuron that is used for communication between neurons.

Pharmacokinetics

The action of a drug through the body, including absorption, distribution, metabolism, and excretion.

Polypharmacy

The use of many medications.

Psychoactive drugs

A drug that changes mood or the way someone feels.

Psychotropic drug

A drug that changes mood or emotion, usually used when talking about drugs prescribed for various mental conditions (depression, anxiety, schizophrenia, etc.).

Synapse

The tiny space separating neurons.

References

- Bailey D. G., Dresser G., & Arnold J. M. (2013). Grapefruit-medication interactions: forbidden fruit or avoidable consequences? *Canadian Medical Association Journal*, 185, 309–316.
- Brown, M. J., & Mezuk, B. (2012). Brains, bones, and aging: psychotropic medications and bone health among older adults. *Current Osteoporosis Reports*, 10, 303–311.
- Centers for Disease Control and Prevention (2011) Prevalence of autism spectrum disorders – autism and developmental disabilities monitoring network, 14 sites, United States, 2008. *Morbidity and Mortality Weekly Report* 61(SS03) 1–19.
- Centers for Disease Control and Prevention. (2013) Mental health surveillance among children – United States, 2005–2011. *Morbidity and Mortality Weekly Report* 62 Suppl, 1–35.
- Hilmer, N., & Gnjdickt, D. (2008). The effects of polypharmacy in older adults. *Clinical Pharmacology & Therapeutics*, 85, 86–88.
- Ioannidis, J. P. A. (2008). Effectiveness of antidepressants: an evidence myth constructed from a thousand randomized trials? *Philosophy, Ethics and Humanities in Medicine*, 3, 14.
- Kessler, R. C., Chiu, W. T., Demler, O., & Walters, E. E. (2005). Prevalence, severity, and comorbidity of twelve-month DSM-IV disorders in the National Comorbidity Survey Replication (NCS-R). *Archives of General Psychiatry*, 62, 617–627.
- Moreno, C., Laje, G., Blanco, C., Jiang, H., Schmidt, A. B., & Olfson, M., (2007). National trends in the outpatient diagnosis and treatment of bipolar disorder in youth. *Archives of General Psychiatry*, 64(9), 1032–1039.
- Pollock, B. G., Forsyth, C. E., & Bies, R. R. (2008). The critical role of clinical pharmacology in geriatric psychopharmacology. *Clinical Pharmacology & Therapeutics*, 85, 89–93.
- Rohsenow, D. J., Niaura, R. S., Childress, A. R., Abrams, D. B., & Monti, P. M. (1990). Cue reactivity in addictive behaviors: Theoretical and treatment implications. *International Journal of Addiction*, 25, 957–993.
- Schwartz, J. B., & Abernethy, D. R. (2008). Aging and medications: Past, present, future. *Clinical Pharmacology & Therapeutics*, 85, 3–10.
- World Health Organization. (2004). *Promoting mental health: concepts, emerging evidence, practice* (Summary Report). Geneva, Switzerland: Author. Retrieved from http://www.who.int/mental_health/evidence/en/promoting_mhh.pdf
- Zhou, S. F. (2009). Polymorphism of human cytochrome P450 2D6 and its clinical significance: Part II. *Clinical Pharmacokinetics*, 48, 761–804.

Social Psychology

Social Cognition and Attitudes

Yanine D. Hess & Cynthia L. Pickett

Social cognition is the area of social psychology that examines how people perceive and think about their social world. This module provides an overview of key topics within social cognition and attitudes, including judgmental heuristics, social prediction, affective and motivational influences on judgment, and explicit and implicit attitudes.

Learning Objectives

- Learn how we simplify the vast array of information in the world in a way that allows us to make decisions and navigate our environments efficiently.
- Understand some of the social factors that influence how we reason.
- Determine if our reasoning processes are always conscious, and if not, what some of the effects of automatic/nonconscious cognition are.
- Understand the difference between explicit and implicit attitudes, and the implications they have for behavior.

Introduction

Imagine you are walking toward your classroom and you see your teacher and a fellow student you know to be disruptive in class whispering together in the hallway. As you approach, both of them quit talking, nod to you, and then resume their urgent whispers after you pass by. What would you make of this scene? What story might you tell yourself to help explain this interesting and unusual behavior?

People know intuitively that we can better understand others' behavior if we know the thoughts contributing to the behavior. In this example, you might guess that your teacher harbors several concerns about the disruptive student, and therefore you believe their whispering is related to this. The area of social psychology that focuses on how people think about others and about the social world is called social cognition.

Researchers of social cognition study how people make sense of themselves and others to make judgments, form attitudes, and make predictions about the future. Much of the research in social cognition has demonstrated that humans are adept at distilling large amounts of information into smaller, more usable chunks, and that we possess many cognitive tools that allow us to efficiently navigate our environments. This research has also illuminated many social factors that can influence these judgments and predictions. Not only can our past experiences, expectations, motivations, and moods impact our reasoning, but many of our decisions and behaviors are driven by unconscious processes and implicit attitudes we are unaware of having. The goal of this module is to highlight the mental tools we use to navigate and make sense of our complex social world, and describe some of the emotional, motivational, and cognitive factors that affect our reasoning.

Simplifying Our Social World

Consider how much information you come across on any given day; just looking around your bedroom, there are hundreds of objects, smells, and sounds. How do we simplify all this information to attend to what is important and make decisions quickly and efficiently? In part, we do it by forming schemas of the various people, objects, situations, and events we encounter. A schema is a mental model, or representation, of any of the various things we come across in our daily lives. A schema (related to the word schematic) is kind of like a mental blueprint for how we expect something to be or behave. It is an organized body of general information or beliefs we develop from direct encounters, as well as from secondhand sources. Rather than spending copious amounts of time learning about each new individual object (e. g., each new dog we see), we rely on our schemas to tell us that a newly encountered dog probably barks, likes to fetch, and enjoys treats. In this way, our schemas greatly reduce the amount of cognitive work we need to do and allow us to “go beyond the information given” (Bruner, 1957).

We can hold schemas about almost anything—individual people (*person schemas*), ourselves (*self-schemas*), and recurring events (*event schemas*, or *scripts*). Each of these types of schemas is useful in its own way. For example, event schemas allow us to navigate new situations efficiently and seamlessly. A script for dining at a restaurant would indicate that one should

wait to be seated by the host or hostess, that food should be ordered from a menu, and that one is expected to pay the check at the end of the meal. Because the majority of dining situations conform to this general format, most diners just need to follow their mental scripts to know what to expect and how they should behave, greatly reducing their cognitive workload.



Does the person in this image fit reasonably into your heuristic of a librarian? How representative is he of that category? [Image: University Library of Kyiv-Mohyla Academy, <https://goo.gl/LxQTuD>, CC BY-NC-SA 2.0, <https://goo.gl/Toc0ZF>]

Another important way we simplify our social world is by employing **heuristics**, which are mental shortcuts that reduce complex problem-solving to more simple, rule-based decisions. For example, have you ever had a hard time trying to decide on a book to buy, then you see one ranked highly on a book review website? Although selecting a book to purchase can be a complicated decision, you might rely on the “rule of thumb” that a recommendation from a credible source is likely a safe bet—so you buy it. A common instance of using heuristics is when people are faced with judging whether an object belongs to a particular category. For example, you would easily classify a pit bull into the category of “dog.” But what about a coyote? Or a fox? A plastic toy dog? In order to make this classification (and many others),

people may rely on the **representativeness heuristic** to arrive at a quick decision (Kahneman & Tversky, 1972, 1973). Rather than engaging in an in-depth consideration of the object’s attributes, one can simply judge the likelihood of the object belonging to a category, based on how similar it is to one’s mental representation of that category. For example, a perceiver may quickly judge a female to be an athlete based on the fact that the female is tall, muscular, and wearing sports apparel—which fits the perceiver’s representation of an athlete’s characteristics.

In many situations, an object’s similarity to a category is a good indicator of its membership in that category, and an individual using the representativeness heuristic will arrive at a correct judgment. However, when base-rate information (e.g., the actual percentage of athletes in the area and therefore the probability that this person actually *is* an athlete) conflicts with representativeness information, use of this heuristic is less appropriate. For example, if asked to judge whether a quiet, thin man who likes to read poetry is a classics professor at a

prestigious university or a truck driver, the representativeness heuristic might lead one to guess he's a professor. However, considering the base-rates, we know there are far fewer university classics professors than truck drivers. Therefore, although the man fits the mental image of a professor, the actual probability of him being one (considering the number of professors out there) is lower than that of being a truck driver.

In addition to judging whether things belong to particular categories, we also attempt to judge the likelihood that things will happen. A commonly employed heuristic for making this type of judgment is called the **availability heuristic**. People use the availability heuristic to evaluate the frequency or likelihood of an event based on how easily instances of it come to mind (Tversky & Kahneman, 1973). Because more commonly occurring events are more likely to be cognitively accessible (or, they come to mind more easily), use of the availability heuristic can lead to relatively good approximations of frequency. However, the heuristic can be less reliable when judging the frequency of relatively infrequent *but highly accessible* events. For example, do you think there are more words that begin with "k," or more that have "k" as the third letter? To figure this out, you would probably make a list of words that start with "k" and compare it to a list of words with "k" as the third letter. Though such a quick test may lead you to believe there are more words that begin with "k," the truth is that there are 3 times as many words that have "k" as the third letter (Schwarz et al., 1991). In this case, words beginning with "k" are more readily available to memory (i.e., more accessible), so they seem to be more numerous. Another example is the very common fear of flying: dying in a plane crash is extremely rare, but people often overestimate the probability of it occurring because plane crashes tend to be highly memorable and publicized.

In summary, despite the vast amount of information we are bombarded with on a daily basis, the mind has an entire kit of "tools" that allows us to navigate that information efficiently. In addition to category and frequency judgments, another common mental calculation we perform is predicting the future. We rely on our predictions about the future to guide our actions. When deciding what entrée to select for dinner, we may ask ourselves, "How happy will I be if I choose this over that?" The answer we arrive at is an example of a future prediction. In the next section, we examine individuals' ability to accurately predict others' behaviors, as well as their own future thoughts, feelings, and behaviors, and how these predictions can impact their decisions.

Making Predictions About the Social World


Whenever we face a decision, we predict our future behaviors or feelings in order to choose the best course of action. If you have a paper due in a week and have the option of going out

to a party or working on the paper, the decision of what to do rests on a few things: the amount of time you predict you will need to write the paper, your prediction of how you will feel if you do poorly on the paper, and your prediction of how harshly the professor will grade it.

In general, we make predictions about others quickly, based on relatively little information. Research on “thin-slice judgments” has shown that perceivers are able to make surprisingly accurate inferences about another person’s emotional state, personality traits, and even sexual orientation based on just snippets of information—for example, a 10-second video clip (Ambady, Bernieri, & Richeson, 2000; Ambady, Hallahan, & Conner, 1999; Ambady & Rosenthal, 1993). Furthermore, these judgments are predictive of the target’s future behaviors. For example, one study found that students’ ratings of a teacher’s warmth, enthusiasm, and attentiveness from a 30-second video clip strongly predicted that teacher’s final student evaluations after an entire semester (Ambady & Rosenthal, 1993). As might be expected, the more information there is available, the more accurate many of these judgments become (Carney, Colvin, & Hall, 2007).

Because we seem to be fairly adept at making predictions about others, one might expect predictions about the self to be foolproof, given the considerable amount of information one has about the self compared to others. To an extent, research has supported this conclusion. For example, our own predictions of our future academic performance are more accurate than peers’ predictions of our performance, and self-expressed interests better predict occupational choice than career inventories (Shrauger & Osberg, 1981). Yet, it is not always the case that we hold greater insight into ourselves. While our own assessment of our personality traits does predict certain behavioral tendencies better than peer assessment of our personality, for certain behaviors, peer reports are more accurate than self-reports

(Kolar, Funder, & Colvin, 1996; Vazire, 2010). Similarly, although we are generally aware of our knowledge, abilities, and future prospects, our perceptions are often overly positive, and we display overconfidence in their accuracy and potential (Metcalfe, 1998). For example, we tend



Although we can be reasonably certain that a winning lottery ticket will make us feel good, we tend to overestimate both how good we'll feel and for how long. [Image: CC0 Public Domain, <https://goo.gl/m25gce>]

to underestimate how much time it will take us to complete a task, whether it is writing a paper, finishing a project at work, or building a bridge—a phenomenon known as the **planning fallacy** (Buehler, Griffin, & Ross, 1994). The planning fallacy helps explain why so many college students end up pulling all-nighters to finish writing assignments or study for exams. The tasks simply end up taking longer than expected. On the positive side, the planning fallacy can also lead individuals to pursue ambitious projects that may turn out to be worthwhile. That is, if they had accurately predicted how much time and work it would have taken them, they may have never started it in the first place.

The other important factor that affects decision-making is our ability to predict how we will *feel* about certain outcomes. Not only do we predict whether we will feel positively or negatively, we also make predictions about how strongly and for how long we will feel that way. Research demonstrates that these predictions of one's future feelings—known as **affective forecasting**—are accurate in some ways but limited in others (Gilbert & Wilson, 2007). We are adept at predicting whether a future event or situation will make us feel positively or negatively (Wilson & Gilbert, 2003), but we often incorrectly predict the strength or duration of those emotions. For example, you may predict that if your favorite sports team loses an important match, you will be devastated. Although you're probably right that you will feel negative (and not positive) emotions, will you be able to accurately estimate how negative you'll feel? What about how long those negative feelings will last?

Predictions about future feelings are influenced by the **impact bias**: the tendency for a person to overestimate the *intensity* of their future feelings. For example, by comparing people's estimates of how they expected to feel after a specific event to their actual feelings after the event, research has shown that people generally overestimate how badly they will feel after a negative event—such as losing a job—and they also overestimate how happy they will feel after a positive event—such as winning the lottery (Brickman, Coates, & Janoff-Bullman, 1978). Another factor in these estimations is the **durability bias**. The durability bias refers to the tendency for people to overestimate *how long* (or, the *duration*) positive and negative events will affect them. This bias is much greater for predictions regarding negative events than positive events, and occurs because people are generally unaware of the many psychological mechanisms that help us adapt to and cope with negative events (Gilbert, Pinel, Wilson, Blumberg, & Wheatley, 1998; Wilson, Wheatley, Meyers, Gilbert, & Axson, 2000).

In summary, individuals form impressions of themselves and others, make predictions about the future, and use these judgments to inform their decisions. However, these judgments are shaped by our tendency to view ourselves in an overly positive light and our inability to appreciate our habituation to both positive and negative events. In the next section, we will discuss how motivations, moods, and desires also shape social judgment.

Hot Cognition: The Influence of Motivations, Mood, and Desires on Social Judgment

Although we may believe we are always capable of rational and objective thinking (for example, when we methodically weigh the pros and cons of two laundry detergents in an unemotional—i.e., “cold”—manner), our reasoning is often influenced by our motivations and mood. **Hot cognition** refers to the mental processes that are influenced by desires and feelings. For example, imagine you receive a poor grade on a class assignment. In this situation, your ability to reason objectively about the quality of your assignment may be limited by your anger toward the teacher, upset feelings over the bad grade, and your motivation to maintain your belief that you are a good student. In this sort of scenario, we may want the situation to turn out a particular way or our belief to be the truth. When we have these **directional goals**, we are motivated to reach a particular outcome or judgment and do not process information in a cold, objective manner.



Motivated skepticism is a bias that can easily impact our views of political candidates or issues. It may be more difficult to objectively evaluate the merits of a political argument if it comes from someone we don't expect to vote for. [Image: Senado Federal, <https://goo.gl/sIEPEv>, CC BY-NC 2.0, <https://goo.gl/VnKIK8>]

cautious—leading to indecision. In contrast, sometimes individuals are motivated to make a quick decision, without being particularly concerned about the quality of it. Imagine trying to

Directional goals can bias our thinking in many ways, such as leading to **motivated skepticism**, whereby we are skeptical of evidence that goes against what we want to believe despite the strength of the evidence (Ditto & Lopez, 1992). For example, individuals trust medical tests less if the results suggest they have a deficiency compared to when the results suggest they are healthy. Through this motivated skepticism, people often continue to believe what they want to believe, even in the face of nearly incontrovertible evidence to the contrary.

There are also situations in which we do not have wishes for a particular outcome but our goals bias our reasoning, anyway. For example, being motivated to reach an accurate conclusion can influence our reasoning processes by making us more

choose a restaurant with a group of friends when you're really hungry. You may choose whatever's nearby without caring if the restaurant is the best or not. This **need for closure** (the desire to come to a firm conclusion) is often induced by time constraints (when a decision needs to be made quickly) as well as by individual differences in the need for closure (Webster & Kruglanski, 1997). Some individuals are simply more uncomfortable with ambiguity than others, and are thus more motivated to reach clear, decisive conclusions.

Just as our goals and motivations influence our reasoning, our moods and feelings also shape our thinking process and ultimate decisions. Many of our decisions are based in part on our memories of past events, and our retrieval of memories is affected by our current mood. For example, when you are sad, it is easier to recall the sad memory of your dog's death than the happy moment you received the dog. This tendency to recall memories similar in valence to our current mood is known as **mood-congruent memory** (Blaney, 1986; Bower 1981, 1991; DeSteno, Petty, Wegener, & Rucker, 2000; Forgas, Bower, & Krantz, 1984; Schwarz, Strack, Kommer, & Wagner, 1987). The mood we were in when the memory was recorded becomes a retrieval cue; our present mood primes these congruent memories, making them come to mind more easily (Fiedler, 2001). Furthermore, because the availability of events in our memory can affect their perceived frequency (the availability heuristic), the biased retrieval of congruent memories can then impact the subsequent judgments we make (Tversky & Kahneman, 1973). For example, if you are retrieving many sad memories, you might conclude that you have had a tough, depressing life.


In addition to our moods influencing the specific memories we retrieve, our moods can also influence the broader judgments we make. This sometimes leads to inaccuracies when our current mood is irrelevant to the judgment at hand. In a classic study demonstrating this effect, researchers found that study participants rated themselves as less-satisfied with their lives in general if they were asked on a day when it happened to be raining vs. sunny (Schwarz & Clore, 1983). However, this occurred only if the participants were not aware that the weather might be influencing their mood. In essence, participants were in worse moods on rainy days than sunny days, and, if unaware of the weather's effect on their mood, they incorrectly used their mood as evidence of their overall life satisfaction.

In summary, our mood and motivations can influence both the way we think and the decisions we ultimately make. Mood can shape our thinking even when the mood is irrelevant to the judgment, and our motivations can influence our thinking even if we have no particular preference about the outcome. Just as we might be unaware of how our reasoning is influenced by our motives and moods, research has found that our behaviors can be determined by unconscious processes rather than intentional decisions, an idea we will explore in the next

section.

Automaticity

Do we actively choose and control all our behaviors or do some of these behaviors occur automatically? A large body of evidence now suggests that many of our behaviors are, in fact, **automatic**. A behavior or process is considered automatic if it is unintentional, uncontrollable, occurs outside of conscious awareness, or is cognitively efficient (Bargh & Chartrand, 1999). A process may be considered automatic even if it does not have all these features; for example, driving is a fairly automatic process, but is clearly intentional. Processes can become automatic through repetition, practice, or repeated associations. Staying with the driving example: although it can be very difficult and cognitively effortful at the start, over time it becomes a relatively automatic process, and aspects of it can occur outside conscious awareness.



Our tendency to subtly mimic the people we interact with is largely an unconscious behavior. [Image: Susan Sermoneta, <https://goo.gl/6yQXYp>, CC BY-NC-SA 2.0, <https://goo.gl/Toc0ZF>]

In addition to practice leading to the learning of automatic behaviors, some automatic processes, such as fear responses, appear to be innate. For example, people quickly detect negative stimuli, such as negative words, even when those stimuli are presented subliminally (Dijksterhuis & Aarts, 2003; Pratto & John, 1991). This may represent an evolutionarily adaptive response that makes individuals more likely to detect danger in their environment. Other innate automatic processes may have evolved due to their pro-social outcomes. The **chameleon effect**—where individuals nonconsciously

mimic the postures, mannerisms, facial expressions, and other behaviors of their interaction partners—is an example of how people may engage in certain behaviors without conscious intention or awareness (Chartrand & Bargh, 1999). For example, have you ever noticed that you've picked up some of the habits of your friends? Over time, but also in brief encounters, we will nonconsciously mimic those around us because of the positive social effects of doing so. That is, automatic mimicry has been shown to lead to more positive social interactions and to increase liking between the mimicked person and the mimicking person.

When concepts and behaviors have been repeatedly associated with each other, one of them

can be **primed**—i.e., made more cognitively accessible—by exposing participants to the (strongly associated) other one. For example, by presenting participants with the concept of a doctor, associated concepts such as “nurse” or “stethoscope” are primed. As a result, participants recognize a word like “nurse” more quickly (Meyer, & Schvaneveldt, 1971). Similarly, stereotypes can automatically prime associated judgments and behaviors. **Stereotypes** are our general beliefs about a group of people and, once activated, they may guide our judgments outside of conscious awareness. Similar to schemas, stereotypes involve a mental representation of how we expect a person will think and behave. For example, someone’s mental schema for women may be that they’re caring, compassionate, and maternal; however, a stereotype would be that *all* women are examples of this schema. As you know, assuming all people are a certain way is not only wrong but insulting, especially if negative traits are incorporated into a schema and subsequent stereotype.

In a now classic study, Patricia Devine (1989) primed study participants with words typically associated with Black people (e.g., “blues,” “basketball”) in order to activate the stereotype of Black people. Devine found that study participants who were primed with the Black stereotype judged a target’s ambiguous behaviors as being more hostile (a trait stereotypically associated with Black people) than nonprimed participants. Research in this area suggests that our social context—which constantly bombards us with concepts—may prime us to form particular judgments and influence our thoughts and behaviors.

In summary, there are many cognitive processes and behaviors that occur outside of our awareness and despite our intentions. Because automatic thoughts and behaviors do not require the same level of cognitive processing as conscious, deliberate thinking and acting, automaticity provides an efficient way for individuals to process and respond to the social world. However, this efficiency comes at a cost, as unconsciously held stereotypes and attitudes can sometimes influence us to behave in unintended ways. We will discuss the consequences of both consciously and unconsciously held attitudes in the next section.

Attitudes and Attitude Measurement

When we encounter a new object or person, we often form an attitude toward it (him/her). An **attitude** is a “psychological tendency that is expressed by evaluating a particular entity with some degree of favor or disfavor” (Eagly & Chaiken, 1993, p. 1). In essence, our attitudes are our general evaluations of things (i.e., do you regard this thing positively or negatively?) that can bias us toward having a particular response to it. For example, a negative attitude toward mushrooms would predispose you to avoid them and think negatively of them in other ways. This bias can be long- or short-term and can be overridden by another experience with

the object. Thus, if you encounter a delicious mushroom dish in the future, your negative attitude could change to a positive one.

Traditionally, attitudes have been measured through **explicit attitude** measures, in which participants are directly asked to provide their attitudes toward various objects, people, or issues (e.g., a survey).

For example, in a semantic-differential scale, respondents are asked to provide evaluations of an attitude object using a series of negative to positive response scales—which have something like “unpleasant” at one end of the scale and “pleasant” at the other (Osgood, Suci, & Tannenbaum, 1957). In a Likert scale, respondents are asked to indicate their agreement level with various evaluative statements, such as, “I believe that psychology is the most interesting major” (Likert, 1932). Here, participants mark their selection between something like “strongly disagree” and “strongly agree.” These explicit measures of attitudes can be used to predict people’s actual behavior, but there are limitations to them. For one thing, individuals aren’t always aware of their true attitudes, because they’re either undecided or haven’t given a particular issue much thought. Furthermore, even when individuals are aware of their attitudes, they might not want to admit to them, such as when holding a certain attitude is viewed negatively by their culture. For example, sometimes it can be difficult to measure people’s true opinions on racial issues, because participants fear that expressing their true attitudes will be viewed as socially unacceptable. Thus, explicit attitude measures may be unreliable when asking about controversial attitudes or attitudes that are not widely accepted by society.



The explicit attitudes expressed by voters are used to predict the outcomes of elections, however some people who respond to opinion questions that involve controversial issues may hide their true attitudes. [Image: SueWalkerWhite, <https://goo.gl/1jL4WP>, CC BY-NC 2.0, <https://goo.gl/VnKlK8>]

In order to avoid some of these limitations, many researchers use more subtle or covert ways of measuring attitudes that do not suffer from such self-presentation concerns (Fazio & Olson, 2003). An **implicit attitude** is an attitude that a person does not verbally or overtly express. For example, someone may have a positive, explicit attitude toward his job; however, nonconsciously, he may have a lot of negative associations with it (e.g., having to wake up

early, the long commute, the office heating is broken) which results in an implicitly negative attitude. To learn what a person's implicit attitude is, you have to use implicit measures of attitudes. These measures infer the participant's attitude rather than having the participant explicitly report it. Many implicit measures accomplish this by recording the time it takes a participant (i.e., the reaction time) to label or categorize an attitude object (i.e., the person, concept, or object of interest) as positive or negative. For example, the faster someone categorizes his or her job (measured in milliseconds) as negative compared to positive, the more negative the implicit attitude is (i.e., because a faster categorization implies that the two concepts—"work" and "negative"—are closely related in one's mind).

One common implicit measure is the Implicit Association Test (IAT; Greenwald & Banaji, 1995; Greenwald, McGhee, & Schwartz, 1998), which does just what the name suggests, measuring how quickly the participant pairs a concept (e.g., cats) with an attribute (e.g., good or bad). The participant's response time in pairing the concept with the attribute indicates how strongly the participant associates the two. Another common implicit measure is the evaluative priming task (Fazio, Jackson, Dunton, & Williams, 1995), which measures how quickly the participant labels the valence (i.e., positive or negative) of the attitude object when it appears immediately after a positive or negative image. The more quickly a participant labels the attitude object after being primed with a positive versus negative image indicates how positively the participant evaluates the object.

Individuals' implicit attitudes are sometimes inconsistent with their explicitly held attitudes. Hence, implicit measures may reveal biases that participants do not report on explicit measures. As a result, implicit attitude measures are especially useful for examining the pervasiveness and strength of controversial attitudes and stereotypic associations, such as racial biases or associations between race and violence. For example, research using the IAT has shown that about 66% of white respondents have a negative bias toward Black people (Nosek, Banaji, & Greenwald, 2002), that bias on the IAT against Black people is associated with more discomfort during interracial interactions (McConnell, & Leibold, 2001), and that implicit associations linking Black people to violence are associated with a greater tendency to shoot unarmed Black targets in a video game (Payne, 2001). Thus, even though individuals are often unaware of their implicit attitudes, these attitudes can have serious implications for their behavior, especially when these individuals do not have the cognitive resources available to override the attitudes' influence.

Conclusion

Decades of research on social cognition and attitudes have revealed many of the "tricks" and

“tools” we use to efficiently process the limitless amounts of social information we encounter. These tools are quite useful for organizing that information to arrive at quick decisions. When you see an individual engage in a behavior, such as seeing a man push an elderly woman to the ground, you form judgments about his personality, predictions about the likelihood of him engaging in similar behaviors in the future, as well as predictions about the elderly woman’s feelings and how you would feel if you were in her position. As the research presented in this module demonstrates, we are adept and efficient at making these judgments and predictions, but they are not made in a vacuum. Ultimately, our perception of the social world is a subjective experience, and, consequently, our decisions are influenced by our experiences, expectations, emotions, motivations, and current contexts. Being aware of when our judgments are most accurate, and how our judgments are shaped by social influences, prepares us to be in a much better position to appreciate, and potentially counter, their effects.

Outside Resources

Video: Daniel Gilbert discussing affective forecasting.

http://www.dailymotion.com/video/xebnl3_dan-gilbert-on-what-affective-forec_people#.UQlwDx3WLM4

Video: Focus on heuristics.

<http://study.com/academy/lesson/heuristics.html>

Web: BBC Horizon documentary How to Make Better Decisions that discusses many module topics (Part 1).

<http://www.youtube.com/watch?v=ul-FqOfX-t8>

Web: Implicit Attitudes Test.

<https://implicit.harvard.edu/implicit/>

Discussion Questions

1. Describe your event-schema, or script, for an event that you encounter regularly (e.g., dining at a restaurant). Now, attempt to articulate a script for an event that you have encountered only once or a few times. How are these scripts different? How confident are you in your ability to navigate these two events?
2. Think of a time when you made a decision that you thought would make you very happy (e.g., purchasing an item). To what extent were you accurate or inaccurate? In what ways were you wrong, and why do you think you were wrong?
3. What is an issue you feel strongly about (e.g., abortion, death penalty)? How would you react if research demonstrated that your opinion was wrong? What would it take before you would believe the evidence?
4. Take an implicit association test at the Project Implicit website (<https://implicit.harvard.edu/implicit>). How do your results match or mismatch your explicit attitudes.

Vocabulary

Affective forecasting

Predicting how one will feel in the future after some event or decision.

Attitude

A psychological tendency that is expressed by evaluating a particular entity with some degree of favor or disfavor.

Automatic

A behavior or process has one or more of the following features: unintentional, uncontrollable, occurring outside of conscious awareness, and cognitively efficient.

Availability heuristic

A heuristic in which the frequency or likelihood of an event is evaluated based on how easily instances of it come to mind.

Chameleon effect

The tendency for individuals to nonconsciously mimic the postures, mannerisms, facial expressions, and other behaviors of one's interaction partners.

Directional goals

The motivation to reach a particular outcome or judgment.

Durability bias

A bias in affective forecasting in which one overestimates for how long one will feel an emotion (positive or negative) after some event.

Evaluative priming task

An implicit attitude task that assesses the extent to which an attitude object is associated with a positive or negative valence by measuring the time it takes a person to label an adjective as good or bad after being presented with an attitude object.

Explicit attitude

An attitude that is consciously held and can be reported on by the person holding the attitude.

Heuristics

A mental shortcut or rule of thumb that reduces complex mental problems to more simple

rule-based decisions.

Hot cognition

The mental processes that are influenced by desires and feelings.

Impact bias

A bias in affective forecasting in which one overestimates the strength or intensity of emotion one will experience after some event.

Implicit Association Test

An implicit attitude task that assesses a person's automatic associations between concepts by measuring the response times in pairing the concepts.

Implicit attitude

An attitude that a person cannot verbally or overtly state.

Implicit measures of attitudes

Measures of attitudes in which researchers infer the participant's attitude rather than having the participant explicitly report it.

Mood-congruent memory

The tendency to be better able to recall memories that have a mood similar to our current mood.

Motivated skepticism

A form of bias that can result from having a directional goal in which one is skeptical of evidence despite its strength because it goes against what one wants to believe.

Need for closure

The desire to come to a decision that will resolve ambiguity and conclude an issue.

Planning fallacy

A cognitive bias in which one underestimates how long it will take to complete a task.

Primed

A process by which a concept or behavior is made more cognitively accessible or likely to occur through the presentation of an associated concept.

Representativeness heuristic

A heuristic in which the likelihood of an object belonging to a category is evaluated based on the extent to which the object appears similar to one's mental representation of the category.

Schema

A mental model or representation that organizes the important information about a thing, person, or event (also known as a script).

Social cognition

The study of how people think about the social world.

Stereotypes

Our general beliefs about the traits or behaviors shared by group of people.

References

- Ambady, N., & Rosenthal, R. (1993). Half a minute: Predicting teacher evaluations from thin slices of nonverbal behavior and physical attractiveness. *Journal of Personality and Social Psychology, 64*, 431–441.
- Ambady, N., Bernieri, F. J., & Richeson, J. A. (2000). Toward a histology of social behavior: Judgmental accuracy from thin slices of the behavioral stream. *Advances in Experimental Social Psychology, 32*, 201–271. San Diego, CA: Academic Press.
- Ambady, N., Hallahan, M., & Conner, B. (1999). Accuracy of judgments of sexual orientation from thin slices of behavior. *Journal of Personality and Social Psychology, 77*, 538–547.
- Bargh, J. A., & Chartrand, T. L. (1999). The unbearable automaticity of being. *American Psychologist, 54*, 462–479.
- Blaney, P. H. (1986). Affect and memory: A review. *Psychological Bulletin, 99*, 229–246.
- Bower, G. H. (1991). Mood congruity of social judgments. In J. P. Forgas (Ed.), *Emotion and social judgments* (pp. 31–53). New York, NY: Pergamon.
- Bower, G. H. (1981). Mood and memory. *American Psychologist, 36*, 129–148.
- Brickman, P., Coates, D., & Janoff-Bullman, R. (1978). Lottery winners and accident victims: Is happiness relative? *Journal of Personality and Social Psychology, 36*, 917–927.
- Bruner, J. S. (1957). Going beyond the information given. In J. S. Bruner, E. Brunswik, L. Festinger, F. Heider, K. F. Muenzinger, C. E. Osgood, & D. Rapaport, (Eds.), *Contemporary approaches to cognition* (pp. 41–69). Cambridge, MA: Harvard University Press.
- Buehler, R., Griffin, D., & Ross, M. (1994). Exploring the “planning fallacy”: Why people underestimate their task completion times. *Journal of Personality and Social Psychology, 67*, 366–381.
- Carney, D. R., Colvin, C. R., & Hall, J. A. (2007). A thin slice perspective on the accuracy of first impressions. *Journal of Research in Personality, 41*, 1054–1072.
- Chartrand, T. L., & Bargh, J. A. (1999). The chameleon effect: The perception-behavior link and social interaction. *Journal of Personality and Social Psychology, 76*, 893–910.
- DeSteno, D., Petty, R., Wegener, D., & Rucker, D. (2000). Beyond valence in the perception of likelihood: The role of emotion specificity. *Journal of Personality and Social Psychology, 78*, 397–416.
- Devine, P. (1989). Stereotypes and prejudice: Their automatic and controlled components. *Journal of Personality and Social Psychology, 5*, 5–18.
- Dijksterhuis, A., & Aarts, H. (2003). On wildebeests and humans: The preferential detection of

- negative stimuli. *Psychological Science*, 14, 14–18.
- Ditto, P. H., & Lopez, D. F. (1992). Motivated skepticism: Use of differential decision criteria for preferred and nonpreferred conclusions. *Journal of Personality and Social Psychology*, 63, 568–584.
- Eagly, A. H., & Chaiken, S. (1993). *The psychology of attitudes* (p. 1). Fort Worth, TX: Harcourt Brace Jovanovich College Publishers.
- Fazio, R. H., & Olson, M. A. (2003). Implicit measures in social cognition research: Their meaning and use. *Annual Review of Psychology*, 54, 297–327.
- Fazio, R. H., Jackson, J. R., Dunton, B. C., & Williams, C. J. (1995). Variability in automatic activation as an unobtrusive measure of racial attitudes: A bona fide pipeline? *Journal of Personality and Social Psychology*, 69, 1013–1027.
- Fiedler, K. (2001). Affective influences on social information processing. In J. P. Forgas (Ed.), *Handbook of affect and social cognition* (pp. 163–185). Mahwah, NJ: Lawrence Erlbaum Associates.
- Forgas, J. P., Bower, G. H., & Krantz, S. (1984). The influence of mood on perceptions of social interactions. *Journal of Experimental Social Psychology*, 20, 497–513.
- Gilbert, D. T., & Wilson, T. D. (2007). *Prospection: Experiencing the future*. *Science*, 317, 1351–1354.
- Gilbert, D. T., Pinel, E. C., Wilson, T. D., Blumberg, S. J., & Wheatley, T. P. (1998). Immune neglect: A source of durability bias in affective forecasting. *Journal of Personality and Social Psychology*, 75, 617–638.
- Greenwald, A. G., & Banaji, M. R. (1995). Implicit social cognition: Attitudes, self-esteem, and stereotypes. *Psychological Review*, 102, 4–27.
- Greenwald, A. G., McGhee, D. E., & Schwartz, J. K. L. (1998). Measuring individual differences in implicit cognition: The implicit association test. *Journal of Personality and Social Psychology*, 74, 1464–1480.
- Kahneman, D., & Tversky, A. (1973). On the psychology of prediction. *Psychological Review*, 80, 237–251.
- Kahneman, D., & Tversky, A. (1972). Subjective probability: A judgment of representativeness. *Cognitive Psychology*, 3, 430–454.
- Kolar, D. W., Funder, D. C., & Colvin, C. R. (1996). Comparing the accuracy of personality judgments by the self and knowledgeable others. *Journal of Personality*, 64, 311–337.
- Likert, R. (1932). A technique for the measurement of attitudes. *Archives of Psychology*, 140, 1–55.
- McConnell, A. R., & Leibold, J. M. (2001). Relations among the implicit association test,

- discriminatory behavior, and explicit measures of racial attitudes. *Journal of Experimental Social Psychology*, 37, 435–442.
- Metcalfe, J. (1998). Cognitive optimism: Self-deception or memory-based processing heuristics? *Personality and Social Psychology Review*, 2, 100–110.
- Meyer, D. E., & Schvaneveldt, R. W. (1971). Facilitation in recognizing pairs of words: Evidence of a dependence between retrieval operations. *Journal of Experimental Psychology*, 90, 227–234.
- Nosek, B. A., Banaji, M., & Greenwald, A. G. (2002). Harvesting implicit group attitudes and beliefs from a demonstration website. *Group Dynamics: Theory, Research, and Practice*, 6, 101–115.
- Osgood, C. E., Suci, G., & Tannenbaum, P. (1957). *The measurement of meaning*. Urbana, IL: University of Illinois Press.
- Payne, B. K. (2001). Prejudice and perception: The role of automatic and controlled processes in misperceiving a weapon. *Journal of Personality and Social Psychology*, 81, 181–192.
- Pratto, F., & John, O. P. (1991). Automatic vigilance: The attention-grabbing power of negative social information. *Journal of Personality and Social Psychology*, 61, 380–391.
- Schwarz, N., & Clore, G. L. (1983). Mood, misattribution, and judgments of well-being: Informative and directive functions of affective states. *Journal of Personality and Social Psychology*, 45, 513–523.
- Schwarz, N., Bless, H., Strack, F., Klumpp, G., Rittenauer-Schatka, H., & Simons, A. (1991). Ease of retrieval as information: Another look at the availability heuristic. *Journal of Personality and Social Psychology*, 61(2), 195.
- Schwarz, N., Strack, F., Kommer, D., & Wagner, D. (1987). Soccer, rooms, and the quality of your life: Mood effects on judgments of satisfaction with life in general and with specific domains. *Journal of Social Psychology*, 127, 69–79.
- Shrauger, J. S., & Osberg, T. M. (1981). The relative accuracy of self-predictions and judgments by others in psychological assessment. *Psychological Bulletin*, 90, 322–351.
- Tversky, A., & Kahneman, D. (1973). Availability: A heuristic for judging frequency and probability. *Cognitive Psychology*, 5, 207–232.
- Vazire, S. (2010). Who knows what about a person? The self-other asymmetry (SOKA) model. *Journal of Personality and Social Psychology*, 98, 281–300.
- Webster, D. M., & Kruglanski, A. W. (1997). Cognitive and social consequences of the need for cognitive closure. *European Review of Social Psychology*, 18, 133–173.
- Wilson, T. D., & Gilbert, D. T. (2003). Affective forecasting. *Advances in Experimental Social Psychology*, 31, 141–200.

Psychology, 35, 345–411.

Wilson, T. D., Wheatley, T. P., Meyers, J. M., Gilbert, D. T., & Axson, D. (2000). Focalism: A source of durability bias in affective forecasting. *Journal of Personality and Social Psychology*, 78, 821–836.

Conformity and Obedience

Jerry M. Burger

We often change our attitudes and behaviors to match the attitudes and behaviors of the people around us. One reason for this conformity is a concern about what other people think of us. This process was demonstrated in a classic study in which college students deliberately gave wrong answers to a simple visual judgment task rather than go against the group. Another reason we conform to the norm is because other people often have information we do not, and relying on norms can be a reasonable strategy when we are uncertain about how we are supposed to act. Unfortunately, we frequently misperceive how the typical person acts, which can contribute to problems such as the excessive binge drinking often seen in college students. Obeying orders from an authority figure can sometimes lead to disturbing behavior. This danger was illustrated in a famous study in which participants were instructed to administer painful electric shocks to another person in what they believed to be a learning experiment. Despite vehement protests from the person receiving the shocks, most participants continued the procedure when instructed to do so by the experimenter. The findings raise questions about the power of blind obedience in deplorable situations such as atrocities and genocide. They also raise concerns about the ethical treatment of participants in psychology experiments.

Learning Objectives

- Become aware of how widespread conformity is in our lives and some of the ways each of us changes our attitudes and behavior to match the norm.
- Understand the two primary reasons why people often conform to perceived norms.
- Appreciate how obedience to authority has been examined in laboratory studies and some of the implications of the findings from these investigations.
- Consider some of the remaining issues and sources of controversy surrounding Milgram's

obedience studies.

Introduction

When he was a teenager, my son often enjoyed looking at photographs of me and my wife taken when we were in high school. He laughed at the hairstyles, the clothing, and the kind of glasses people wore “back then.” And when he was through with his ridiculing, we would point out that no one is immune to fashions and fads and that someday his children will probably be equally amused by his high school photographs and the trends he found so normal at the time.

Everyday observation confirms that we often adopt the actions and attitudes of the people around us. Trends in clothing, music, foods, and entertainment are obvious. But our views on political issues, religious questions, and lifestyles also reflect to some degree the attitudes of the people we interact with. Similarly, decisions about behaviors such as smoking and drinking are influenced by whether the people we spend time with engage in these activities. Psychologists refer to this widespread tendency to act and think like the people around us as conformity.



Fashion trends serve as good, and sometimes embarrassing, examples of our own susceptibility to conformity. [Image: bianca francesca, <https://goo.gl/0roq35>, CC BY-NC-SA 2.0, <https://goo.gl/Toc0ZF>]

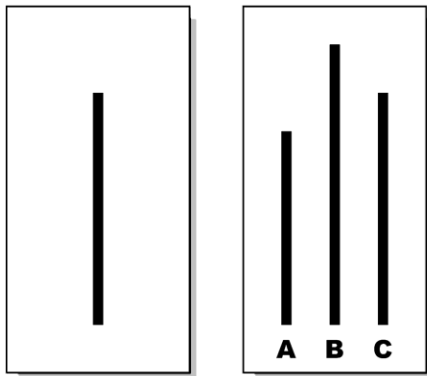
Conformity

What causes all this conformity? To start, humans may possess an inherent tendency to imitate the actions of others. Although we usually are not aware of it, we often mimic the gestures, body posture, language, talking speed, and many other behaviors of the people we interact with. Researchers find that this mimicking increases the connection between people and allows our interactions to flow more smoothly (Chartrand & Bargh, 1999).

Beyond this automatic tendency to imitate others, psychologists have identified two primary reasons for conformity. The first of these is **normative influence**. When normative influence is operating, people go along with the crowd because they are concerned about what others think of them. We don't want to look out of step or become the target of criticism just because we like different kinds of music or dress differently than everyone else. Fitting in also brings rewards such as camaraderie and compliments.

How powerful is normative influence? Consider a classic study conducted many years ago by Solomon Asch (1956). The participants were male college students who were asked to engage in a seemingly simple task. An experimenter standing several feet away held up a card that depicted one line on the left side and three lines on the right side. The participant's job was to say aloud which of the three lines on the right was the same length as the line on the left. Sixteen cards were presented one at a time, and the correct answer on each was so obvious as to make the task a little boring. Except for one thing. The participant was not alone. In fact, there were six other people in the room who also gave their answers to the line-judgment task aloud. Moreover, although they pretended to be fellow participants, these other individuals were, in fact, confederates working with the experimenter. The real participant was seated so that he always gave his answer after hearing what five other "participants" said. Everything went smoothly until the third trial, when inexplicably the first "participant" gave an obviously incorrect answer. The mistake might have been amusing, except the second participant gave the same answer. As did the third, the fourth, and the fifth participant. Suddenly the real participant was in a difficult situation. His eyes told him one thing, but five out of five people apparently saw something else.

It's one thing to wear your hair a certain way or like certain foods because everyone around you does. But, would participants intentionally give a wrong answer just to conform with the other participants? The confederates uniformly gave incorrect answers on 12 of the 16 trials, and 76 percent of the participants went along with the norm at least once and also gave the wrong answer. In total, they conformed with the group on one-third of the 12 test trials. Although we might be impressed that the majority of the time participants answered honestly,



Examples of the cards used in the Asch experiment. How powerful is the normative influence? Would you be tempted to give a clearly incorrect answer, like many participants in the Asch experiment did, to better match the thoughts of a group of peers? [Image: Fred the Oyster, <https://goo.gl/Gi5mtu>, CC BY-SA 4.0, <https://goo.gl/zVGXn8>]

most psychologists find it remarkable that so many college students caved in to the pressure of the group rather than do the job they had volunteered to do. In almost all cases, the participants knew they were giving an incorrect answer, but their concern for what these other people might be thinking about them overpowered their desire to do the right thing.

Variations of Asch's procedures have been conducted numerous times (Bond, 2005; Bond & Smith, 1996). We now know that the findings are easily replicated, that there is an increase in conformity with more confederates (up to about five), that teenagers are more prone to conforming than are adults, and that people conform significantly less often when they

believe the confederates will not hear their responses (Berndt, 1979; Bond, 2005; Crutchfield, 1955; Deutsch & Gerard, 1955). This last finding is consistent with the notion that participants change their answers because they are concerned about what others think of them. Finally, although we see the effect in virtually every culture that has been studied, more conformity is found in collectivist countries such as Japan and China than in individualistic countries such as the United States (Bond & Smith, 1996). Compared with individualistic cultures, people who live in collectivist cultures place a higher value on the goals of the group than on individual preferences. They also are more motivated to maintain harmony in their interpersonal relations.

The other reason we sometimes go along with the crowd is that people are often a source of information. Psychologists refer to this process as **informational influence**. Most of us, most of the time, are motivated to do the right thing. If society deems that we put litter in a proper container, speak softly in libraries, and tip our waiter, then that's what most of us will do. But sometimes it's not clear what society expects of us. In these situations, we often rely on **descriptive norms** (Cialdini, Reno, & Kallgren, 1990). That is, we act the way most people—or most people like us—act. This is not an unreasonable strategy. Other people often have information that we do not, especially when we find ourselves in new situations. If you have ever been part of a conversation that went something like this,

“Do you think we should?”

“Sure. Everyone else is doing it.”,

you have experienced the power of informational influence.

However, it's not always easy to obtain good descriptive norm information, which means we sometimes rely on a flawed notion of the norm when deciding how we should behave. A good example of how misperceived norms can lead to problems is found in research on binge drinking among college students. Excessive drinking is a serious problem on many campuses (Mita, 2009). There are many reasons why students binge drink, but one of the most important is their perception of the descriptive norm. How much students drink is highly correlated with how much they believe the average student drinks (Neighbors, Lee, Lewis, Fossos, & Larimer, 2007). Unfortunately, students aren't very good at making this assessment. They notice the boisterous heavy drinker at the party but fail to consider all the students not attending the party. As a result, students typically overestimate the descriptive norm for college student drinking (Borsari & Carey, 2003; Perkins, Haines, & Rice, 2005). Most students believe they consume significantly less alcohol than the norm, a miscalculation that creates a dangerous push toward more and more excessive alcohol consumption. On the positive side, providing students with accurate information about drinking norms has been found to reduce overindulgent drinking (Burger, LaSalvia, Hendricks, Mehdipour, & Neudeck, 2011; Neighbors, Lee, Lewis, Fossos, & Walter, 2009).



Efforts to influence people to engage in healthier or more sustainable behaviors have benefitted from the informational influence. For example, hotels have been able to significantly increase the numbers of people who re-use bath towels (reducing water and energy use) by informing them on signs in their rooms that re-using towels is a typical behavior of other hotel guests. [Image: Infofrogmation of New Orleans, <https://goo.gl/5P5F0v>, CC BY 2.0, <https://goo.gl/BRvSA7>]

Researchers have demonstrated the power of descriptive norms in a number of areas. Homeowners reduced the amount of energy they used when they learned that they were consuming more energy than their neighbors (Schultz, Nolan, Cialdini, Goldstein, & Giskevicius, 2007). Undergraduates selected the healthy food option when led to believe that other students had made this choice (Burger et al., 2010). Hotel guests were more likely to reuse their towels when a hanger in the bathroom told them that this is what most guests

did (Goldstein, Cialdini, & Griskevicius, 2008). And more people began using the stairs instead of the elevator when informed that the vast majority of people took the stairs to go up one or two floors (Burger & Shelton, 2011).

Obedience

Although we may be influenced by the people around us more than we recognize, whether we conform to the norm is up to us. But sometimes decisions about how to act are not so easy. Sometimes we are directed by a more powerful person to do things we may not want to do. Researchers who study **obedience** are interested in how people react when given an order or command from someone in a position of authority. In many situations, obedience is a good thing. We are taught at an early age to obey parents, teachers, and police officers. It's also important to follow instructions from judges, firefighters, and lifeguards. And a military would fail to function if soldiers stopped obeying orders from superiors. But, there is also a dark side to obedience. In the name of "following orders" or "just doing my job," people can violate ethical principles and break laws. More disturbingly, obedience often is at the heart of some of the worst of human behavior—massacres, atrocities, and even genocide.

It was this unsettling side of obedience that led to some of the most famous and most controversial research in the history of psychology. Milgram (1963, 1965, 1974) wanted to know why so many otherwise decent German citizens went along with the brutality of the Nazi leaders during the Holocaust. "These inhumane policies may have originated in the mind of a single person," Milgram (1963, p. 371) wrote, "but they could only be carried out on a massive scale if a very large number of persons obeyed orders."

To understand this obedience, Milgram conducted a series of laboratory investigations. In all but one variation of the basic procedure, participants were men recruited from the community surrounding Yale University, where the research was carried



Photographs of victims of Cambodian dictator Pol Pot. From 1975-79 the Khmer Rouge army obediently carried out orders to execute tens of thousands of civilians. [Image: ...your local connection, <https://goo.gl/ut9fvk>, CC BY-NC-SA 2.0, <https://goo.gl/Toc0ZF>]

out. These citizens signed up for what they believed to be an experiment on learning and memory. In particular, they were told the research concerned the effects of punishment on learning. Three people were involved in each session. One was the participant. Another was the experimenter. The third was a confederate who pretended to be another participant.

The experimenter explained that the study consisted of a memory test and that one of the men would be the teacher and the other the learner. Through a rigged drawing, the real participant was always assigned the teacher's role and the confederate was always the learner. The teacher watched as the learner was strapped into a chair and had electrodes attached to his wrist. The teacher then moved to the room next door where he was seated in front of a large metal box the experimenter identified as a "shock generator." The front of the box displayed gauges and lights and, most noteworthy, a series of 30 levers across the bottom. Each lever was labeled with a voltage figure, starting with 15 volts and moving up in 15-volt increments to 450 volts. Labels also indicated the strength of the shocks, starting with "Slight Shock" and moving up to "Danger: Severe Shock" toward the end. The last two levers were simply labeled "XXX" in red.

Through a microphone, the teacher administered a memory test to the learner in the next room. The learner responded to the multiple-choice items by pressing one of four buttons that were barely within reach of his strapped-down hand. If the teacher saw the correct answer light up on his side of the wall, he simply moved on to the next item. But if the learner got the item wrong, the teacher pressed one of the shock levers and, thereby, delivered the learner's punishment. The teacher was instructed to start with the 15-volt lever and move up to the next highest shock for each successive wrong answer.

In reality, the learner received no shocks. But he did make a lot of mistakes on the test, which forced the teacher to administer what he believed to be increasingly strong shocks. The purpose of the study was to see how far the teacher would go before refusing to continue. The teacher's first hint that something was amiss came after pressing the 75-volt lever and hearing through the wall the learner say "Ugh!" The learner's reactions became stronger and louder with each lever press. At 150 volts, the learner yelled out, "Experimenter! That's all. Get me out of here. I told you I had heart trouble. My heart's starting to bother me now. Get me out of here, please. My heart's starting to bother me. I refuse to go on. Let me out."

The experimenter's role was to encourage the participant to continue. If at any time the teacher asked to end the session, the experimenter responded with phrases such as, "The experiment requires that you continue," and "You have no other choice, you must go on." The experimenter ended the session only after the teacher stated four successive times that he did not want to continue. All the while, the learner's protests became more intense with each shock. After 300

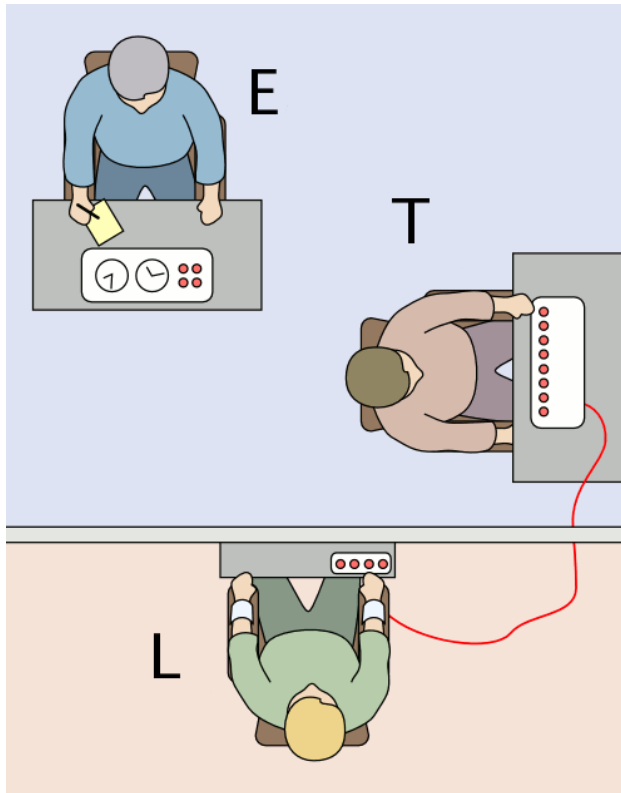


Diagram of the Milgram Experiment in which the "teacher" (T) was asked to deliver a (supposedly) painful electric shock to the "learner" (L). Would this experiment be approved by a review board today? [Image: Fred the Oyster, <https://goo.gl/ZlbQz1>, CC BY-SA 4.0, <https://goo.gl/X3i0tq>]


volts, the learner refused to answer any more questions, which led the experimenter to say that no answer should be considered a wrong answer. After 330 volts, despite vehement protests from the learner following previous shocks, the teacher heard only silence, suggesting that the learner was now physically unable to respond. If the teacher reached 450 volts—the end of the generator—the experimenter told him to continue pressing the 450 volt lever for each wrong answer. It was only after the teacher pressed the 450-volt lever three times that the experimenter announced that the study was over.

If you had been a participant in this research, what would you have done? Virtually everyone says he or she would have stopped early in the process. And most people predict that very few if any participants would keep pressing all the way to 450 volts. Yet in the basic procedure

described here, 65 percent of the participants continued to administer shocks to the very end of the session. These were not brutal, sadistic men. They were ordinary citizens who nonetheless followed the experimenter's instructions to administer what they believed to be excruciating if not dangerous electric shocks to an innocent person. The disturbing implication from the findings is that, under the right circumstances, each of us may be capable of acting in some very uncharacteristic and perhaps some very unsettling ways.

Milgram conducted many variations of this basic procedure to explore some of the factors that affect obedience. He found that obedience rates decreased when the learner was in the same room as the experimenter and declined even further when the teacher had to physically touch the learner to administer the punishment. Participants also were less willing to continue the procedure after seeing other teachers refuse to press the shock levers, and they were significantly less obedient when the instructions to continue came from a person they believed to be another participant rather than from the experimenter. Finally, Milgram found that women participants followed the experimenter's instructions at exactly the same rate the men had.

Milgram's obedience research has been the subject of much controversy and discussion. Psychologists continue to debate the extent to which Milgram's studies tell us something about atrocities in general and about the behavior of German citizens during the Holocaust in particular (Miller, 2004). Certainly, there are important features of that time and place that cannot be recreated in a laboratory, such as a pervasive climate of prejudice and dehumanization. Another issue concerns the relevance of the findings. Some people have argued that today we are more aware of the dangers of blind obedience than we were when the research was conducted back in the 1960s. However, findings from partial and modified replications of Milgram's procedures conducted in recent years suggest that people respond to the situation today much like they did a half a century ago (Burger, 2009).



If you had been "a teacher" in the Milgram experiment, would you have behaved differently than the majority who delivered what they thought were massive 450-volt shocks? [Image: Sharon Drummond, <https://goo.gl/uQZGtZ>, CC BY-NC-SA 2.0, <https://goo.gl/Toc0ZF>]

Another point of controversy concerns the ethical treatment of research participants. Researchers have an obligation to look out for the welfare of their participants. Yet, there is little doubt that many of Milgram's participants experienced intense levels of stress as they went through the procedure. In his defense, Milgram was not unconcerned about the effects of the experience on his participants. And in follow-up questionnaires, the vast majority of his participants said they were pleased they had been part of the research and thought similar experiments should be conducted in the future. Nonetheless, in part because of Milgram's studies, guidelines and procedures were developed to protect research participants from these kinds of experiences. Although Milgram's intriguing findings left us with many

unanswered questions, conducting a full replication of his experiment remains out of bounds by today's standards.

Finally, it is also worth noting that although a number of factors appear to lead to obedience, there are also those who would not obey. In one conceptual replication of the Milgram studies, conducted with a small sample in Italy, the researchers explored the moment that approximately two-thirds of the sample refused to cooperate (Bocchiaro & Zimbardo, 2010). The investigators identified compassion, ethics, and recognition of the situation as problematic as major influences on refusal. Thus, just as there are pressures to obey there are also instances in which people can stand up to authority.

Social psychologists are fond of saying that we are all influenced by the people around us more than we recognize. Of course, each person is unique, and ultimately each of us makes choices about how we will and will not act. But decades of research on conformity and obedience make it clear that we live in a social world and that—for better or worse—much of what we do is a reflection of the people we encounter.

Outside Resources

Student Video: Christine N. Winston and Hemali Maher's 'The Milgram Experiment' gives an excellent 3-minute overview of one of the most famous experiments in the history of psychology. It was one of the winning entries in the 2015 Noba Student Video Award.

https://www.youtube.com/watch?v=uVIUZwkM_G0

Video: An example of information influence in a field setting

<http://www.youtube.com/watch?v=4yFeaS60nWk>

Video: Scenes from a recent partial replication of Milgram's obedience studies

<http://www.youtube.com/watch?v=HwqNP9HRy7Y>

Video: Scenes from a recent replication of Asch's conformity experiment

<http://www.youtube.com/watch?v=VgDx5g9ql1g>

Discussion Questions

1. In what ways do you see normative influence operating among you and your peers? How difficult would it be to go against the norm? What would it take for you to not do something just because all your friends were doing it?
2. What are some examples of how informational influence helps us do the right thing? How can we use descriptive norm information to change problem behaviors?
3. Is conformity more likely or less likely to occur when interacting with other people through social media as compared to face-to-face encounters?
4. When is obedience to authority a good thing and when is it bad? What can be done to prevent people from obeying commands to engage in truly deplorable behavior such as atrocities and massacres?
5. In what ways do Milgram's experimental procedures fall outside the guidelines for research with human participants? Are there ways to conduct relevant research on obedience to authority without violating these guidelines?

Vocabulary

Conformity

Changing one's attitude or behavior to match a perceived social norm.

Descriptive norm

The perception of what most people do in a given situation.

Informational influence

Conformity that results from a concern to act in a socially approved manner as determined by how others act.

Normative influence

Conformity that results from a concern for what other people think of us.

Obedience

Responding to an order or command from a person in a position of authority.

References

- Asch, S. E. (1956). Studies of independence and conformity: I. A minority of one against a unanimous majority. *Psychological Monographs*, 70 (9, Whole No. 416).
- Berndt, T. J. (1979). Developmental changes in conformity to peers and parents. *Developmental Psychology*, 15, 608–616.
- Bocchiaro, P., & Zimbardo, P. G. (2010). Defying unjust authority: An exploratory study. *Current Psychology*, 29(2), 155–170.
- Bond, R. (2005). Group size and conformity. *Group Processes & Intergroup Relations*, 8, 331–354.
- Bond, R., & Smith, P. B. (1996). Culture and conformity: A meta-analysis of studies using Asch's (1952b, 1956) line judgment task. *Psychological Bulletin*, 119, 111–137.
- Borsari, B., & Carey, K. B. (2003). Descriptive and injunctive norms in college drinking: A meta-analytic integration. *Journal of Studies on Alcohol*, 64, 331–341.
- Burger, J. M. (2009). Replicating Milgram: Would people still obey today? *American Psychologist*, 64, 1–11.
- Burger, J. M., & Shelton, M. (2011). Changing everyday health behaviors through descriptive norm manipulations. *Social Influence*, 6, 69–77.
- Burger, J. M., Bell, H., Harvey, K., Johnson, J., Stewart, C., Dorian, K., & Swedroe, M. (2010). Nutritious or delicious? The effect of descriptive norm information on food choice. *Journal of Social and Clinical Psychology*, 29, 228–242.
- Burger, J. M., LaSalvia, C. T., Hendricks, L. A., Mehdipour, T., & Neudeck, E. M. (2011). Partying before the party gets started: The effects of descriptive norms on pre-gaming behavior. *Basic and Applied Social Psychology*, 33, 220–227.
- Chartrand, T. L., & Bargh, J. A. (1999). The chameleon effect: The perception-behavior link and social interaction. *Journal of Personality and Social Psychology*, 76, 893–910.
- Cialdini, R. B., Reno, R. R., & Kallgren, C. A. (1990). A focus theory of normative conduct: Recycling the concept of norms to reduce littering in public places. *Journal of Personality and Social Psychology*, 58, 1015–1026.
- Crutchfield, R. S. (1955). Conformity and character. *American Psychologist*, 10, 191–198.
- Deutsch, M., & Gerard, H. B. (1955). A study of normative and informational social influences upon individual judgment. *Journal of Abnormal and Social Psychology*, 51, 629–636.
- Goldstein, N. J., Cialdini, R. B., & Griskevicius, V. (2008). A room with a viewpoint: Using social norms to motivate environmental conservation in hotels. *Journal of Consumer Research*, 35, 472–482.

- Milgram, S. (1974). *Obedience to authority: An experimental view*. New York, NY: Harper & Row.
- Milgram, S. (1965). Some conditions of obedience and disobedience to authority. *Human Relations*, 18, 57–76.
- Milgram, S. (1963). Behavioral study of obedience. *Journal of Abnormal and Social Psychology*, 67, 371.
- Miller, A. G. (2004). What can the Milgram obedience experiments tell us about the Holocaust? Generalizing from the social psychology laboratory. In A. G. Miller (Ed.), *The social psychology of good and evil* (pp. 193–239). New York, NY: Guilford Press.
- Mita, M. (2009). College binge drinking still on the rise. *JAMA: Journal of the American Medical Association*, 302, 836–837.
- Neighbors, C., Lee, C. M., Lewis, M. A., Fossos, N., & Larimer, M. E. (2007). Are social norms the best predictor of outcomes among heavy-drinking college students? *Journal of Studies on Alcohol and Drugs*, 68, 556–565.
- Neighbors, C., Lee, C. M., Lewis, M. A., Fossos, N., & Walter, T. (2009). Internet-based personalized feedback to reduce 21st-birthday drinking: A randomized controlled trial of an even-specific prevention intervention. *Journal of Consulting and Clinical Psychology*, 77, 51–63.
- Perkins, H. W., Haines, M. P., & Rice, R. (2005). Misperceiving the college drinking norm and related problems: A nationwide study of exposure to prevention information, perceived norms, and student alcohol misuse. *Journal of Studies on Alcohol*, 66, 470–478.
- Schultz, P. W., Nolan, J. M., Cialdini, R. B., Goldstein, N. J., & Griskevicius, V. (2007). The constructive, destructive, and reconstructive power of social norms. *Psychological Science*, 18, 429–434.

33

Persuasion: So Easily Fooled

Robert V. Levine

This module introduces several major principles in the process of persuasion. It offers an overview of the different paths to persuasion. It then describes how mindless processing makes us vulnerable to undesirable persuasion and some of the “tricks” that may be used against us.

Learning Objectives

- Recognize the difference between the central and peripheral routes to persuasion.
- Understand the concepts of trigger features, fixed action patterns, heuristics, and mindless thinking, and how these processes are essential to our survival but, at the same time, leave us vulnerable to exploitation.
- Understand some common “tricks” persuasion artists may use to take advantage of us.
- Use this knowledge to make you less susceptible to unwanted persuasion.

Introduction

Have you ever tried to swap seats with a stranger on an airline? Ever negotiated the price of a car? Ever tried to convince someone to recycle, quit smoking, or make a similar change in health behaviors? If so, you are well versed with how persuasion can show up in everyday life.

Persuasion has been defined as “the process by which a message induces change in beliefs, attitudes, or behaviors” (Myers, 2011). Persuasion can take many forms. It may, for example,

differ in whether it targets public compliance or private acceptance, is short-term or long-term, whether it involves slowly escalating commitments or sudden interventions and, most of all, in the benevolence of its intentions. When persuasion is well-meaning, we might call it education. When it is manipulative, it might be called mind control (Levine, 2003).

Whatever the content, however, there is a similarity to the form of the persuasion process itself. As the advertising commentator Sid Bernstein once observed, "Of course, you sell candidates for political office the same way you sell soap or sealing wax or whatever; because, when you get right down to it, that's the only way anything is sold" (Levine, 2003).

Persuasion is one of the most studied of all social psychology phenomena. This module provides an introduction to several of its most important components.



The instruments of persuasion work the same for selling products or politicians. [Image: ifwinter ends, <https://goo.gl/BxiDC0>, CC BY-NC 2.0, <https://goo.gl/VnKlK8>]

Two Paths to Persuasion

Persuasion theorists distinguish between the central and peripheral routes to persuasion (Petty & Cacioppo, 1986). The central route employs direct, relevant, logical messages. This

method rests on the assumption that the audience is motivated, will think carefully about what is presented, and will react on the basis of your arguments. The central route is intended to produce enduring agreement. For example, you might decide to vote for a particular political candidate after hearing her speak and finding her logic and proposed policies to be convincing.

The peripheral route, on the other hand, relies on superficial cues that have little to do with logic. The peripheral approach is the salesman's way of thinking. It requires a target who *isn't* thinking carefully about what you are saying. It requires low effort from the target and often exploits rule-of-thumb **heuristics** that trigger mindless reactions (see below). It may be intended to persuade you to do something you do not want to do and might later be sorry you did. Advertisements, for example, may show celebrities, cute animals, beautiful scenery, or provocative sexual images that have nothing to do with the product. The peripheral approach is also common in the darkest of persuasion programs, such as those of dictators and cult leaders. Returning to the example of voting, you can experience the peripheral route in action when you see a provocative, emotionally charged political advertisement that tugs at you to vote a particular way.

Triggers and Fixed Action Patterns

The central route emphasizes objective communication of information. The peripheral route relies on psychological techniques. These techniques may take advantage of a target's not thinking carefully about the message. The process mirrors a phenomenon in animal behavior known as **fixed action patterns (FAPs)**. These are sequences of behavior that occur in exactly the same fashion, in exactly the same order, every time they're elicited. Cialdini (2008) compares it to a prerecorded tape that is turned on and, once it is, always plays to its finish. He describes it as if the animal were turning on a tape recorder (Cialdini, 2008). There is the feeding tape, the territorial tape, the migration tape, the nesting tape, the aggressive tape—each sequence ready to be played when a situation calls for it.

In humans fixed action patterns include many of the activities we engage in while mentally on "auto-pilot." These behaviors are so automatic that it is very difficult to control them. If you ever feed a baby, for instance, nearly everyone mimics each bite the baby takes by opening and closing their own mouth! If two people near you look up and point you will automatically look up yourself. We also operate in a reflexive, non-thinking way when we make many decisions. We are more likely, for example, to be less critical about medical advice dispensed from a doctor than from a friend who read an interesting article on the topic in a popular

magazine.

A notable characteristic of fixed action patterns is how they are activated. At first glance, it appears the animal is responding to the overall situation. For example, the maternal tape appears to be set off when a mother sees her hungry baby, or the aggressive tape seems to be activated when an enemy invades the animal's territory. It turns out, however, that the on/off switch may actually be controlled by a specific, minute detail of the situation—maybe a sound or shape or patch of color. These are the hot buttons of the biological world—what Cialdini refers to as "trigger features" and biologists call "releasers."



Certain triggers can cause people to switch into an automatic pattern of behavior. In an experiment, potential customers were more easily persuaded to buy when they heard the words "for a good cause." [Image: joelorama, <https://goo.gl/FLXszT>, CC BY-NC-SA 2.0, <https://goo.gl/Toc0ZF>]

Humans are not so different. Take the example of a study conducted on various ways to promote a campus bake sale for charity (Levine, 2003). Simply displaying the cookies and other treats to passersby did not generate many sales (only 2 out of 30 potential customers made a purchase). In an alternate condition, however, when potential customers were asked to "buy a cookie for a good cause" the number rose to 12 out of 30. It seems that the phrase "a good cause" triggered a willingness to act. In fact, when the phrase "a good cause" was paired with a locally-recognized charity (known for its food-for-the-homeless program) the numbers held steady at 14 out of 30. When a fictional good cause was used instead (the make believe "Levine House") still 11 out of 30 potential customers made purchases and not one asked about the purpose or nature of the

cause. The phrase "for a good cause" was an influential enough hot button that the exact cause didn't seem to matter.

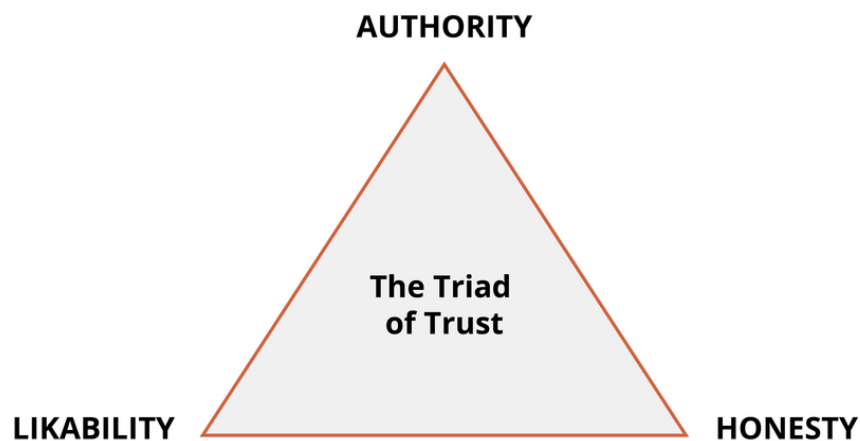
The effectiveness of peripheral persuasion relies on our frequent reliance on these sorts of fixed action patterns and trigger features. These mindless, rules-of-thumb are generally effective shortcuts for coping with the overload of information we all must confront. They serve as heuristics—mental shortcuts-- that enable us to make decisions and solve problems quickly and efficiently. They also, however, make us vulnerable to uninvited exploitation

through the peripheral route of persuasion.

The Source of Persuasion: The Triad of Trustworthiness

Effective persuasion requires trusting the source of the communication. Studies have identified three characteristics that lead to trust: perceived authority, honesty, and likability.

When the source appears to have any or all of these characteristics, people not only are more willing to agree to their request but are willing to do so without carefully considering the facts. We assume we are on safe ground and are happy to shortcut the tedious process of informed decision making. As a result, we are more susceptible to messages and requests, no matter their particular content or how peripheral they may be.



Authority

From earliest childhood, we learn to rely on authority figures for sound decision making because their authority signifies status and power, as well as expertise. These two facets often work together. Authorities such as parents and teachers are not only our primary sources of wisdom while we grow up, but they control us and our access to the things we want. In addition, we have been taught to believe that respect for authority is a moral virtue. As adults, it is natural to transfer this respect to society's designated authorities, such as judges, doctors, bosses, and religious leaders. We assume their positions give them special access to information and power. Usually we are correct, so that our willingness to defer to authorities becomes a convenient shortcut to sound decision making. Uncritical trust in authority may, however, lead to bad decisions. Perhaps the most famous study ever conducted in social psychology demonstrated that, when conditions were set up just so, two-thirds of a sample

of psychologically normal men were willing to administer potentially lethal shocks to a stranger when an apparent authority in a laboratory coat ordered them to do so (Milgram, 1974; Burger, 2009).

Uncritical trust in authority can be problematic for several reasons. First, even if the source of the message is a legitimate, well-intentioned authority, they may not always be correct. Second, when respect for authority becomes mindless, expertise in one domain may be confused with expertise in general. To assume there is credibility when a successful actor promotes a cold remedy, or when a psychology professor offers his views about politics, can lead to problems. Third, the authority may not be legitimate. It is not difficult to fake a college degree or professional credential or to buy an official-looking badge or uniform.

Honesty

Honesty is the moral dimension of trustworthiness. Persuasion professionals have long understood how critical it is to their efforts. Marketers, for example, dedicate exorbitant resources to developing and maintaining an image of honesty. A trusted brand or company name becomes a mental shortcut for consumers. It is estimated that some 50,000 new



products come out each year. Forrester Research, a marketing research company, calculates that children have seen almost six million ads by the age of 16. An established brand name helps us cut through this volume of information. It signals we are in safe territory. “The real suggestion to convey,” advertising leader Theodore MacManus observed in 1910, “is that the man manufacturing the product is an honest man, and the product is an honest product, to be preferred above all others” (Fox, 1997).

Likability

People tend to favor products that are associated with people they like. This is the key ingredient to celebrity endorsements. While there are a lot of factors that can contribute to likability, being physically attractive is one of the most influential. [Image: DFID, <https://goo.gl/KfFvvi>, CC BY-NC-SA 2.0, <https://goo.gl/Toc0ZF>]

If we know that celebrities aren’t really experts, and that they are being paid to say what they’re saying, why do their endorsements sell so many products?

Ultimately, it is because we like them. More than any single quality, we trust people we like. Roger Ailes, a public relations adviser to Presidents Reagan and George H.W. Bush, observed: “If you could master one element of personal communication that is more powerful than anything . . . it is the quality of being likable. I call it the magic bullet, because if your audience likes you, they’ll forgive just about everything else you do wrong. If they don’t like you, you can hit every rule right on target and it doesn’t matter.”

The mix of qualities that make a person likable are complex and often do not generalize from one situation to another. One clear finding, however, is that physically attractive people tend to be liked more. In fact, we prefer them to a disturbing extent: Various studies have shown we perceive attractive people as smarter, kinder, stronger, more successful, more socially skilled, better poised, better adjusted, more exciting, more nurturing, and, most important, of higher moral character. All of this is based on no other information than their physical appearance (e.g., Dion, Berscheid, & Walster, 1972).

Manipulating the Perception of Trustworthiness

The perception of trustworthiness is highly susceptible to manipulation. Levine (2003) lists some of the most common psychological strategies that are used to achieve this effect:

Manipulating Trustworthiness	
Testimonials & Endorsements	Presenting the Message as Education
“Word of Mouth”	The Maven

Testimonials and Endorsement

This technique employs someone who people already trust to testify about the product or message being sold. The technique goes back to the earliest days of advertising when satisfied customers might be shown describing how a patent medicine cured their life-long battle with “nerves” or how Dr. Scott’s Electric Hair Brush healed their baldness (“My hair (was) falling out, and I was rapidly becoming bald, but since using the brush a thick growth of hair has made its appearance, quite equal to that I had before previous to its falling out,” reported a satisfied

customer in an 1884 ad for the product). Similarly, Kodak had Prince Henri D'Orleans and others endorse the superior quality of their camera ("The results are marvellous[sic]. The enlargements which you sent me are superb," stated Prince Henri D'Orleans in a 1888 ad).

Celebrity endorsements are a frequent feature in commercials aimed at children. The practice has aroused considerable ethical concern, and research shows the concern is warranted. In a study funded by the Federal Trade Commission, more than 400 children ages 8 to 14 were shown one of various commercials for a model racing set. Some of the commercials featured an endorsement from a famous race car driver, some included real racing footage, and others included neither. Children who watched the celebrity endorser not only preferred the toy cars more but were convinced the endorser was an expert about the toys. This held true for children of all ages. In addition, they believed the toy race cars were bigger, faster, and more complex than real race cars they saw on film. They were also less likely to believe the commercial was staged (Ross et al., 1984).

Presenting the Message as Education

The message may be framed as objective information. Salespeople, for example, may try to convey the impression they are less interested in selling a product than helping you make the best decision. The implicit message is that being informed is in everyone's best interest, because they are confident that when you understand what their product has to offer that you will conclude it is the best choice. Levine (2003) describes how, during training for a job as a used car salesman, he was instructed: "If the customer tells you they do not want to be bothered by a salesperson, your response is 'I'm not a salesperson, I'm a product consultant. I don't give prices or negotiate with you. I'm simply here to show you our inventory and help you find a vehicle that will fit your needs.'"

Word of Mouth

Imagine you read an ad that claims a new restaurant has the best food in your city. Now, imagine a friend tells you this new restaurant has the best food in the city. Who are you more likely to believe? Surveys show we turn to people around us for many decisions. A 1995 poll found that 70% of Americans rely on personal advice when selecting a new doctor. The same poll found that 53% of moviegoers are influenced by the recommendation of a person they know. In another survey, 91% said they're likely to use another person's recommendation when making a major purchase.

Persuasion professionals may exploit these tendencies. Often, in fact, they pay for the surveys.

Using this data, they may try to disguise their message as word of mouth from your peers. For example, Cornerstone Promotion, a leading marketing firm that advertises itself as under-the-radar marketing specialists, sometimes hires children to log into chat rooms and pretend to be fans of one of their clients or pays students to throw parties where they subtly circulate marketing material among their classmates.

The Maven

More persuasive yet, however, is to involve peers face-to-face. Rather than over-investing in formal advertising, businesses and organizations may plant seeds at the grassroots level hoping that consumers themselves will then spread the word to each other. The seeding process begins by identifying so-called information hubs—individuals the marketers believe can and will reach the most other people.

The seeds may be planted with established opinion leaders. Software companies, for example, give advance copies of new computer programs to professors they hope will recommend it to students and colleagues. Pharmaceutical companies regularly provide travel expenses and speaking fees to researchers willing to lecture to health professionals about the virtues of their drugs. Hotels give travel agents free weekends at their resorts in the hope they'll later recommend them to clients seeking advice.

There is a Yiddish word, *maven*, which refers to a person who's an expert or a connoisseur, as in a friend who knows where to get the best price on a sofa or the co-worker you can turn to for advice about where to buy a computer. They (a) know a lot of people, (b) communicate a great deal with people, (c) are more likely than others to be asked for their opinions, and (d) enjoy spreading the word about what they know and think. Most important of all, they are trusted. As a result, mavens are often targeted by persuasion professionals to help spread their message.

Other Tricks of Persuasion

There are many other mindless, mental shortcuts—heuristics and fixed action patterns—that leave us susceptible to persuasion. A few examples:

- "Free Gifts" & Reciprocity
- Social Proof
- Getting a Foot-in-the-Door

- A Door-in-the-Face
- "And That's Not All"
- The Sunk Cost Trap
- Scarcity & Psychological Reactance

Reciprocity

"There is no duty more indispensable than that of returning a kindness," wrote Cicero. Humans are motivated by a sense of equity and fairness. When someone does something for us or gives us something, we feel obligated to return the favor in kind. It triggers one of the most powerful of social norms, the reciprocity rule, whereby we feel compelled to repay, in equitable value, what another person has given to us.

Gouldner (1960), in his seminal study of the reciprocity rule, found it appears in every culture. It lays the basis for virtually every type of social relationship, from the legalities of business arrangements to the subtle exchanges within a romance. A salesperson may offer free gifts, concessions, or their valuable time in order to get us to do something for them in return. For example, if a colleague helps you when you're busy with a project, you might feel obliged to support her ideas for improving team processes. You might decide to buy more from a supplier if they have offered you an aggressive discount. Or, you might give money to a charity fundraiser who has given you a flower in the street (Cialdini, 2008; Levine, 2003).

Social Proof

If everyone is doing it, it must be right. People are more likely to work late if others on their team are doing the same, to put a tip in a jar that already contains money, or eat in a restaurant that is busy. This principle derives from two extremely powerful social forces—social comparison and conformity. We compare our behavior to what others are doing and, if there is a discrepancy between the other person and ourselves, we feel pressure to change (Cialdini, 2008).

The principle of social proof is so common that it easily passes unnoticed. Advertisements, for example, often consist of little more than attractive social models appealing to our desire to be one of the group. For example, the German candy company Haribo suggests that when you purchase their products you are joining a larger society of satisfied customers: "Kids and grown-ups love it so-- the happy world of Haribo". Sometimes social cues are presented with such specificity that it is as if the target is being manipulated by a puppeteer—for example,

the laugh tracks on situation comedies that instruct one not only when to laugh but how to laugh. Studies find these techniques work. Fuller and Skeehey-Skeffington (1974), for example, found that audiences laughed longer and more when a laugh track accompanied the show than when it did not, even though respondents knew the laughs they heard were connived by a technician from old tapes that had nothing to do with the show they were watching. People are particularly susceptible to social proof (a) when they are feeling uncertain, and (b) if the people in the comparison group seem to be similar to ourselves. As P.T. Barnum once said, “Nothing draws a crowd like a crowd.”



While few people really like to wait in long lines, we might do it anyway in certain situations. If enough people are willing to wait it (usually) is a sign that there is something worth having at the end. A line in front of a restaurant, movie, etc. is social proof that will likely influence other people to try. [Image: Bill Badzo, <https://goo.gl/fPdNVn>, CC BY-NC-SA 2.0, <https://goo.gl/Toc0ZF>]

Commitment and Consistency

Westerners have a desire to both feel and be perceived to act consistently. Once we have made an initial commitment, it is more likely that we will agree to subsequent commitments that follow from the first. Knowing this, a clever persuasion artist might induce someone to agree to a difficult-to-refuse small request and follow this with progressively larger requests that were his target from the beginning. The process is known as getting a **foot in the door** and then **slowly escalating the commitments**.

Paradoxically, we are less likely to say “No” to a large request than we are to a small request when it follows this pattern. This can have costly consequences. Levine (2003), for example, found ex-cult members tend to agree with the statement: “Nobody ever joins a cult. They just postpone the decision to leave.”

A Door in the Face

Some techniques bring a paradoxical approach to the escalation sequence by pushing a request to or beyond its acceptable limit and then backing off. In the door-in-the-face (sometimes called the reject-then-compromise) procedure, the persuader begins with a large request they expect will be rejected. They want the door to be slammed in their face. Looking

forlorn, they now follow this with a smaller request, which, unknown to the customer, was their target all along.

In one study, for example, Mowen and Cialdini (1980), posing as representatives of the fictitious “California Mutual Insurance Co.,” asked university students walking on campus if they’d be willing to fill out a survey about safety in the home or dorm. The survey, students were told, would take about 15 minutes. Not surprisingly, most of the students declined—only one out of four complied with the request. In another condition, however, the researchers door-in-the-face them by beginning with a much larger request. “The survey takes about two hours,” students were told. Then, after the subject declined to participate, the experimenters retreated to the target request: “. . . look, one part of the survey is particularly important and is fairly short. It will take only 15 minutes to administer.” Almost twice as many now complied.

And That’ s Not All!

The that’s-not-all technique also begins with the salesperson asking a high price. This is followed by several seconds’ pause during which the customer is kept from responding. The salesperson then offers a better deal by either lowering the price or adding a bonus product. That’s-not-all is a variation on door-in-the-face. Whereas the latter begins with a request that will be rejected, however, that’s-not-all gains its influence by putting the customer on the fence, allowing them to waver and then offering them a comfortable way off.

Burger (1986) demonstrated the technique in a series of field experiments. In one study, for example, an experimenter-salesman told customers at a student bake sale that cupcakes cost 75 cents. As this price was announced, another salesman held up his hand and said, “Wait a second,” briefly consulted with the first salesman, and then announced (“that’s-not-all”) that the price today included two cookies. In a control condition, customers were offered the cupcake and two cookies as a package for 75 cents right at the onset. The bonus worked magic: Almost twice as many people bought cupcakes in the that’s-not-all condition (73%) than in the control group (40%).

The Sunk Cost Trap

Sunk cost is a term used in economics referring to nonrecoverable investments of time or money. The trap occurs when a person’s aversion to loss impels them to throw good money after bad, because they don’t want to waste their earlier investment. This is vulnerable to manipulation. The more time and energy a cult recruit can be persuaded to spend with the group, the more “invested” they will feel, and, consequently, the more of a loss it will feel to

leave that group. Consider the advice of billionaire investor Warren Buffet: “When you find yourself in a hole, the best thing you can do is stop digging” (Levine, 2003).

Scarcity and Psychological Reactance



People may be more attracted to an opportunity when supplies or time is limited. [Image: Peter Rukavina, <https://goo.gl/KQ2LmT>, CC BY-NC-SA 2.0, <https://goo.gl/Toc0ZF>]

People tend to perceive things as more attractive when their availability is limited, or when they stand to lose the opportunity to acquire them on favorable terms (Cialdini, 2008). Anyone who has encountered a willful child is familiar with this principle. In a classic study, Brehm & Weinraub (1977), for example, placed 2-year-old boys in a room with a pair of equally attractive toys. One of the toys was placed next to a plexiglass wall; the other was set behind the plexiglass. For some boys, the wall was 1 foot high, which allowed the boys to easily reach over and touch the distant toy. Given this easy access, they showed no particular preference for one toy or the other. For other boys, however, the wall was a formidable 2 feet high, which required them to walk around the barrier to touch

the toy. When confronted with this wall of inaccessibility, the boys headed directly for the forbidden fruit, touching it three times as quickly as the accessible toy.

Research shows that much of that 2-year-old remains in adults, too. People resent being controlled. When a person seems too pushy, we get suspicious, annoyed, often angry, and yearn to retain our freedom of choice more than before. Brehm (1966) labeled this the principle of psychological reactance.

The most effective way to circumvent psychological reactance is to first get a foot in the door and then escalate the demands so gradually that there is seemingly nothing to react against. Hassan (1988), who spent many years as a higher-up in the “Moonies” cult, describes how they would shape behaviors subtly at first, then more forcefully. The material that would make up the new identity of a recruit was doled out gradually, piece by piece, only as fast as the person was deemed ready to assimilate it. The rule of thumb was to “tell him only what he

can accept.” He continues: “Don’t sell them [the converts] more than they can handle If a recruit started getting angry because he was learning too much about us, the person working on him would back off and let another member move in”

Defending Against Unwelcome Persuasion

The most commonly used approach to help people defend against unwanted persuasion is known as the “inoculation” method. Research has shown that people who are subjected to weak versions of a persuasive message are less vulnerable to stronger versions later on, in much the same way that being exposed to small doses of a virus immunizes you against full-blown attacks. In a classic study by McGuire (1964), subjects were asked to state their opinion on an issue. They were then mildly attacked for their position and then given an opportunity to refute the attack. When later confronted by a powerful argument against their initial opinion, these subjects were more resistant than were a control group. In effect, they developed defenses that rendered them immune.

Sagarin and his colleagues have developed a more aggressive version of this technique that they refer to as “stinging” (Sagarin, Cialdini, Rice, & Serna, 2002). Their studies focused on the popular advertising tactic whereby well-known authority figures are employed to sell products they know nothing about, for example, ads showing a famous astronaut pontificating on Rolex watches. In a first experiment, they found that simply forewarning people about the deviousness of these ads had little effect on peoples’ inclination to buy the product later. Next, they stung the subjects. This time, they were immediately confronted with their gullibility. “Take a look at your answer to the first question. Did you find the ad to be even somewhat convincing? If so, then you got fooled. ... Take a look at your answer to the second question. Did you notice that this ‘stockbroker’ was a fake?” They were then asked to evaluate a new set of ads. The sting worked. These subjects were not only more likely to recognize the manipulateness of deceptive ads; they were also less likely to be persuaded by them.

Anti-vulnerability trainings such as these can be helpful. Ultimately, however, the most effective defense against unwanted persuasion is to accept just how vulnerable we are. One must, first, accept that it is normal to be vulnerable and, second, to learn to recognize the danger signs when we are falling prey. To be forewarned is to be forearmed.

Conclusion

This module has provided a brief introduction to the psychological processes and subsequent “tricks” involved in persuasion. It has emphasized the peripheral route of persuasion because

this is when we are most vulnerable to psychological manipulation. These vulnerabilities are side effects of “normal” and usually adaptive psychological processes. Mindless heuristics offer shortcuts for coping with a hopelessly complicated world. They are necessities for human survival. All, however, underscore the dangers that accompany any mindless thinking.

Outside Resources

Book: Ariely, D. (2008). Predictably irrational. New York, NY: Harper.

Book: Cialdini, R. B. (2008). Influence: Science and practice (5th ed.). Boston, MA: Allyn and Bacon.

Book: Gass, R., & Seiter, J. (2010). Persuasion, social influence, and compliance gaining (4th ed.). Boston, MA: Pearson.

Book: Kahneman, D. (2012). Thinking fast and slow. New York, NY: Farrar, Straus & Giroux.

Book: Levine, R. (2006). The power of persuasion: how we're bought and sold. Hoboken, NJ: Wiley

<http://www.amazon.com/The-Power-Persuasion-Were-Bought/dp/0471763179>

Book: Tavis, C., & Aronson, E. (2011). Mistakes were made (but not by me). New York, NY: Farrar, Straus & Giroux.

Student Video 2: 'Persuasion', created by Jake Teeny and Ben Oliveto, compares the central and peripheral routes to persuasion and also looks at how techniques of persuasion such as Scarcity and Social Proof influence our consumer choices. It was one of the winning entries in the 2015 Noba Student Video Award.

<https://vimeo.com/123205124>

Student Video 3: 'Persuasion in Advertising' is a humorous look at the techniques used by companies to try to convince us to buy their products. The video was created by the team of Edward Puckering, Chris Cameron, and Kevin Smith. It was one of the winning entries in the 2015 Noba Student Video Award.

<https://www.youtube.com/watch?v=B-UnkWGCKzU>

Video: A brief, entertaining interview with the celebrity pickpocket shows how easily we can be fooled. See A Pickpocket's Tale at

<http://www.newyorker.com/online/blogs/culture/2013/01/video-the-art-of-pickpocketing.html>

Video: The documentary Outfoxed provides an excellent example of how persuasion can be masked as news and education.

<http://www.outfoxed.org/>

Discussion Questions

1. Imagine you are commissioned to create an ad to sell a new beer. Can you give an example of an ad that would rely on the central route? Can you give an example of an ad that would rely on the peripheral route?
2. The reciprocity principle can be exploited in obvious ways, such as giving a customer a free sample of a product. Can you give an example of a less obvious way it might be exploited? What is a less obvious way that a cult leader might use it to get someone under his or her grip?
3. Which “trick” in this module are you, personally, most prone to? Give a personal example of this. How might you have avoided it?

Vocabulary

Central route to persuasion

Persuasion that employs direct, relevant, logical messages.

Fixed action patterns (FAPs)

Sequences of behavior that occur in exactly the same fashion, in exactly the same order, every time they are elicited.

Foot in the door

Obtaining a small, initial commitment.

Gradually escalating commitments

A pattern of small, progressively escalating demands is less likely to be rejected than a single large demand made all at once.

Heuristics

Mental shortcuts that enable people to make decisions and solve problems quickly and efficiently.

Peripheral route to persuasion

Persuasion that relies on superficial cues that have little to do with logic.

Psychological reactance

A reaction to people, rules, requirements, or offerings that are perceived to limit freedoms.

Social proof

The mental shortcut based on the assumption that, if everyone is doing it, it must be right.

The norm of reciprocity

The normative pressure to repay, in equitable value, what another person has given to us.

The rule of scarcity

People tend to perceive things as more attractive when their availability is limited, or when they stand to lose the opportunity to acquire them on favorable terms.

The triad of trust

We are most vulnerable to persuasion when the source is perceived as an authority, as honest

and likable.

Trigger features

Specific, sometimes minute, aspects of a situation that activate fixed action patterns.

References

- Barrett, D. (2010). *Supernormal stimuli: How primal urges overran their evolutionary purpose*. New York, NY: W.W. Norton.
- Brehm, J. W. (1966). *A theory of psychological reactance*. New York, NY: Academic Press.
- Brehm, S. S., & Weinraub, M. (1977). Physical barriers and psychological reactance: Two-year-olds' responses to threats to freedom. *Journal of Personality and Social Psychology*, 35, 830–836.
- Burger, J. M. (2009). Replicating Milgram: Would people still obey today? *American Psychologist*, 64(1), 1–11.
- Burger, J. M. (1986). Increasing compliance by improving the deal: The that's-not-all technique. *Journal of Personality and Social Psychology*, 51, 277–283.
- Cialdini, R. B. (2008). *Influence: Science and practice* (5th ed.). Boston, MA: Allyn and Bacon.
- Dion, K., Berscheid, E., & Walster, E. (1972). What is beautiful is good. *Journal of Personality and Social Psychology*, 24, 285–290.
- Fox, Stephen (1997). *The mirror makers: A history of American advertising and its creators*. Champaign, IL: University of Illinois Press.
- Fuller, R. G., & Sheehy-Skeffington, A. (1974). Effects of group laughter on responses to humorous materials: A replication and extension. *Psychological Reports*, 35, 531–534.
- Gouldner, A. W. (1960). The norm of reciprocity: A preliminary statement. *American Sociological Review*, 25, 161–178.
- Hassan, S. (1988). *Combating cult mind control*. Rochester, VT: Park Street Press.
- Levine, R. (2003). *The power of persuasion: How we're bought and sold*. Hoboken, NJ: Wiley.
- Levine, R. (2003). *The power of persuasion: How we're bought and sold*. Hoboken, NJ: John Wiley & Sons.
- McGuire, W. (1964). Inducing resistance to persuasion: Some contemporary approaches. In L. Berkowitz (Ed.), *Advances in experimental social psychology* (Vol. 1, p. 306). New York, NY: Academic Press.
- Milgram, S. (1974). *Obedience to authority: An experimental view*. New York, NY: Harper & Row.
- Mowen, J. C., & Cialdini, R. B. (1980). On implementing the door-in-the-face compliance technique in a business context. *Journal of Marketing Research*, 17, 253–258.
- Myers, David (2011). *Social psychology* (10th ed.). New York, NY: Worth.
- Petty, R. E., & Cacioppo, J. T. (1986). The elaboration likelihood model of persuasion. In L.

Berkowitz (Ed.), *Advances in experimental social psychology* (Vol. 19, pp. 123–205). San Diego, CA: Academic Press.

Ross, R. P., Campbell, T., Wright, J. C., Huston, A. C., Rice, M. L., & Turk, P. (1984). When celebrities talk, children listen: An experimental analysis of children's responses to TV ads with celebrity endorsement. *Journal of Applied Developmental Psychology*, 5, 185–202.

Sagarin, B. J., Cialdini, R. B., Rice, W. E., & Serna, S. B. (2002). Dispelling the illusion of invulnerability: The motivations and mechanisms of resistance to persuasion. *Journal of Personality and Social Psychology*, 83, 526–541.

34

Prejudice, Discrimination, and Stereotyping

Susan T. Fiske

People are often biased against others outside of their own social group, showing prejudice (emotional bias), stereotypes (cognitive bias), and discrimination (behavioral bias). Biases can be explicit (overt and conscious) or more implicit (automatic, ambiguous, and ambivalent). In the 21st century, however, with social group categories even more complex, biases may be transforming.

Learning Objectives

- Distinguish prejudice, stereotypes, and discrimination.
- Distinguish blatant biases from subtle biases.
- Understand biases such as social dominance orientation and right-wing authoritarianism.
- Understand subtle, unexamined biases that are automatic, ambiguous, and ambivalent.
- Understand 21st century biases that may break down as identities get more complicated.

Introduction

We commonly say that we “should not label” others but we cannot help but do so. We categorize people according to their citizenship, gender, allegiance to a sports team, and university affiliation, among other qualities. Although categorizing can be useful, it can also result in serious and negative consequences when labels are associated with a person or group’s worth. This module focuses on biases against individuals based on group membership and against groups.



You are an individual, full of beliefs, identities, and more that help make you unique. You don't want to be labeled just by your gender or race or religion. But as complex as we perceive ourselves to be, we often define others merely by their most distinct social group. [Image: caseorganic, <https://goo.gl/PuLI4E>, CC BY-NC 2.0, <https://goo.gl/VnKIK8>]

From Category to Combative

People naturally create mental categories. We group household objects together as “furniture,” certain domestic animals as “pets,” and certain books as “classics.” Categories are helpful because they provide a mental roadmap for how to interact in novel situations. For example, a person might not have ever been to a Hindu wedding, but their experience of “weddings” as a general category can help them know what to expect and how to behave. Weddings are generally happy occasions (it is more appropriate to say “congratulations” than “I am so sorry”), they are formal affairs (people typically dress up), and they usually include food (you don’t need to stop and eat before attending the wedding).

Categories get more complicated when we apply them to humans. We naturally categorize people by age, language, occupation, ethnicity, income, and many other qualities. In the abstract these mental maps can help us understand how to interact with new people based on educated guesses about their category. Unfortunately, problems can also arise from our tendency to categorize.

First, there is the problem of stereotyping. **Stereotypes** are biased thoughts about a person due to the incorrect belief that the category accurately describes them. For instance, Margaret might not be “typical” (or stereotypical) of an 80-year-old in that she regularly competes in organized half-marathons. She goes against the common idea of older adults as being weak or unhealthy.

Next, categorization can also lead to prejudice. Like stereotypes, **prejudice** is a bias against people based on their group membership. Where stereotypes are related to thinking, prejudices are more emotional in nature. If people hold a negative view of Margaret because they hold negative views about older adults in general, this is prejudice.

Finally, the tendency to categorize can be associated with discrimination. **Discrimination** is a behavior bias against a person (or group) based on stereotyped beliefs about that group. If people do not want to invite Margaret on vacation because they fear that she will move too slowly (a common view of older people) then they are discriminating against her.

Historical Biases

Today, many nations have equality clearly articulated in their constitutions. Iceland, for example, guarantees legal equality between men and women. Similarly, Ecuador guarantees the fundamental right to sexual orientation and gender identity. Unfortunately, even when some countries have created legal protections, they thought that “equality” applied to only select groups. For instance, the constitution of the United States attempted to ensure that all people were represented by the government and could participate in the creation of government. At the time it was written, however, women and minorities (especially enslaved people) were not included in this sentiment. How is it that entire groups of people were left out of political participation, justice, and freedom?

One explanation is that historical biases were widespread and institutionalized. It was considered acceptable to openly disparage entire groups of people and to pass laws that restricted or harmed these groups. Just 80 years ago, American college students unabashedly thought Turkish people were “cruel, very religious, and treacherous” (Katz & Braly, 1933). These types of stereotypes were overt, unapologetic, and expected to be shared by others—what we now call “blatant biases.” They were generalizations about a group, since most of the college students did not interact with people from Turkey.

Blatant biases (also called “explicit biases”) are conscious beliefs, feelings, and behavior that people are perfectly willing to admit, which express hostility toward other groups (outgroups)

while unduly favoring one's own group (in-group). Classic examples of blatant bias include the views of members of hate groups such as the Ku Klux Klan and members of Hitler's Nazi party.

Blatant bias is not a thing of the past, however. People have always and still do openly dehumanize outgroup members and harbor hostile attitudes toward them. That said, the targets of bias sometimes shift across time. In the United States, for instance, waves of new immigrants such as Chinese people, Irish people, and Italians, were met with open hostility, with attitudes often shifting to the most recent group of immigrants. More recently, during the COVID-19 pandemic, some people held hostile views of Asian-Americans, who they perceived as being associated with the coronavirus (Misra, Le, Goldmann & Yang, 2020).

These blatant biases tend to run in packs: People who openly hate one outgroup also hate many others. To illustrate this pattern, we turn to two ideologies related to bias.

What are Biased People Thinking?

Social Dominance Orientation



People with a social dominance orientation are more likely to be attracted to certain types of careers, such as law enforcement, that maintain group hierarchies. [Image: Thomas Hawk, <https://goo.gl/qWQ7jE>, CC BY-NC 2.0, <https://goo.gl/VnKlK8>]

Social dominance orientation (SDO) describes a belief that group hierarchies are inevitable in all societies and are even a good idea to maintain order and stability (Sidanius & Pratto, 1999). People who score high on SDO believe that some groups are inherently better than others, and because of this, there is no such thing as group "equality." At the same time, though, SDO is not just about being personally dominant and controlling of others; SDO describes a preferred arrangement of groups with some on top (preferably one's own group) and some on the bottom. For example, someone high in SDO would likely be upset if someone from an outgroup moved into her neighborhood. It's not that the person high in SDO wants to "control" what this outgroup member does; it's that moving

into this “nice neighborhood” disrupts the social hierarchy the person high in SDO believes in (i.e. living in a nice neighborhood denotes one’s place in the social hierarchy—a place reserved for one’s in-group members).

Although research has shown that people higher in SDO are more likely to be politically conservative, there are other traits that more strongly predict one’s SDO. For example, researchers have found that those who score higher on SDO are usually lower than average on tolerance, empathy, altruism, and community orientation. In general, those high in SDO have a strong belief in work ethic—that hard work always pays off and leisure is a waste of time. People higher on SDO tend to choose and thrive in occupations that maintain existing group hierarchies (police, prosecutors, business), compared to those lower in SDO, who tend to pick more equalizing occupations (social work, public defense, psychology).

The point is that SDO—a preference for inequality as normal and natural—also predicts endorsing the superiority of certain groups: men, native-born residents, heterosexuals, and believers in the dominant religion. This means seeing women, minorities, homosexuals, and non-believers as inferior. Understandably, people from the first list of groups tends to score higher on SDO, while those from the second group tend to score lower. For example, the SDO gender difference (men higher, women lower) appears all over the world. At its heart, SDO rests on a fundamental belief that the world is tough and competitive with only a limited number of resources. Thus, those high in SDO see groups as battling each other for these resources, with winners at the top of the social hierarchy and losers at the bottom (see Table 1).

	Social Dominance Orientation	Right-Wing Authoritarianism
Core Belief	Groups compete for economic resources	Groups compete over values
Intergroup Belief	Group hierarchies are inevitable, good	Groups must follow authority
Ingroup Belief	Ingroup must be tough, competitive	Ingroup must unite, protect
Outgroup Belief	“They” are trying to beat “us”	“They” have bad values

Table 1. Biases

Right-wing Authoritarianism

Right-wing authoritarianism (RWA) is an ideology that emphasizes conformity or obedience to authority (Altemeyer, 1988). Whereas SDO emphasizes potential economic conflicts, RWA focuses on value conflicts. Returning to an example from earlier, the homeowner high in SDO may dislike the outgroup member moving into her neighborhood because it “threatens” one’s economic resources (e.g. lowering the value of one’s house; fewer openings in the school; etc.). By contrast, those high in RWA may equally dislike the outgroup member moving into the neighborhood but for different reasons. Here, it is because this outgroup member brings in values or beliefs that the person high in RWA disagrees with, thus “threatening” the collective values of his or her group. RWA respects group unity over individual preferences, wanting to maintain group values in the face of differing opinions. Calls for national unity and patriotism that do not tolerate dissenting voices are an example.

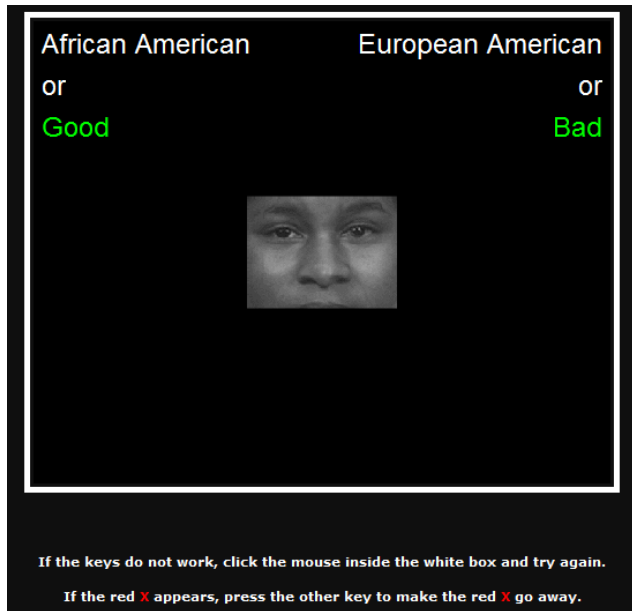
Despite its name, though, RWA is not necessarily limited to people on the right (conservatives). Like SDO, there does appear to be an association between this ideology (i.e. the preference for order, clarity, and conventional values) and conservative beliefs. However, regardless of political ideology, RWA focuses on competing frameworks of values. This means, potentially, that there is left-wing authoritarianism that promotes conventional progressive values and seeks to silence dissenting voices (Manson, 2020). Notably, the combination of high RWA and high SDO predicts joining hate groups that openly endorse aggression against minority groups, immigrants, homosexuals, and believers in non-dominant religions (Altemeyer, 2004).

Implicit Biases

Today, there is a greater appreciation of the fact that not all biases are overt hostility based on a personal animosity toward members of a group. **Subtle biases** (also called “automatic” or “implicit” biases) are unexamined and sometimes unconscious, but just as real in their consequences. They are automatic, ambiguous, and ambivalent, but nonetheless biased, unfair, and disrespectful to a belief in equality.

Automatic Biases

Most people have a positive view of themselves. They believe they have good values, rational thoughts, and strengths. Most people also identify as members of certain groups but not others. They are Canadian, or fans of Manchester United, or are doctors. Logic suggests, then, that because we like ourselves, we also like the groups in which we are members. We might feel affinity toward people from our home town, a connection with those who attend our university, or commiserate with the experience of people who share our gender identity, religion, or ethnicity. Liking yourself and the groups to which you belong is natural. The larger



An actual screenshot from an IAT (Implicit Association Test) that is designed to test a person's reaction time (measured in milliseconds) to an array of stimuli that are presented on the screen. This particular item is testing an individual's unconscious reaction towards members of various ethnic groups. [Image: Courtesy of Anthony Greenwald from Project Implicit]

issue, however, is that own-group preference often results in liking other groups less. And whether you recognize this “favoritism” as wrong, this trade-off is relatively automatic (unintended, immediate, and irresistible).

Social psychologists have developed several ways to measure this automatic preference, the most famous being the Implicit Association Test (IAT; Greenwald, Banaji, Rudman, Farnham, Nosek, & Mellott, 2002; Greenwald, McGhee, & Schwartz, 1998). The test itself is rather simple (and you can experience it yourself [here](#)). The IAT measures how quickly you can sort words or pictures into different categories. For example, if you were asked to categorize “ice cream” as good or bad, you might quickly categorize it as good.

However, imagine if every time you ate ice cream, you got a brain freeze. When it comes time to categorize ice cream as good or bad, you may still categorize it as “good,” but you will likely be a little slower—perhaps even fractions of a second slower-- in arriving at this judgment. This is how the IAT works: measuring tiny differences in the time it takes you to make judgments.

This is an especially useful way to measure potential biases because it does not simply ask people to openly report on the extent to which they discriminate against others. Instead, it measures how quickly people make judgments about the goodness or badness of various groups. The IAT is sensitive to very slight hesitations that result from having automatic or unconscious biases. People are generally faster at pairing their own group with “good” categories. In fact, this finding generally holds regardless of whether one's group is measured according to race, age, religion, nationality, and even temporary, insignificant memberships.

It might be easy to dismiss the IAT findings of the all-too-human tendency toward faster, more favorable processing of one's own group. It turns out, however, that people's reaction time on the IAT predicts actual feelings about out-group members, decisions about them, and behavior toward them, especially nonverbal behavior (Greenwald, Poehlman, Uhlmann, & Banaji, 2009).

Type of Bias	Example	What It Shows
Automatic	Implicit Association Test	People link “good” & ingroup, “bad” & outgroup
Ambiguous	Social identity theory Self-categorized theory Aversive racism	People favor ingroup, distance from outgroup Same but emphasizes self as a member of ingroup People avoid outgroup, avoid their own prejudices
Ambivalent	Stereotype Content Model	People divide groups by warmth and competence

Table 2: Subtle Biases

For example, a job interviewer might have two qualified applicants; a man and a woman. Although the interviewer may not be “blatantly biased,” their “automatic or implicit biases” may be harmful to one of the applicants. For example, the interviewer might hold a negative view of women and, without even realizing it, act distant and withdrawn while interviewing the female candidate. This sends subtle cues to the applicant that she is not being taken seriously, is not a good fit for the job, or is not likely to get hired. These small interactions can have devastating effects on the hopeful interviewee’s ability to perform well (Word, Zanna, & Cooper, 1974).

Although this is unfair, sometimes the automatic associations—often driven by society’s stereotypes—trump our own explicit values (Devine, 1989). Sadly, this can result in consequential discrimination, such as allocating fewer resources to disliked outgroups (Rudman & Ashmore, 2009).

Ambiguous Biases

The results from research using the IAT are consistent with social identity theory. **Social identity theory** (Tajfel, Billig, Bundy, & Flament, 1971) describes this tendency to favor one’s own in-group over another’s outgroup. As a result, outgroup disliking stems from this in-group liking (Brewer & Brown, 1998). For example, if two classes of



Whether we are aware of it or not (and usually we’re not), we sort the world into “us” and “them” categories. We are more likely to treat with bias or discrimination anyone we feel is outside our own group. [Image: Keira McPhee, <https://goo.gl/gkaKBe>, CC BY 2.0, <https://goo.gl/BRvSA7>]

children want to play on the same soccer field, the classes will come to dislike each other not because of any real, objectionable traits about the other group. The dislike originates from each class's favoritism toward itself and the fact that only one group can play on the soccer field at a time. With this preferential perspective for one's own group, people are not punishing the other one so much as neglecting it in favor of their own. In our soccer example, one set of children will focus on their own desire to play without really regarding the similar desire of the other class as equal and legitimate. However, to justify preferential treatment, people often exaggerate the differences between their in-group and an outgroup. Specifically, people see members of an outgroup as more similar to one another in personality than they actually are. The result is seeing people who live in subsidized housing, or who like comic books, or who are religious, or who have autism as one homogenous group with little variation.

Spontaneously, people categorize people into groups just as we categorize furniture or food into one type or another. The difference is that we categorize ourselves, as self-categorization theory points out (Turner, 1975). Because the attributes of group categories can be either good or bad, we tend to favor the groups with people like us and incidentally disfavor the others. In-group favoritism is an ambiguous form of bias because it disfavors the outgroup by exclusion. For example, authoritarian leaders tend to allocate more national resources to members of their own tribe, religious sect, or political party.

A specific case of comfort with the ingroup is called aversive racism, so-called because people do not like to admit their own racial biases to themselves or others (Dovidio & Gaertner, 2010). Tensions between, say, a White person's own good intentions, on the one hand, and discomfort with closely interacting with a Black person, on the other hand, may cause the White person to behave stiffly or be distracted. As a result, the White person may give a good excuse to avoid such awkward situations. Such a reaction will be ambiguous to both parties and difficult to interpret. Was the White person right to avoid the situation so that neither person would feel uncomfortable? Was the White person wrong because they will never learn to be comfortable if they avoid contact? Indicators of aversive racism correlate with discriminatory behavior, despite being the ambiguous result of good intentions gone bad.

Ambivalent Biases

Not all stereotypes of outgroups are all bad. For example, ethnic Asians living in the United States are commonly referred to as the model minority because of their perceived success in areas such as education, income, and social stability. Another example includes people who feel benevolent toward traditional women but hostile toward nontraditional women. Or even against people who feel fond of older adults but, at the same time, view them as incompetent

to support themselves and worry about the burden they place on public welfare programs. A simple way to understand these mixed feelings, across a variety of groups, results from the **Stereotype Content Model** shows that social groups are viewed according to their perceived warmth and competence. (Fiske, Cuddy, & Glick, 2007).

The stereotype content model attends to two major dimensions of evaluating other people: warmth and competence. First, people are interested in understanding the intentions of others. Like the guard at night saying: “Who goes there, friend or foe?” If the other group has good, cooperative intentions, we view them as “warm” and often consider them part of “our side.” However, if the other group is “cold,” we often view them as a threat and treat them accordingly. We also want to know whether the members of the group are competent enough to act on their good or ill intentions. These two simple dimensions—warmth and competence—together map how groups relate to each other in society.

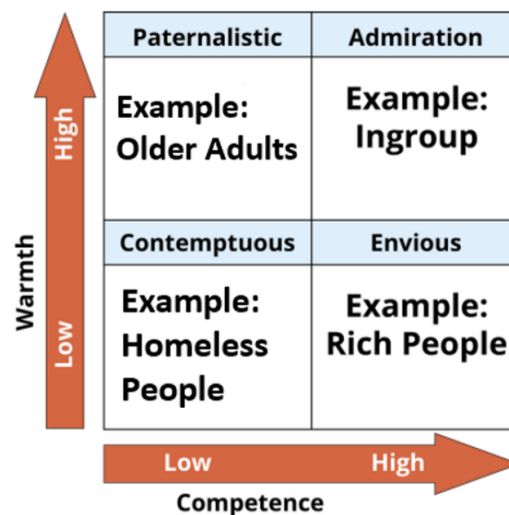


Figure 1: Stereotype Content Model - 4 kinds of stereotypes that form from perceptions of competence and warmth

Common stereotypes of people from all sorts of categories and occupations turn out to classify them along these two dimensions (see Figure 1). For example, the ingroup in most societies is the average citizen, seen as warm and competent. At another end of the spectrum are homeless people and drug addicts, stereotyped as not having good intentions (perhaps untrustworthy) and likewise being incompetent (unable) to do anything useful. Some group stereotypes are mixed, high on one dimension and low on the other. For example, rich people are often viewed as competent but cold. And a stereotypical “old person” would be seen as high in warmth but lower in competence. This is not to suggest that actual older people are

not competent, of course, but that they are not widely admired for their accumulated wisdom.

A group's position on the dimensions of warmth and competence dictate whether we relate to its members with admiration, dehumanizing contempt, competitive envy, or paternalistic caretaking. These four kinds of stereotypes and their associated emotional prejudices (see Figure 2) occur all over the world and apply to each society's own groups. These maps of the group terrain predict specific types of discrimination for specific kinds of groups.

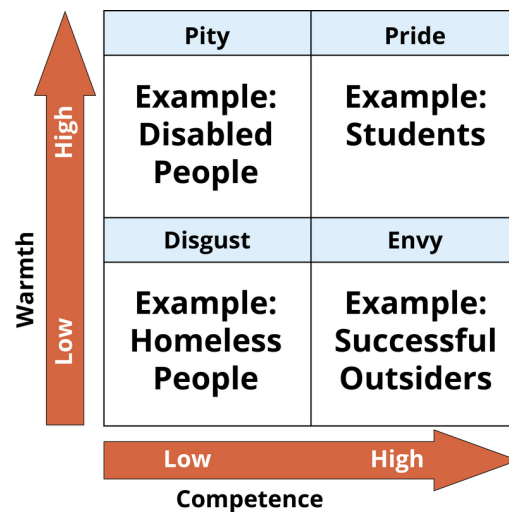


Figure 2: Combinations of perceived warmth and competence and the associated behaviors/emotional prejudices.

Conclusion: Today's Prejudices

As the world becomes more interconnected—more collaborations between countries, more intermarrying between different groups—more and more people are encountering greater diversity of others in everyday life. Just ask yourself if you've ever been asked, "What are you?" This question is frequently asked to people about their ethnicity, national origin, gender identity, religion, and other group affiliations. Such a question would be preposterous if you were only surrounded by members of your own group. Categories, then, are becoming more and more uncertain, unclear, volatile, and complex (Bodenhausen & Peery, 2009). People's identities are multifaceted, intersecting across gender, race, class, age, region, and more. Identities are not so simple, but maybe as the 21st century unfurls, we will recognize each other by the content of our individual character instead of against the backdrop of stereotypes.

Outside Resources

Web: Website exploring the causes and consequences of prejudice.

<http://www.understandingprejudice.org/>

Web: Website that provides helpful information about prejudice including definition and statistics. This content is provided by OnlinePsychology@Pepperdine, the Online Master of Psychology program from Pepperdine University.

<https://onlinepsych.pepperdine.edu/blog/prejudice-discrimination-coping-skills/>

Discussion Questions

1. Do you know more people from different kinds of social groups than your parents did?
2. How often do you hear people criticizing groups without knowing anything about them?
3. Take the IAT. Could you feel that some associations are easier than others?
4. What groups illustrate ambivalent biases, seemingly competent but cold, or warm but incompetent?
5. Do you or someone you know believe that group hierarchies are inevitable? Desirable?
6. How can people learn to get along with people who seem different from them?

Vocabulary

Automatic

Automatic biases are unintended, immediate, and irresistible.

Aversive racism

Aversive racism is unexamined racial bias that the person does not intend and would reject, but that avoids inter-racial contact.

Blatant biases

Blatant biases are conscious beliefs, feelings, and behavior that people are perfectly willing to admit, are mostly hostile, and openly favor their own group.

Discrimination

Discrimination is behavior that advantages or disadvantages people merely based on their group membership.

Implicit Association Test

Implicit Association Test (IAT) measures relatively automatic biases that favor own group relative to other groups.

Model minority

A minority group whose members are perceived as achieving a higher degree of socioeconomic success than the population average.

Prejudice

Prejudice is an evaluation or emotion toward people merely based on their group membership.

Right-wing authoritarianism

Right-wing authoritarianism (RWA) focuses on value conflicts but endorses respect for obedience and authority in the service of group conformity.

Self-categorization theory

Self-categorization theory develops social identity theory's point that people categorize themselves, along with each other into groups, favoring their own group.

Social dominance orientation

Social dominance orientation (SDO) describes a belief that group hierarchies are inevitable in all societies and even good, to maintain order and stability.

Social identity theory

Social identity theory notes that people categorize each other into groups, favoring their own group.

Stereotype Content Model

Stereotype Content Model shows that social groups are viewed according to their perceived warmth and competence.

Stereotypes

Stereotype is a belief that characterizes people based merely on their group membership.

Subtle biases

Subtle biases are automatic, ambiguous, and ambivalent, but real in their consequences.

References

- Altemeyer, B. (2004). Highly dominating, highly authoritarian personalities. *The Journal of Social Psychology, 144*(4), 421-447. doi:10.3200/SOCP.144.4.421-448
- Altemeyer, B. (1988). *Enemies of freedom: Understanding right-wing authoritarianism*. San Francisco: Jossey-Bass.
- Bodenhausen, G. V., & Peery, D. (2009). Social categorization and stereotyping in vivo: The VUCA challenge. *Social and Personality Psychology Compass, 3*(2), 133-151. doi:10.1111/j.1751-9004.2009.00167.x
- Brewer, M. B., & Brown, R. J. (1998). Intergroup relations. In D. T. Gilbert, S. T. Fiske, & G. Lindzey (Eds.), *The Handbook of Social Psychology, Vols. 1 and 2* (4th ed.) (pp. 554-594). New York: McGraw-Hill.
- Devine, P. G. (1989). Stereotypes and prejudice: Their automatic and controlled components. *Journal of Personality and Social Psychology, 56*(1), 5-18. doi:10.1037/0022-3514.56.1.5
- Dovidio, J. F., & Gaertner, S. L. (2010). Intergroup bias. In S. T. Fiske, D. T. Gilbert, & G. Lindzey (Eds.), *Handbook of Social Psychology, Vol. 2* (5th ed.) (pp. 1084-1121). Hoboken, NJ: John Wiley.
- Fiske, S. T., Cuddy, A. J. C., & Glick, P. (2007). Universal dimensions of social cognition: Warmth and competence. *Trends in Cognitive Sciences, 11*(2), 77-83. doi:10.1016/j.tics.2006.11.005
- Greenwald, A. G., Banaji, M. R., Rudman, L. A., Farnham, S. D., Nosek, B. A., & Mellott, D. S. (2002). A unified theory of implicit attitudes, stereotypes, self-esteem, and self-concept. *Psychological Review, 109*(1), 3-25. doi:10.1037/0033-295X.109.1.3
- Greenwald, A. G., McGhee, D. E., & Schwartz, J. L. K. (1998). Measuring individual differences in implicit cognition: The implicit association test. *Journal of Personality and Social Psychology, 74*(6), 1464-1480. doi:10.1037/0022-3514.74.6.1464
- Greenwald, A. G., Poehlman, T. A., Uhlmann, E. L., & Banaji, M. R. (2009). Understanding and using the Implicit Association Test: III. Meta-analysis of predictive validity. *Journal of Personality and Social Psychology, 97*(1), 17-41. doi:10.1037/a0015575
- Katz, D., & Braly, K. (1933). Racial stereotypes of one hundred college students. *The Journal of Abnormal and Social Psychology, 28*(3), 280-290. doi:10.1037/h0074049
- Manson, J. H. (2020). Right-wing authoritarianism, left-wing authoritarianism, and pandemic-mitigation authoritarianism. *Personality and Individual Differences, 167*, 1-6. doi: 10.1016/j.paid.2020.110251
- Misra, S., Le, P.T., Goldmann, E. & Yang, L.H. (2020). Psychological impact of anti-Asian stigma due to COVID-19 pandemic: A call for research, practice, and policy responses. *Psychological*

- Trauma: Theory, research, practice, and policy*, 12(5), 461-464. doi:10.1037/tra0000821
- Rudman, L. A., & Ashmore, R. D. (2007). Discrimination and the implicit association test. *Group Processes & Intergroup Relations*, 10(3), 359-372. doi:10.1177/1368430207078696
- Sidanius, J., & Pratto, F. (1999). *Social dominance: An intergroup theory of social hierarchy and oppression*. New York: Cambridge University Press.
- Tajfel, H., Billig, M. G., Bundy, R. P., & Flament, C. (1971). Social categorization and intergroup behaviour. *European Journal of Social Psychology*, 1(2), 149-178. doi:10.1002/ejsp.2420010202
- Turner, J. C. (1975). Social comparison and social identity: Some prospects for intergroup behaviour. *European Journal of Social Psychology*, 5(1), 5-34. doi:10.1002/ejsp.2420050102
- Word, C. O., Zanna, M. P., & Cooper, J. (1974). The nonverbal mediation of self-fulfilling prophecies in interracial interaction. *Journal of Experimental Social Psychology*, 10(2), 109-120. doi:10.1016/0022-1031(74)90059-6

Psychological Health

Happiness: The Science of Subjective Well-Being

Edward Diener

Subjective well-being (SWB) is the scientific term for happiness and life satisfaction—thinking and feeling that your life is going well, not badly. Scientists rely primarily on self-report surveys to assess the happiness of individuals, but they have validated these scales with other types of measures. People's levels of subjective well-being are influenced by both internal factors, such as personality and outlook, and external factors, such as the society in which they live. Some of the major determinants of subjective well-being are a person's inborn temperament, the quality of their social relationships, the societies they live in, and their ability to meet their basic needs. To some degree people adapt to conditions so that over time our circumstances may not influence our happiness as much as one might predict they would. Importantly, researchers have also studied the outcomes of subjective well-being and have found that "happy" people are more likely to be healthier and live longer, to have better social relationships, and to be more productive at work. In other words, people high in subjective well-being seem to be healthier and function more effectively compared to people who are chronically stressed, depressed, or angry. Thus, happiness does not just feel good, but it is good for people and for those around them.

Learning Objectives

- Describe three major forms of happiness and a cause of each of them.
- Be able to list two internal causes of subjective well-being and two external causes of subjective well-being.
- Describe the types of societies that experience the most and least happiness, and why they do.
- Describe the typical course of adaptation to events in terms of the time course of SWB.

- Describe several of the beneficial outcomes of being a happy person.
- Describe how happiness is typically measured.

Introduction

When people describe what they most want out of life, happiness is almost always on the list, and very frequently it is at the top of the list. When people describe what they want in life for their children, they frequently mention health and wealth, occasionally they mention fame or success—but they almost always mention happiness. People will claim that whether their kids are wealthy and work in some prestigious occupation or not, “I just want my kids to be happy.” Happiness appears to be one of the most important goals for people, if not the most important. But what is it, and how do people get it?

In this module I describe “happiness” or subjective well-being (SWB) as a process—it results from certain internal and

external causes, and in turn it influences the way people behave, as well as their physiological states. Thus, high SWB is not just a pleasant outcome but is an important factor in our future success. Because scientists have developed valid ways of measuring “happiness,” they have come in the past decades to know much about its causes and consequences.



If you had only one gift to give your child, what would it be? Happiness? [Image: mynameisharsha, <https://goo.gl/216PFR>, CC BY-SA 3.0, <https://goo.gl/eLCn2O>]

Types of Happiness

Philosophers debated the nature of happiness for thousands of years, but scientists have recently discovered that happiness means different things. Three major types of happiness are high life satisfaction, frequent positive feelings, and infrequent negative feelings (Diener,

1984). “**Subjective well-being**” is the label given by scientists to the various forms of happiness taken together. Although there are additional forms of SWB, the three in the table below have been studied extensively. The table also shows that the causes of the different types of happiness can be somewhat different.

Three Types of Happiness	Examples	Causes
Life Satisfaction	<ul style="list-style-type: none"> • I think my life is great • I am satisfied with my job 	<ul style="list-style-type: none"> • A good income • Achieving one's goals • High self-esteem
Positive Feelings	<ul style="list-style-type: none"> • Enjoying life • Loving others 	<ul style="list-style-type: none"> • Supportive friends • Interesting work • Extroverted personality
Low Negative Feelings	<ul style="list-style-type: none"> • Few chronic worries • Rarely sad or angry 	<ul style="list-style-type: none"> • Low neuroticism • One's goals are in harmony • A positive outlook

Table 1: Three Types of Subjective Well-Being

You can see in the table that there are different causes of happiness, and that these causes are not identical for the various types of SWB. Therefore, there is no single key, no magic wand—high SWB is achieved by combining several different important elements (Diener & Biswas-Diener, 2008). Thus, people who promise to know *the* key to happiness are oversimplifying.

Some people experience all three elements of happiness—they are very satisfied, enjoy life, and have only a few worries or other unpleasant emotions. Other unfortunate people are missing all three. Most of us also know individuals who have one type of happiness but not another. For example, imagine an elderly person who is completely satisfied with her life—she has done most everything she ever wanted—but is not currently enjoying life that much because of the infirmities of age. There are others who show a different pattern, for example, who really enjoy life but also experience a lot of stress, anger, and worry. And there are those who are having fun, but who are dissatisfied and believe they are wasting their lives. Because there are several components to happiness, each with somewhat different causes, there is no magic single cure-all that creates all forms of SWB. This means that to be happy, individuals must acquire each of the different elements that cause it.

Causes of Subjective Well-Being

There are external influences on people's happiness—the circumstances in which they live. It is possible for some to be happy living in poverty with ill health, or with a child who has a serious disease, but this is difficult. In contrast, it is easier to be happy if one has supportive family and friends, ample resources to meet one's needs, and good health. But even here there are exceptions—people who are depressed and unhappy while living in excellent circumstances. Thus, people can be happy or unhappy because of their personalities and the way they think about the world or because of the external circumstances in which they live. People vary in their propensity to happiness—in their personalities and outlook—and this means that knowing their living conditions is not enough to predict happiness.

Internal Causes (Top-down influences)	Description
Inborn temperament	Studies of monozygotic (identical) twins raised apart indicate that our genes influence our happiness. Even when raised apart, identical twins tend to be similar in their levels of subjective well-being.
Personality and temperament	Personality is partly inborn and partly learned, and it influences our happiness. For example: Extroverts tend to have more positive feelings. Neurotics tend to have more negative feelings.
Outlook	People can develop habits of noticing the good things in life and interpreting ambiguous events in positive ways. Other people develop negative mental habits, leading to more unhappiness. One's culture also can influence whether we take an optimistic or pessimistic view of life.
Resilience	Happy individuals tend to bounce back more quickly after losses and negative events.
External Causes (Bottom-up influences)	Description
Sufficient material resources	People have enough money to meet their basic needs and fulfill their major goals.
Sufficient social resources	People differ in their need for social contact, but everyone needs some supportive and trusted others: family, a friend, or a partner, or sometimes all three. We need other people to lead a fulfilled life.
Desirable society	Our own efforts and circumstances influence our happiness, but so does the society in which we live. A society of hunger, war, conflict, and corruption is much less happy than one with material resources, high levels of trust and cooperation, and people who want to help each other.

Table 2: Internal and External Causes of Subjective Well-Being

In the table below are shown internal and external circumstances that influence happiness. There are individual differences in what makes people happy, but the causes in the table are important for most people (Diener, Suh, Lucas, & Smith, 1999; Lyubomirsky, 2013; Myers, 1992).

Societal Influences on Happiness

When people consider their own happiness, they tend to think of their relationships, successes and failures, and other personal factors. But a very important influence on how happy people are is the society in which they live. It is easy to forget how important societies and neighborhoods are to people's happiness or unhappiness. In Figure 1, I present life satisfaction around the world. You can see that some nations, those with the darkest shading on the map, are high in life satisfaction. Others, the lightest shaded areas, are very low. The grey areas in the map are places we could not collect happiness data—they were just too dangerous or inaccessible.

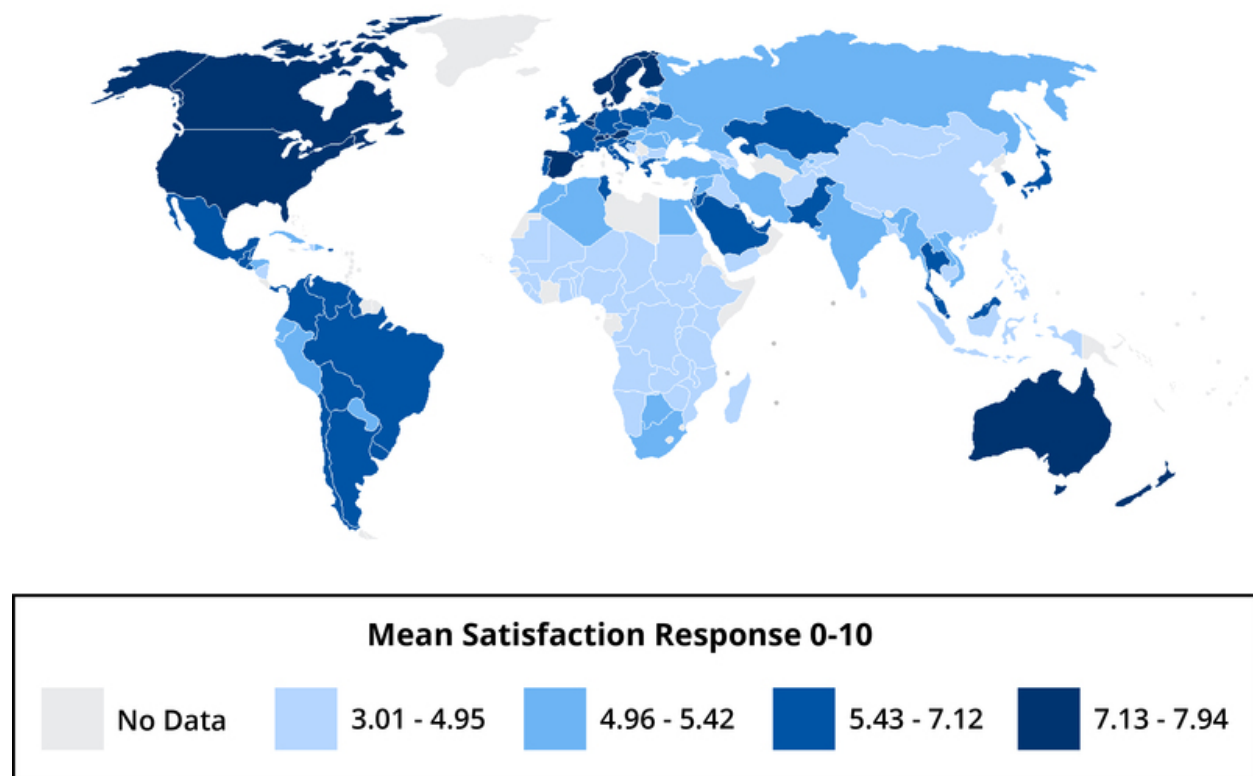


Figure 1

Can you guess what might make some societies happier than others? Much of North America

and Europe have relatively high life satisfaction, and much of Africa is low in life satisfaction. For life satisfaction living in an economically developed nation is helpful because when people must struggle to obtain food, shelter, and other basic necessities, they tend to be dissatisfied with lives. However, other factors, such as trusting and being able to count on others, are also crucial to the happiness within nations. Indeed, for enjoying life our relationships with others seem more important than living in a wealthy society. One factor that predicts unhappiness is conflict—individuals in nations with high internal conflict or conflict with neighboring nations tend to experience low SWB.

Money and Happiness

Will money make you happy? A certain level of income is needed to meet our needs, and very poor people are frequently dissatisfied with life (Diener & Seligman, 2004). However, having more and more money has diminishing returns—higher and higher incomes make less and less difference to happiness. Wealthy nations tend to have higher average life satisfaction than poor nations, but the United States has not experienced a rise in life satisfaction over the past decades, even as income has doubled. The goal is to find a level of income that you can live with and earn. Don't let your aspirations continue to rise so that you always feel poor, no matter how much money you have. Research shows that materialistic people often tend to be less happy, and putting your emphasis on relationships and other areas of life besides just money is a wise strategy. Money can help life satisfaction, but when too many other valuable things are sacrificed to earn a lot of money—such as relationships or taking a less enjoyable job—the pursuit of money can harm happiness.

There are stories of wealthy people who are unhappy and of janitors who are very happy. For instance, a number of extremely wealthy people in South Korea have committed suicide recently, apparently brought down by stress and other negative feelings. On the other hand, there is the hospital janitor who loved her life because she felt that her work in keeping the hospital clean was so important for the patients and nurses. Some millionaires are dissatisfied because they want to be billionaires. Conversely, some people with ordinary incomes are quite happy because they have learned to live within their means and enjoy the less expensive things in life.

It is important to always keep in mind that high materialism seems to lower life satisfaction—valuing money over other things such as relationships can make us dissatisfied. When people think money is more important than everything else, they seem to have a harder time being happy. And unless they make a great deal of money, they are not on average as happy as others. Perhaps in seeking money they sacrifice other important things too much, such as

relationships, spirituality, or following their interests. Or it may be that materialists just can never get enough money to fulfill their dreams—they always want more.

To sum up what makes for a happy life, let's take the example of Monoj, a rickshaw driver in Calcutta. He enjoys life, despite the hardships, and is reasonably satisfied with life. How could he be relatively happy despite his very low income, sometimes even insufficient to buy enough food for his family? The things that make Monoj happy are his family and friends, his religion, and his work, which he finds meaningful. His low income does lower his life satisfaction to some degree, but he finds his children to be very rewarding, and he gets along well with his neighbors. I also suspect that Monoj's positive temperament and his enjoyment of social relationships help to some degree to overcome his poverty and earn him a place among the happy. However, Monoj would also likely be even more satisfied with life if he had a higher income that allowed more food, better housing, and better medical care for his family.



Monoj, a happy rickshaw driver in Calcutta.

Besides the internal and external factors that influence happiness, there are psychological influences as well—such as our aspirations, social comparisons, and adaptation. People's aspirations are what they want in life, including income, occupation, marriage, and so forth. If people's aspirations are high, they will often strive harder, but there is also a risk of them falling short of their aspirations and being dissatisfied. The goal is to have challenging aspirations but also to be able to adapt to what actually happens in life.

One's outlook and resilience are also always very important to happiness. Every person will have disappointments in life, fail at times, and have problems. Thus, happiness comes not to people who never have problems—there are no such individuals—but to people who are able to bounce back from failures and adapt to disappointments. This is why happiness is never caused just by what happens to us but always includes our outlook on life.

Adaptation to Circumstances

The process of **adaptation** is important in understanding happiness. When good and bad events occur, people often react strongly at first, but then their reactions adapt over time and they return to their former levels of happiness. For instance, many people are euphoric when they first marry, but over time they grow accustomed to the marriage and are no longer ecstatic. The marriage becomes commonplace and they return to their former level of happiness. Few of us think this will happen to us, but the truth is that it usually does. Some people will be a bit happier even years after marriage, but nobody carries that initial “high” through the years.

People also adapt over time to bad events. However, people take a long time to adapt to certain negative events such as unemployment. People become unhappy when they lose their work, but over time they recover to some extent. But even after a number of years, unemployed individuals sometimes have lower life satisfaction, indicating that they have not completely habituated to the experience. However, there are strong individual differences in adaptation, too. Some people are resilient and bounce back quickly after a bad event, and others are fragile and do not ever fully adapt to the bad event. Do you adapt quickly to bad events and bounce back, or do you continue to dwell on a bad event and let it keep you down?

An example of adaptation to circumstances is shown in Figure 3, which shows the daily moods of “Harry,” a college student who had Hodgkin’s lymphoma (a form of cancer). As can be seen, over the 6-week period when I studied Harry’s moods, they went up and down. A few times his moods dropped into the negative zone below the horizontal blue line. Most of the time Harry’s moods were in the positive zone above the line. But about halfway through the study Harry was told that his cancer was in remission—effectively cured—and his moods on that day spiked way up. But notice that he quickly adapted—the effects of the good news wore off, and Harry adapted back toward where he was before. So even the very best news one can imagine—recovering from cancer—was not enough to give Harry a permanent “high.” Notice too, however, that Harry’s moods averaged a bit higher after cancer remission. Thus, the typical pattern is a strong response to the event, and then a dampening of this joy over time. However, even in the long run, the person might be a bit happier or unhappier than before.

Outcomes of High Subjective Well-Being

Is the state of happiness truly a good thing? Is happiness simply a feel-good state that leaves us unmotivated and ignorant of the world’s problems? Should people strive to be happy, or are they better off to be grumpy but “realistic”? Some have argued that happiness is actually a bad thing, leaving us superficial and uncaring. Most of the evidence so far suggests that

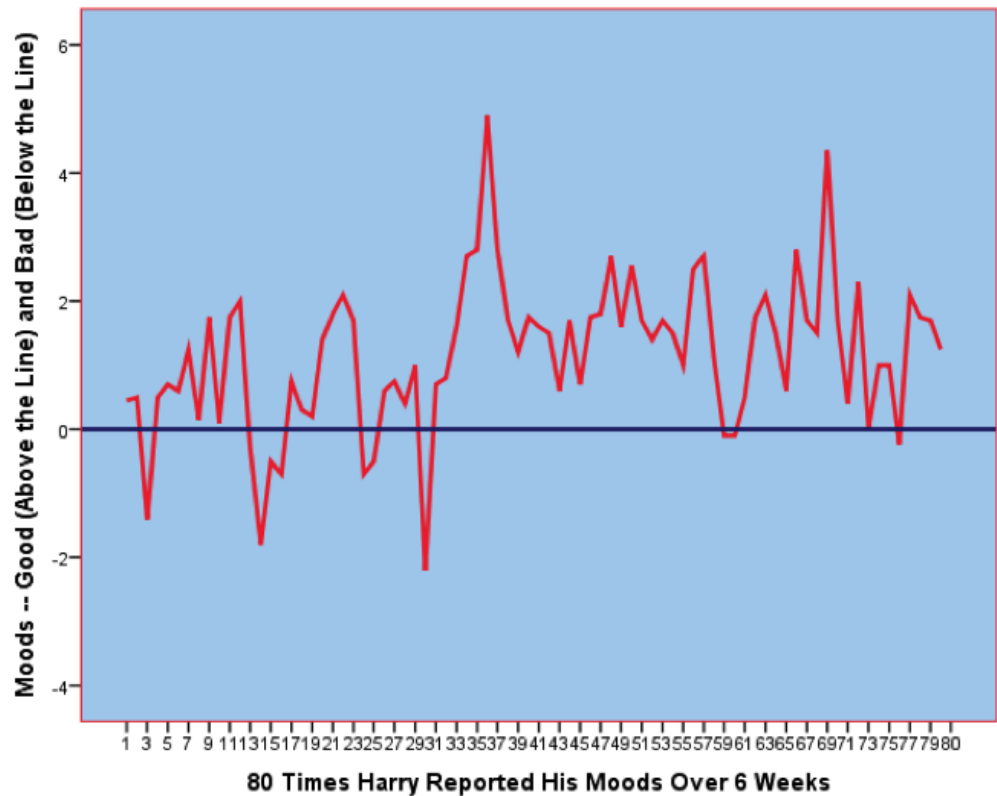


Figure 3. Harry's Daily Moods

Positive Outcomes	Description of Some of the Benefits
Health and Longevity	Happy and optimistic people have stronger immune systems and fewer cardiovascular diseases. Happy people are more likely to perform healthy behaviors, such as wearing seat belts and adhere to medical regimens. They also seem on average to live longer.
Social Relationships	Happy people are more popular, and their relationships are more stable and rewarding. For example, they get divorced less and are fired from work less. They support others more, and receive more support from others in return.
Productivity	Organizations in which people are positive and satisfied seem to be more successful. Work units with greater subjective well-being are more productive, and companies with happy workers tend to earn more money and develop higher stock prices.
Citizenship	Happy people are more likely to donate their time and money to charitable causes and to help others at work.

Table 3: Benefits of Happiness

happy people are healthier, more sociable, more productive, and better citizens (Diener & Tay, 2012; Lyubomirsky, King, & Diener, 2005). Research shows that the happiest individuals are usually very sociable. The table below summarizes some of the major findings.

Although it is beneficial generally to be happy, this does not mean that people should be constantly euphoric. In fact, it is appropriate and helpful sometimes to be sad or to worry. At times a bit of worry mixed with positive feelings makes people more creative. Most successful people in the workplace seem to be those who are mostly positive but sometimes a bit negative. Thus, people need not be a superstar in happiness to be a superstar in life. What is not helpful is to be chronically unhappy. The important question is whether people are satisfied with how happy they are. If you feel mostly positive and satisfied, and yet occasionally worry and feel stressed, this is probably fine as long as you feel comfortable with this level of happiness. If you are a person who is chronically unhappy much of the time, changes are needed, and perhaps professional intervention would help as well.

Measuring Happiness

SWB researchers have relied primarily on self-report scales to assess happiness—how people rate their own happiness levels on self-report surveys. People respond to numbered scales to indicate their levels of satisfaction, positive feelings, and lack of negative feelings. You can see where you stand on these scales by going to <https://eddiener.com/scales/9> or by filling out the Flourishing Scale below. These measures will give you an idea of what popular scales of happiness are like.

The self-report scales have proved to be relatively valid (Diener, Inglehart, & Tay, 2012), although people can lie, or fool themselves, or be influenced by their current moods or situational factors. Because the scales are imperfect, well-being scientists also sometimes use biological measures of happiness (e.g., the strength of a person's immune system, or measuring various brain areas that are associated with greater happiness). Scientists also use reports by family, coworkers, and friends—these people reporting how happy they believe the target person is. Other measures are used as well to help overcome some of the shortcomings of the self-report scales, but most of the field is based on people telling us how happy they are using numbered scales.

There are scales to measure life satisfaction (Pavot & Diener, 2008), positive and negative feelings, and whether a person is psychologically flourishing (Diener et al., 2009). Flourishing has to do with whether a person feels meaning in life, has close relationships, and feels a sense of mastery over important life activities. You can take the well-being scales created in

Below are eight statements with which you may agree or disagree. Using the 1–7 scale, indicate your agreement with each item by picking the appropriate response for each statement.

- 7 – Strongly agree**
- 6 – Agree**
- 5 – Slightly agree**
- 4 – Neither agree nor disagree**
- 3 – Slightly disagree**
- 2 – Disagree**
- 1 – Strongly disagree**

- ☐ I lead a purposeful and meaningful life
- ☐ My social relationships are supportive and rewarding
- ☐ I am engaged and interested in my daily activities
- ☐ I actively contribute to the happiness and well-being of others
- ☐ I am competent and capable in the activities that are important to me
- ☐ I am a good person and live a good life
- ☐ I am optimistic about my future
- ☐ People respect me

Scoring:

Add the responses, varying from 1 to 7, for all eight items. The possible range of scores is from 8 (lowest possible) to 56 (highest PWB possible). A high score represents a person with many psychological resources and strengths.

The Flourishing Scale

the Diener laboratory, and let others take them too, because they are free and open for use.

Some Ways to Be Happier

Most people are fairly happy, but many of them also wish they could be a bit more satisfied and enjoy life more. Prescriptions about how to achieve more happiness are often oversimplified because happiness has different components and prescriptions need to be aimed at where each individual needs improvement—one size does not fit all. A person might be strong in one area and deficient in other areas. People with prolonged serious unhappiness

might need help from a professional. Thus, recommendations for how to achieve happiness are often appropriate for one person but not for others. With this in mind, I list in Table 4 below some general recommendations for you to be happier (see also Lyubomirsky, 2013):

Self-Questions for Becoming Happier
Are there controllable things in your life that could be changed to make your life more meaningful and happy? What are the avenues to change and why haven't you taken them?
Do you generally see the bright side of things - the part of the glass that is half full, or do you always see the dark side of things? Can you change this outlook on life by working to break the empty-glass view of life? Can you develop more positive mental habits, such as being grateful to others for all of the things they do for you?
Are there people around you who make you feel good about yourself and who make your life more enjoyable? How can you reduce the number of "downers" who might surround you?
In your relationships, seek to make others happy and help others, not just receive support from others. The happiest and healthiest people are often those who help others and the world. Beyond actually helping others, express gratefulness to them and be a person who gives lots of compliments.
Find work that you will love and be good at, while being realistic about your chances of finding certain jobs. Don't over-weigh the importance of money or status in selecting an occupation. Find a job that interests you and plays to your strengths. If you find a job you love, this can be a big boost to happiness.

Table 4: Self-Examination

Outside Resources

Web: Barbara Fredrickson's website on positive emotions

<http://www.unc.edu/peplab/news.html>

Web: Ed Diener's website

<https://eddiener.com/>

Web: International Positive Psychology Association

<http://www.ippanetwork.org/>

Web: Positive Acorn Positive Psychology website

<http://positiveacorn.com/>

Web: Sonja Lyubomirsky's website on happiness

<http://sonjalyubomirsky.com/>

Web: University of Pennsylvania Positive Psychology Center website

<http://www.ppc.sas.upenn.edu/>

Web: World Database on Happiness

<http://www1.eur.nl/fsw/happiness/>

Discussion Questions

1. Which do you think is more important, the "top-down" personality influences on happiness or the "bottom-up" situational circumstances that influence it? In other words, discuss whether internal sources such as personality and outlook or external factors such as situations, circumstances, and events are more important to happiness. Can you make an argument that both are very important?
2. Do you know people who are happy in one way but not in others? People who are high in life satisfaction, for example, but low in enjoying life or high in negative feelings? What should they do to increase their happiness across all three types of subjective well-being?
3. Certain sources of happiness have been emphasized in this book, but there are others. Can you think of other important sources of happiness and unhappiness? Do you think religion, for example, is a positive source of happiness for most people? What about age

or ethnicity? What about health and physical handicaps? If you were a researcher, what question might you tackle on the influences on happiness?

4. Are you satisfied with your level of happiness? If not, are there things you might do to change it? Would you function better if you were happier?
5. How much happiness is helpful to make a society thrive? Do people need some worry and sadness in life to help us avoid bad things? When is satisfaction a good thing, and when is some dissatisfaction a good thing?
6. How do you think money can help happiness? Interfere with happiness? What level of income will you need to be satisfied?

Vocabulary

Adaptation

The fact that after people first react to good or bad events, sometimes in a strong way, their feelings and reactions tend to dampen down over time and they return toward their original level of subjective well-being.

“Bottom-up” or external causes of happiness

Situational factors outside the person that influence his or her subjective well-being, such as good and bad events and circumstances such as health and wealth.

Happiness

The popular word for subjective well-being. Scientists sometimes avoid using this term because it can refer to different things, such as feeling good, being satisfied, or even the causes of high subjective well-being.

Life satisfaction

A person reflects on their life and judges to what degree it is going well, by whatever standards that person thinks are most important for a good life.

Negative feelings

Undesirable and unpleasant feelings that people tend to avoid if they can. Moods and emotions such as depression, anger, and worry are examples.

Positive feelings

Desirable and pleasant feelings. Moods and emotions such as enjoyment and love are examples.

Subjective well-being

The name that scientists give to happiness—thinking and feeling that our lives are going very well.

Subjective well-being scales

Self-report surveys or questionnaires in which participants indicate their levels of subjective well-being, by responding to items with a number that indicates how well off they feel.

“Top-down” or internal causes of happiness

The person’s outlook and habitual response tendencies that influence their happiness—for

example, their temperament or optimistic outlook on life.

References

- Diener, E. (1984). Subjective well-being. *Psychological Bulletin*, 95, 542–575.
- Diener, E., & Biswas-Diener, R. (2008). *Happiness: Unlocking the mysteries of psychological wealth*. Malden, MA: Wiley/Blackwell.
- Diener, E., & Seligman, M. E. P. (2004). Beyond money: Toward an economy of well-being. *Psychological Science in the Public Interest*, 5, 1–31.
- Diener, E., & Tay, L. (2012). The remarkable benefits of happiness for successful and healthy living. Report of the Well-Being Working Group, Royal Government of Bhutan. Report to the United Nations General Assembly: *Well-Being and Happiness: A New Development Paradigm*.
- Diener, E., Inglehart, R., & Tay, L. (2012). Theory and validity of life satisfaction scales. *Social Indicators Research*, in press.
- Diener, E., Suh, E. M., Lucas, R. E., & Smith, H. L. (1999). Subjective well-being: Three decades of progress. *Psychological Bulletin*, 125, 276–302.
- Diener, E., Wirtz, D., Tov, W., Kim-Prieto, C., Choi, D., Oishi, S., & Biswas-Diener, R. (2009). New measures of well-being: Flourishing and positive and negative feelings. *Social Indicators Research*, 39, 247–266.
- Lyubomirsky, S. (2013). *The myths of happiness: What should make you happy, but doesn't, what shouldn't make you happy, but does*. New York, NY: Penguin.
- Lyubomirsky, S., King, L., & Diener, E. (2005). The benefits of frequent positive affect: Does happiness lead to success? *Psychological Bulletin*, 131, 803–855.
- Myers, D. G. (1992). *The pursuit of happiness: Discovering pathways to fulfillment, well-being, and enduring personal joy*. New York, NY: Avon.
- Pavot, W., & Diener, E. (2008). The Satisfaction with life scale and the emerging construct of life satisfaction. *The Journal of Positive Psychology*, 3, 137–152.

36

The Healthy Life

Emily Hooker & Sarah Pressman

Our emotions, thoughts, and behaviors play an important role in our health. Not only do they influence our day-to-day health practices, but they can also influence how our body functions. This module provides an overview of health psychology, which is a field devoted to understanding the connections between psychology and health. Discussed here are examples of topics a health psychologist might study, including stress, psychosocial factors related to health and disease, how to use psychology to improve health, and the role of psychology in medicine.

Learning Objectives

- Describe basic terminology used in the field of health psychology.
- Explain theoretical models of health, as well as the role of psychological stress in the development of disease.
- Describe psychological factors that contribute to resilience and improved health.
- Defend the relevance and importance of psychology to the field of medicine.

What Is Health Psychology?

Today, we face more chronic disease than ever before because we are living longer lives while also frequently behaving in unhealthy ways. One example of a chronic disease is coronary heart disease (CHD): It is the number one cause of death worldwide (World Health Organization, 2013). CHD develops slowly over time and typically appears midlife, but related

heart problems can persist for years after the original diagnosis or cardiovascular event. In managing illnesses that persist over time (other examples might include cancer, diabetes, and long-term disability) many psychological factors will determine the progression of the ailment. For example, do patients seek help when appropriate? Do they follow doctor recommendations? Do they develop negative psychological symptoms due to lasting illness (e.g., depression)? Also important is that psychological factors can play a significant role in *who* develops these diseases, the prognosis, and the nature of the symptoms related to the illness. Health psychology is a relatively new, interdisciplinary field of study that focuses on these very issues, or more specifically, the role of psychology in maintaining health, as well as preventing and treating illness.

Consideration of how psychological and social factors influence health is especially important today because many of the leading causes of illness in developed countries are often attributed to psychological and behavioral factors. In the case of CHD, discussed above, psychosocial factors, such as excessive stress, smoking, unhealthy eating habits, and some personality traits can also lead to increased risk of disease and worse health outcomes. That being said, many of these factors can be adjusted using psychological techniques. For example, clinical health psychologists can improve health practices like poor dietary choices and smoking, they can teach important stress reduction techniques, and they can help treat psychological disorders tied to poor health. Health psychology considers how the choices we make, the behaviors we engage in, and even the emotions that we feel, can play an important role in our overall health (Cohen & Herbert, 1996; Taylor, 2012).



Health psychologists are helping people to adapt behaviors to avoid disease, reduce stress, and improve overall health. [Image: Adelphi Lab Center, <https://goo.gl/N9wXon>, CC BY 2.0, <https://goo.gl/BRvSA7>]

Health psychology relies on the **Biopsychosocial Model of Health**. This model posits that biology, psychology, and social factors are just as important in the development of disease as biological causes (e.g., germs, viruses), which is consistent with the World Health Organization (1946) definition of **health**. This model replaces the older **Biomedical Model of Health**, which primarily considers the physical, or pathogenic, factors contributing to illness. Thanks to

advances in medical technology, there is a growing understanding of the physiology underlying the **mind-body connection**, and in particular, the role that different feelings can have on our body's function. Health psychology researchers working in the fields of **psychosomatic medicine** and **psychoneuroimmunology**, for example, are interested in understanding how psychological factors can “get under the skin” and influence our physiology in order to better understand how factors like stress can make us sick.

Stress And Health

You probably know exactly what it's like to feel stress, but what you may not know is that it can objectively influence your health. Answers to questions like, “How stressed do you feel?” or “How overwhelmed do you feel?” can predict your likelihood of developing both minor illnesses as well as serious problems like future heart attack (Cohen, Janicki-Deverts, & Miller, 2007). (Want to measure your own stress level? Check out the links at the end of the module.) To understand how health psychologists study these types of associations, we will describe one famous example of a stress and health study. Imagine that you are a research subject for a moment. After you check into a hotel room as part of the study, the researchers ask you to report your general levels of stress. Not too surprising; however, what happens next is that you receive droplets of *cold virus* into your nose! The researchers intentionally try to make you sick by exposing you to an infectious illness. After they expose you to the virus, the researchers will then evaluate you for several days by asking you questions about your symptoms, monitoring how much mucus you are producing by weighing your used tissues, and taking body fluid samples—all to see if you are objectively ill with a cold. Now, the

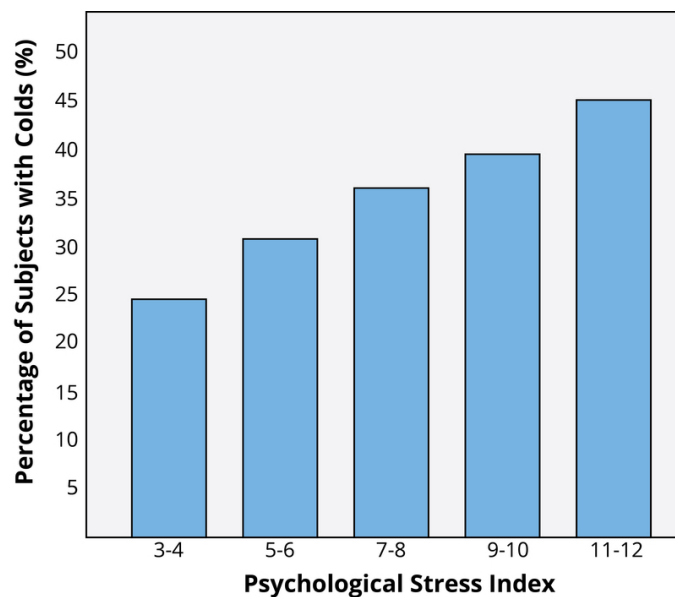


Figure 1: Adapted from Cohen et al. 1991

interesting thing is that not everyone who has drops of cold virus put in their nose develops the illness. Studies like this one find that people who are less stressed and those who are more positive at the beginning of the study are at a decreased risk of developing a cold (Cohen, Tyrrell, & Smith, 1991; Cohen, Alper, Doyle, Treanor, & Turner, 2006) (see Figure 1 for an example).

Importantly, it is not just major life **stressors** (e.g., a family death, a natural disaster) that increase the likelihood of getting sick. Even small **daily hassles** like getting stuck in traffic or fighting with your girlfriend can raise your blood pressure, alter your stress hormones, and even suppress your immune system function (DeLongis, Folkman, & Lazarus, 1988; Twisk, Snel, Kemper, & van Machelen, 1999).

It is clear that stress plays a major role in our mental and physical health, but what exactly is it? The term **stress** was originally derived from the field of mechanics where it is used to describe materials under pressure. The word was first used in a *psychological* manner by researcher Hans Selye. He was examining the effect of an ovarian hormone that he thought caused sickness in a sample of rats. Surprisingly, he noticed that almost any injected hormone produced this same sickness. He smartly realized that it was not the hormone under investigation that was causing these problems, but instead, the aversive experience of being handled and injected by researchers that led to high physiological arousal and, eventually, to health problems like ulcers. Selye (1946) coined the term stressor to label a stimulus that had this effect on the body and developed a model of the stress response called the **General Adaptation Syndrome**. Since then, psychologists have studied stress in a myriad of ways, including stress as negative events (e.g., natural disasters or major life changes like dropping out of school), as chronically difficult situations (e.g., taking care of a loved one with Alzheimer's), as short-term hassles, as a biological fight-or-flight response, and even as clinical illness like post-traumatic stress disorder (PTSD). It continues to be one of the most important and well-studied psychological correlates of illness, because excessive stress causes potentially damaging wear and tear on the body and can influence almost any imaginable disease process.

Protecting Our Health

An important question that health psychologists ask is: What keeps us protected from disease and alive longer? When considering this issue of **resilience** (Rutter, 1985), five factors are often studied in terms of their ability to protect (or sometimes harm) health. They are:

1. Coping

2. Control and Self-Efficacy
3. Social Relationships
4. Dispositions and Emotions
5. Stress Management

Coping Strategies

How individuals cope with the stressors they face can have a significant impact on health. Coping is often classified into two categories: problem-focused coping or emotion-focused coping (Carver, Scheier, & Weintraub, 1989). **Problem-focused coping** is thought of as actively addressing the event that is causing stress in an effort to solve the issue at hand. For example, say you have an important exam coming up next week. A problem-focused strategy might be to spend additional time over the weekend studying to make sure you understand all of the material. **Emotion-focused coping**, on the other hand, regulates the emotions that come with stress. In the above examination example, this might mean watching a funny movie to take your mind off the anxiety you are feeling. In the short term, emotion-focused coping might reduce feelings of stress, but problem-focused coping seems to have the greatest impact on mental wellness (Billings & Moos, 1981; Herman-Stabl, Stemmler, & Petersen, 1995). That being said, when events are uncontrollable (e.g., the death of a loved one), emotion-focused coping directed at managing your feelings, at first, might be the better strategy. Therefore, it

is always important to consider the match of the stressor to the coping strategy when evaluating its plausible benefits.



Feeling a sense of control in one's life is important. Something as simple as having control over the care of a houseplant has been shown to improve health and longevity. [Image: JJ Harrison, <https://goo.gl/82FsdV>, CC BY-SA 2.5, <https://goo.gl/SRAIwa>]

Control and Self-Efficacy

Another factor tied to better health outcomes and an improved ability to cope with stress is having the belief that you have **control** over a situation. For example, in one study where participants were forced to listen to unpleasant (stressful) noise, those who were led to believe that they had control over the noise performed much better on proofreading tasks afterwards (Glass & Singer, 1972). In other words, even though participants *did not* have actual

control over the noise, the control *belief* aided them in completing the task. In similar studies, perceived control benefited immune system functioning (Sieber et al., 1992). Outside of the laboratory, studies have shown that older residents in assisted living facilities, which are notorious for low control, lived *longer* and showed *better* health outcomes when given control over something as simple as watering a plant or choosing when student volunteers came to visit (Rodin & Langer, 1977; Schulz & Hanusa, 1978). In addition, feeling in control of a threatening situation can actually change stress hormone levels (Dickerson & Kemeny, 2004). Believing that you have control over your own behaviors can also have a positive influence on important outcomes like smoking cessation, contraception use, and weight management (Wallston & Wallston, 1978). When individuals do not believe they have control, they do not try to change. **Self-efficacy** is closely related to control, in that people with high levels of this trait believe they can complete tasks and reach their goals. Just as feeling in control can reduce stress and improve health, higher self-efficacy can reduce stress and negative **health behaviors**, and is associated with better health (O’Leary, 1985).

Social Relationships

Research has shown that the impact of social isolation on our risk for disease and death is similar in magnitude to the risk associated with smoking regularly (Holt-Lunstad, Smith, & Layton, 2010; House, Landis, & Umberson, 1988). In fact, the importance of social relationships for our health is so significant that some scientists believe our body has developed a physiological system that encourages us to seek out our relationships, especially in times of stress (Taylor et al., 2000). **Social integration** is the concept used to describe the number of social roles that you have (Cohen & Wills, 1985), as well as the lack of isolation. For example, you might be a daughter, a basketball team member, a Humane Society volunteer, a coworker, and a student. Maintaining these different roles can improve your health via encouragement from those around you to maintain a healthy lifestyle. Those in your social network might also provide you with **social support** (e.g., when you are under stress). This support might include emotional help (e.g., a hug when you need it), tangible help (e.g., lending you money), or advice. By helping to improve health behaviors and reduce stress, social relationships can have a powerful, protective impact on health, and in some cases, might even help people with serious illnesses stay alive longer (Spiegel, Kraemer, Bloom, & Gottheil, 1989).

Dispositions and Emotions: What’s Risky and What’s Protective?

Negative dispositions and personality traits have been strongly tied to an array of health risks. One of the earliest negative trait-to-health connections was discovered in the 1950s by two cardiologists. They made the interesting discovery that there were common behavioral and

psychological patterns among their heart patients that were not present in other patient samples. This pattern included being competitive, impatient, hostile, and time urgent. They labeled it **Type A Behavior**. Importantly, it was found to be associated with *double* the risk of heart disease as compared with **Type B Behavior** (Friedman & Rosenman, 1959). Since the 1950s, researchers have discovered that it is the hostility and competitiveness components of Type A that are especially harmful to heart health (Iribarren et al., 2000; Matthews, Glass, Rosenman, & Bortner, 1977; Miller, Smith, Turner, Guijarro, & Hallet, 1996). Hostile individuals are quick to get upset, and this angry arousal can damage the arteries of the heart. In addition, given their negative personality style, hostile people often lack a health-protective supportive social network.

Positive traits and states, on the other hand, are often health protective. For example, characteristics like positive emotions (e.g., feeling happy or excited) have been tied to a wide range of benefits such as increased longevity, a reduced likelihood of developing some illnesses, and better outcomes once you are diagnosed with certain diseases (e.g., heart disease, HIV) (Pressman & Cohen, 2005). Across the world, even in the most poor and

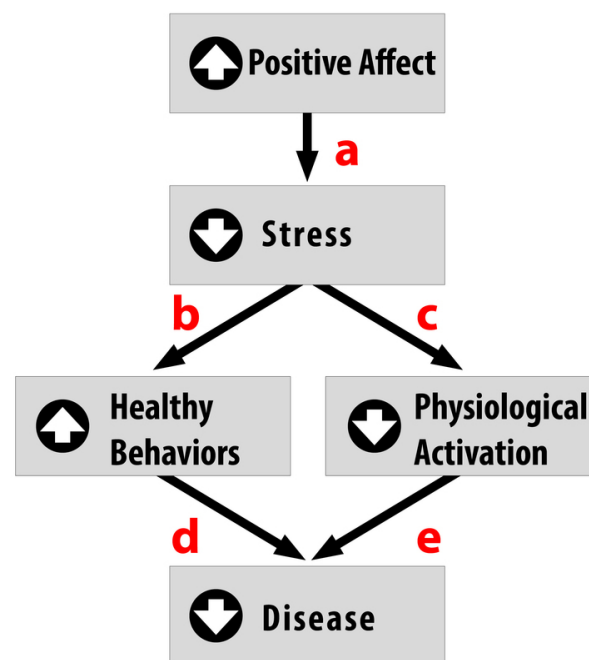


Figure 2. This figure illustrates one possible way that positive affect protects individuals against disease. Positive affect can reduce stress perceptions (a), thereby improving health behaviors (b) and lowering physiological stress responses (c) (e.g., decreased cardiovascular reactivity, lower stress hormones, non-suppressed immune activity). As a result, there is likely to be less incidence of disease (d, e). (Adapted from Pressman & Cohen, 2005)

underdeveloped nations, positive emotions are consistently tied to better health (Pressman, Gallagher, & Lopez, 2013). Positive emotions can also serve as the “antidote” to stress, protecting us against some of its damaging effects (Fredrickson, 2001; Pressman & Cohen, 2005; see Figure 2). Similarly, looking on the bright side can also improve health. Optimism has been shown to improve coping, reduce stress, and predict better disease outcomes like recovering from a heart attack more rapidly (Kubzansky, Sparrow, Vokonas, & Kawachi, 2001; Nes & Segerstrom, 2006; Scheier & Carver, 1985; Segerstrom, Taylor, Kemeny, & Fahey, 1998).

Stress Management

About 20 percent of Americans report having stress, with 18–33 year-olds reporting the highest levels (American Psychological Association, 2012). Given that the sources of our stress are often difficult to change (e.g., personal finances, current job), a number of interventions have been designed to help reduce the aversive responses to duress. For example, relaxation activities and forms of meditation are techniques that allow individuals to reduce their stress via breathing exercises, muscle relaxation, and mental imagery. Physiological arousal from stress can also be reduced via **biofeedback**, a technique where the individual is shown bodily information that is not normally available to them (e.g., heart rate), and then taught strategies to alter this signal. This type of intervention has even shown promise in reducing heart and hypertension risk, as well as other serious conditions (e.g., Moravec, 2008; Patel, Marmot, & Terry, 1981). But reducing stress does not have to be complicated! For example, exercise is a great stress reduction activity (Salmon, 2001) that has a myriad of health benefits.

The Importance Of Good Health Practices

As a student, you probably strive to maintain good grades, to have an active social life, and to stay healthy (e.g., by getting enough sleep), but there is a popular joke about what it’s like to be in college: you can only pick two of these things (see Figure 3 for an example). The busy life of a college student doesn’t always allow you to maintain all three areas of your life, especially during test-taking periods. In one study, researchers found that students taking exams were more stressed and, thus, smoked more, drank more caffeine, had less physical activity, and had worse sleep habits (Oaten & Chang, 2005), all of which could have detrimental effects on their health. Positive health practices are *especially* important in times of stress when your immune system is compromised due to high stress and the elevated frequency of exposure to the illnesses of your fellow students in lecture halls, cafeterias, and dorms.

Psychologists study both **health behaviors** and health habits. The former are behaviors that can improve or harm your health. Some examples include regular exercise, flossing, and

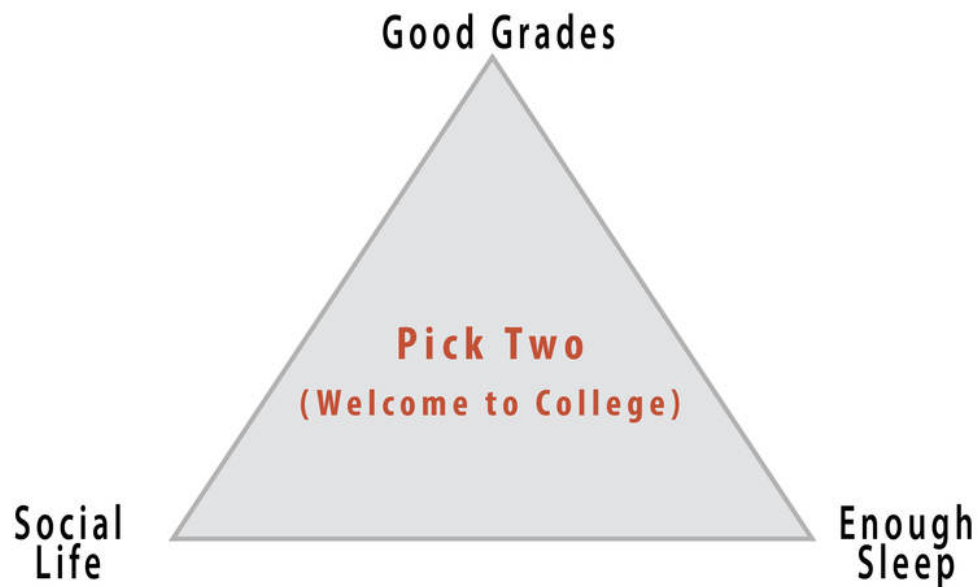


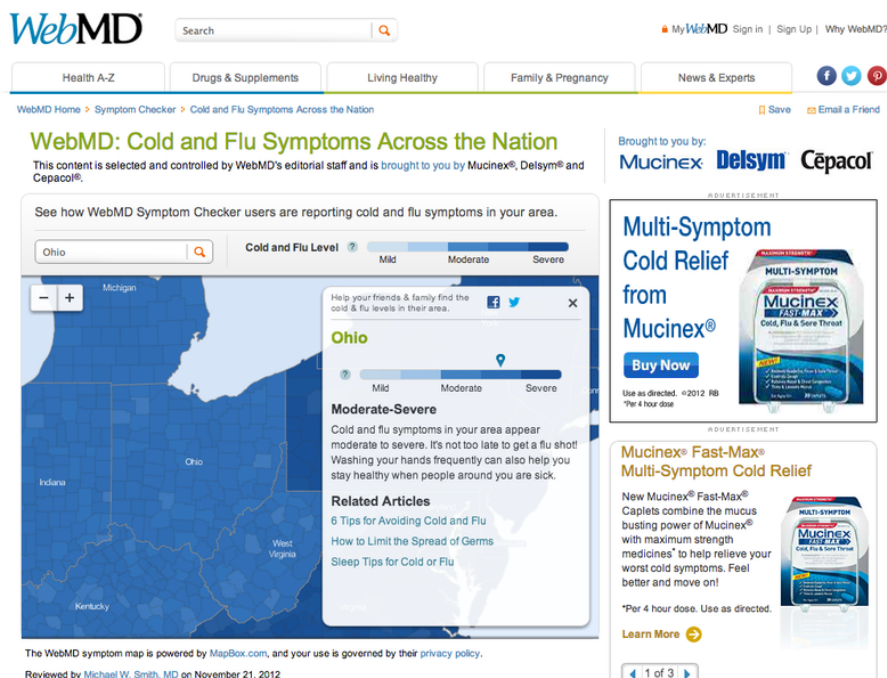
Figure 3: A popular joke about how difficult it is to stay balanced and healthy during college.

wearing sunscreen, versus negative behaviors like drunk driving, pulling all-nighters, or smoking. These behaviors become *habits* when they are firmly established and performed automatically. For example, do you have to think about putting your seatbelt on or do you do it automatically? Habits are often developed early in life thanks to parental encouragement or the influence of our peer group.

While these behaviors sound minor, studies have shown that those who engaged in more of these protective habits (e.g., getting 7–8 hours of sleep regularly, not smoking or drinking excessively, exercising) had fewer illnesses, felt better, and were less likely to die over a 9–12-year follow-up period (Belloc & Breslow 1972; Breslow & Enstrom 1980). For college students, health behaviors can even influence academic performance. For example, poor sleep quality and quantity are related to weaker learning capacity and academic performance (Curcio, Ferrara, & De Gennaro, 2006). Due to the effects that health behaviors can have, much effort is put forward by psychologists to understand *how* to change unhealthy behaviors, and to understand *why* individuals fail to act in healthy ways. Health promotion involves enabling individuals to improve health by focusing on behaviors that pose a risk for future illness, as well as spreading knowledge on existing risk factors. These might be genetic risks you are born with, or something you developed over time like obesity, which puts you at risk for Type 2 diabetes and heart disease, among other illnesses.

Psychology And Medicine

There are many psychological factors that influence medical treatment outcomes. For example, older individuals, (Meara, White, & Cutler, 2004), women (Briscoe, 1987), and those from higher socioeconomic backgrounds (Adamson, Ben-Shlomo, Chaturvedi, & Donovan, 2008) are all *more* likely to seek medical care. On the other hand, some individuals who need care might avoid it due to financial obstacles or preconceived notions about medical practitioners or the illness. Thanks to the growing amount of medical information online, many people now use the Internet for health information and 38% percent report that this influences their decision to see a doctor (Fox & Jones, 2009). Unfortunately, this is not always a good thing because individuals tend to do a poor job assessing the credibility of health information. For example, college-student participants reading online articles about HIV and syphilis rated a physician's article and a college student's article as *equally* credible if the participants said they were familiar with the health topic (Eastin, 2001). Credibility of health information often means how accurate or trustworthy the information is, and it can be influenced by irrelevant factors, such as the website's design, logos, or the organization's contact information (Freeman & Spyridakis, 2004). Similarly, many people post health questions on online, unmoderated forums where *anyone* can respond, which allows for the possibility of inaccurate information being provided for serious medical conditions by unqualified individuals.



While the Internet has increased the amount of medical information available to the public and created greater access, there are real concerns about how people are making decisions about their health based on that information. [Image: Mapbox, <https://goo.gl/UNhmx5>, CC BY 2.0, <https://goo.gl/BRvSA7>]

After individuals decide to seek care, there is also variability in the information they give their medical provider. Poor communication (e.g., due to embarrassment or feeling rushed) can influence the accuracy of the diagnosis and the effectiveness of the prescribed treatment. Similarly, there is variation following a visit to the doctor. While most individuals are tasked with a health recommendation (e.g., buying and using a medication appropriately, losing weight, going to another expert), not everyone *adheres* to medical recommendations (Dunbar-Jacob & Mortimer-Stephens, 2010). For example, many individuals take medications inappropriately (e.g., stopping early, not filling prescriptions) or fail to change their behaviors (e.g., quitting smoking). Unfortunately, getting patients to follow medical orders is not as easy as one would think. For example, in one study, over one third of diabetic patients failed to get proper medical care that would prevent or slow down diabetes-related blindness (Schoenfeld, Greene, Wu, & Leske, 2001)! Fortunately, as mobile technology improves, physicians now have the ability to monitor **adherence** and work to improve it (e.g., with pill bottles that monitor if they are opened at the right time). Even text messages are useful for improving treatment adherence and outcomes in depression, smoking cessation, and weight loss (Cole-Lewis, & Kershaw, 2010).

Being A Health Psychologist

Training as a clinical health psychologist provides a variety of possible career options. Clinical health psychologists often work on teams of physicians, social workers, allied health professionals, and religious leaders. These teams may be formed in locations like rehabilitation centers, hospitals, primary care offices, emergency care centers, or in chronic illness clinics. Work in each of these settings will pose unique challenges in patient care, but the primary responsibility will be the same. Clinical health psychologists will evaluate physical, personal, and environmental factors contributing to illness and preventing improved health. In doing so, they will then help create a treatment strategy that takes into account all dimensions of a person's life and health, which maximizes its potential for success. Those who specialize in health psychology can also conduct research to discover new health predictors and risk factors, or develop interventions to prevent and treat illness. Researchers studying health psychology work in numerous locations, such as universities, public health departments, hospitals, and private organizations. In the related field of **behavioral medicine**, careers focus on the application of this type of research. Occupations in this area might include jobs in occupational therapy, rehabilitation, or preventative medicine. Training as a health psychologist provides a wide skill set applicable in a number of different professional settings and career paths.

The Future Of Health Psychology

Much of the past medical research literature provides an incomplete picture of human health. “Health care” is often “illness care.” That is, it focuses on the management of symptoms and illnesses as they arise. As a result, in many developed countries, we are faced with several health epidemics that are difficult and costly to treat. These include obesity, diabetes, and cardiovascular disease, to name a few. The National Institutes of Health have called for researchers to use the knowledge we have about risk factors to design effective interventions to reduce the prevalence of *preventable* illness. Additionally, there are a growing number of individuals across developed countries with *multiple* chronic illnesses and/or lasting disabilities, especially with older age. Addressing their needs and maintaining their quality of life will require skilled individuals who understand how to properly treat these populations. Health psychologists will be on the forefront of work in these areas.

With this focus on prevention, it is important that health psychologists move beyond studying risk (e.g., depression, stress, hostility, low socioeconomic status) in isolation, and move toward studying factors that confer resilience and protection from disease. There is, fortunately, a growing interest in studying the positive factors that protect our health (e.g., Diener & Chan, 2011; Pressman & Cohen, 2005; Richman, Kubzansky, Maselko, Kawachi, Choo, & Bauer, 2005) with evidence strongly indicating that people with higher positivity live longer, suffer fewer illnesses, and generally feel better. Seligman (2008) has even proposed a field of “Positive Health” to specifically study those who exhibit “above average” health—something we do not think about enough. By shifting some of the research focus to identifying and understanding these health-promoting factors, we may capitalize on this information to improve public health.

Innovative interventions to improve health are already in use and continue to be studied. With recent advances in technology, we are starting to see great strides made to improve health with the aid of computational tools. For example, there are hundreds of simple applications (apps) that use email and text messages to send reminders to take medication, as well as mobile apps that allow us to monitor our exercise levels and food intake (in the growing mobile-health, or m-health, field). These m-health applications can be used to raise health awareness, support treatment and compliance, and remotely collect data on a variety of outcomes. Also exciting are devices that allow us to monitor physiology in real time; for example, to better understand the stressful situations that raise blood pressure or heart rate. With advances like these, health psychologists will be able to serve the population better, learn more about health and health behavior, and develop excellent health-improving strategies that could be specifically targeted to certain populations or individuals. These leaps in equipment development, partnered with growing health psychology knowledge and exciting advances in neuroscience and genetic research, will lead health researchers and practitioners into an exciting new time where, hopefully, we will understand more and more

about how to keep people healthy.

Outside Resources

App: 30 iPhone apps to monitor your health

<http://www.hongkiat.com/blog/iphone-health-app/>

Quiz: Hostility

http://www.mhhe.com/socscience/hhp/fahey7e/wellness_worksheets/wellness_worksheet_090.html

Self-assessment: Perceived Stress Scale

http://www.ncsu.edu/assessment/resources/perceived_stress_scale.pdf

Video: Try out a guided meditation exercise to reduce your stress

<https://www.youtube.com/watch?v=dEzbdLn2bjc>

Web: American Psychosomatic Society

<http://www.psychosomatic.org/home/index.cfm>

Web: APA Division 38, Health Psychology

<http://www.health-psych.org>

Web: Society of Behavioral Medicine

<http://www.sbm.org>

Discussion Questions

1. What psychological factors contribute to health?
2. Which psychosocial constructs and behaviors might help protect us from the damaging effects of stress?
3. What kinds of interventions might help to improve resilience? Who will these interventions help the most?
4. How should doctors use research in health psychology when meeting with patients?
5. Why do clinical health psychologists play a critical role in improving public health?

Vocabulary

Adherence

In health, it is the ability of a patient to maintain a health behavior prescribed by a physician. This might include taking medication as prescribed, exercising more, or eating less high-fat food.

Behavioral medicine

A field similar to health psychology that integrates psychological factors (e.g., emotion, behavior, cognition, and social factors) in the treatment of disease. This applied field includes clinical areas of study, such as occupational therapy, hypnosis, rehabilitation or medicine, and preventative medicine.

Biofeedback

The process by which physiological signals, not normally available to human perception, are transformed into easy-to-understand graphs or numbers. Individuals can then use this information to try to change bodily functioning (e.g., lower blood pressure, reduce muscle tension).

Biomedical Model of Health

A reductionist model that posits that ill health is a result of a deviation from normal function, which is explained by the presence of pathogens, injury, or genetic abnormality.

Biopsychosocial Model of Health

An approach to studying health and human function that posits the importance of biological, psychological, and social (or environmental) processes.

Chronic disease

A health condition that persists over time, typically for periods longer than three months (e.g., HIV, asthma, diabetes).

Control

Feeling like you have the power to change your environment or behavior if you need or want to.

Daily hassles

Irritations in daily life that are not necessarily traumatic, but that cause difficulties and repeated stress.

Emotion-focused coping

Coping strategy aimed at reducing the negative emotions associated with a stressful event.

General Adaptation Syndrome

A three-phase model of stress, which includes a mobilization of physiological resources phase, a coping phase, and an exhaustion phase (i.e., when an organism fails to cope with the stress adequately and depletes its resources).

Health

According to the World Health Organization, it is a complete state of physical, mental, and social well-being and not merely the absence of disease or infirmity.

Health behavior

Any behavior that is related to health—either good or bad.

Hostility

An experience or trait with cognitive, behavioral, and emotional components. It often includes cynical thoughts, feelings of emotion, and aggressive behavior.

Mind-body connection

The idea that our emotions and thoughts can affect how our body functions.

Problem-focused coping

A set of coping strategies aimed at improving or changing stressful situations.

Psychoneuroimmunology

A field of study examining the relationship among psychology, brain function, and immune function.

Psychosomatic medicine

An interdisciplinary field of study that focuses on how biological, psychological, and social processes contribute to physiological changes in the body and health over time.

Resilience

The ability to “bounce back” from negative situations (e.g., illness, stress) to normal functioning or to simply not show poor outcomes in the face of adversity. In some cases, resilience may lead to better functioning following the negative experience (e.g., post-traumatic growth).

Self-efficacy

The belief that one can perform adequately in a specific situation.

Social integration

The size of your social network, or number of social roles (e.g., son, sister, student, employee, team member).

Social support

The perception or actuality that we have a social network that can help us in times of need and provide us with a variety of useful resources (e.g., advice, love, money).

Stress

A pattern of physical and psychological responses in an organism after it perceives a threatening event that disturbs its homeostasis and taxes its abilities to cope with the event.

Stressor

An event or stimulus that induces feelings of stress.

Type A Behavior

Type A behavior is characterized by impatience, competitiveness, neuroticism, hostility, and anger.

Type B Behavior

Type B behavior reflects the absence of Type A characteristics and is represented by less competitive, aggressive, and hostile behavior patterns.

References

- Adamson, J., Ben-Shlomo, Y., Chaturvedi, N., & Donovan, J. (2008). Ethnicity, socio-economic position and gender—do they affect reported health—care seeking behaviour? *Social Science & Medicine*, 57, 895–904.
- American Psychological Association (2012). Stress in American 2012 [Press release]. Retrieved from <http://www.apa.org/news/press/releases/stress/2012/generations.aspx>
- Belloc, N. B., & Breslow, L. (1972). Relationship of physical health status and health practices. *Preventive Medicine*, 1, 409–421.
- Billings, A. G., & Moos, R. H. (1981). The role of coping responses and social resources in attenuating the stress of life events. *Journal of Behavioral Medicine*, 4, 139–157.
- Breslow, L., & Enstrom, J. E. (1980). Persistence of health habits and their relationship to mortality. *Preventive Medicine*, 9, 469–483.
- Briscoe, M. E. (1987). Why do people go to the doctor? Sex differences in the correlates of GP consultation. *Social Science & Medicine*, 25, 507–513.
- Carver, C. S., Scheier, M. F., & Weintraub, J. K. (1989). Assessing coping strategies: A theoretically based approach. *Journal of Personality and Social Psychology*, 56, 267–283.
- Cohen, S., & Herbert, T. B. (1996). Health psychology: Psychological factors and physical disease from the perspective of human psychoneuroimmunology. *Annual Review of Psychology*, 47, 113–142.
- Cohen, S., & Wills, T. A. (1985). Stress, social support, and the buffering hypothesis. *Psychological Bulletin*, 98, 310–357.
- Cohen, S., Alper, C. M., Doyle, W. J., Treanor, J. J., & Turner, R. B. (2006). Positive emotional style predicts resistance to illness after experimental exposure to rhinovirus or influenza A virus. *Psychosomatic Medicine*, 68, 809–815.
- Cohen, S., Janicki-Deverts, D., & Miller, G. E. (2007). Psychological stress and disease. *Journal of the American Medical Association*, 298, 1685–1687.
- Cohen, S., Tyrrell, D. A., & Smith, A. P. (1991). Psychological stress and susceptibility to the common cold. *New England Journal of Medicine*, 325, 606–612.
- Cole-Lewis, H., & Kershaw, T. (2010). Text messaging as a tool for behavior change in disease prevention and management. *Epidemiologic Reviews*, 32, 56–69.
- Curcio, G., Ferrara, M., & De Gennaro, L. (2006). Sleep loss, learning capacity and academic performance. *Sleep Medicine Reviews*, 10, 323–337.
- DeLongis, A., Folkman, S., & Lazarus, R. S. (1988). The impact of daily stress on health and

- mood: Psychological and social resources as mediators. *Journal of Personality and Social Psychology*, 54, 486–495.
- Dickerson, S. S., & Kemeny, M. E. (2004). Acute stressors and cortisol responses: a theoretical integration and synthesis of laboratory research. *Psychological Bulletin*, 130, 355–391.
- Dunbar-Jacob, J., & Mortimer-Stephens, M. (2001). Treatment adherence in chronic disease. *Journal of Clinical Epidemiology*, 54(12), S57–S60
- Eastin, M. S. (2001). Credibility assessments of online health information: The effects of source expertise and knowledge of content. *Journal of Computer Mediated Communication*, 6.
- Fox, S. & Jones, S. (2009). The social life of health information. *Pew Internet and American Life Project, California HealthCare Foundation*. Retrieved from <http://www.pewinternet.org/Reports/2009/8-The-Social-Life-of-Health-Information.aspx>
- Fredrickson, B. L. (2001). The role of positive emotions in positive psychology: The broaden-and-build theory of positive emotions. *American Psychologist*, 56, 218–226.
- Freeman, K. S., & Spyridakis, J. H. (2004). An examination of factors that affect the credibility of online health information. *Technical Communication*, 51, 239–263.
- Friedman, M., & Rosenman, R. (1959). Association of specific overt behaviour pattern with blood and cardiovascular findings. *Journal of the American Medical Association*, 169, 1286–1296.
- Glass, D. C., & Singer, J. E. (1972). Behavioral aftereffects of unpredictable and uncontrollable aversive events: Although subjects were able to adapt to loud noise and other stressors in laboratory experiments, they clearly demonstrated adverse aftereffects. *American Scientist*, 60, 457–465.
- Herman-Stabl, M. A., Stemmler, M., & Petersen, A. C. (1995). Approach and avoidant coping: Implications for adolescent mental health. *Journal of Youth and Adolescence*, 24, 649–665.
- Holt-Lunstad, J., Smith, T. B., & Layton, J. B. (2010). Social relationships and mortality risk: a meta-analytic review. *PLoS Medicine*, 7(7), e1000316.
- House, J. S., Landis, K. R., & Umberson, D. (1988). Social relationships and health. *Science*, 241, 540–545.
- Iribarren, C., Sidney, S., Bild, D. E., Liu, K., Markovitz, J. H., Roseman, J. M., & Matthews, K. (2000). Association of hostility with coronary artery calcification in young adults. *Journal of the American Medical Association*, 283, 2546–2551.
- Kubzansky, L. D., Sparrow, D., Vokonas, P., & Kawachi, I. (2001). Is the glass half empty or half full? A prospective study of optimism and coronary heart disease in the normative aging study. *Psychosomatic Medicine*, 63, 910–916.

- Matthews, K. A., Glass, D. C., Rosenman, R. H., & Bortner, R. W. (1977). Competitive drive, pattern A, and coronary heart disease: A further analysis of some data from the Western Collaborative Group Study. *Journal of Chronic Diseases*, 30, 489–498.
- Meara, E., White, C., & Cutler, D. M. (2004). Trends in medical spending by age, 1963–2000. *Health Affairs*, 23, 176–183.
- Miller, T. Q., Smith, T. W., Turner, C. W., Guijarro, M. L., & Hallet, A. J. (1996). Meta-analytic review of research on hostility and physical health. *Psychological Bulletin*, 119, 322–348.
- Moravec, C. S. (2008). Biofeedback therapy in cardiovascular disease: rationale and research overview. *Cleveland Clinic Journal of Medicine*, 75, S35–S38.
- Nes, L. S., & Segerstrom, S. C. (2006). Dispositional optimism and coping: A meta-analytic review. *Personality and Social Psychology Review*, 10, 235–251.
- Oaten, M., & Cheng, K. (2005). Academic examination stress impairs self-control. *Journal of Social and Clinical Psychology*, 24, 254–279.
- O’Leary, A. (1985). Self-efficacy and health. *Behaviour Research and Therapy*, 23, 437–451.
- Patel, C., Marmot, M. G., & Terry, D. J. (1981). Controlled trial of biofeedback-aided behavioural methods in reducing mild hypertension. *British Medical Journal (Clinical research ed.)*, 282, 2005–2008.
- Pressman, S. D., & Cohen, S. (2005). Does positive affect influence health? *Psychological Bulletin*, 131, 925–971.
- Pressman, S. D., Gallagher, M. W., & Lopez, S. J. (2013). Is the emotion-health connection a “first-world problem”? *Psychological Science*, 24, 544–549.
- Richman, L. S., Kubzansky, L., Maselko, J., Kawachi, I., Choo, P., & Bauer, M. (2005). Positive emotion and health: Going beyond the negative. *Health Psychology*, 24, 422–429.
- Rodin, J., & Langer, E. J. (1977). Long-term effects of a control-relevant intervention with the institutionalized aged. *Journal of Personality and Social Psychology*, 35, 897–902.
- Rutter, M. (1985). Resilience in the face of adversity. *British Journal of Psychiatry*, 147, 598–611.
- Salmon, P. (2001). Effects of physical exercise on anxiety, depression, and sensitivity to stress: A unifying theory. *Clinical Psychology Review*, 21(1), 33–61.
- Scheier, M. F., & Carver, C. S. (1985). Optimism, coping, and health: assessment and implications of generalized outcome expectancies. *Health Psychology*, 4, 219–247.
- Schoenfeld, E. R., Greene, J. M., Wu, S. Y., & Leske, M. C. (2001). Patterns of adherence to diabetes vision care guidelines: Baseline findings from the Diabetic Retinopathy Awareness Program. *Ophthalmology*, 108, 563–571.

- Schulz, R., & Hanusa, B.H. (1978). Long-term effects of control and predictability-enhancing interventions: Findings and ethical issues. *Journal of Personality and Social Psychology*, 36, 1194–1202.
- Segerstrom, S. C., Taylor, S. E., Kemeny, M. E., & Fahey, J. L. (1998). Optimism is associated with mood, coping, and immune change in response to stress. *Journal of Personality and Social Psychology*, 74, 1646–1655.
- Seligman, M. E. P. (2008). Positive health. *Applied Psychology*, 57, 3–18.
- Selye, H. (1946). The general adaptation syndrome and the diseases of adaptation. *Journal of Clinical Endocrinology*, 6, 117–230.
- Sieber, W. J., Rodin, J., Larson, L., Ortega, S., Cummings, N., Levy, S., ... Herberman, R. (1992). Modulation of human natural killer cell activity by exposure to uncontrollable stress. *Brain, Behavior, and Immunity*, 6, 141–156.
- Spiegel, D., Kraemer, H., Bloom, J., & Gottheil, E. (1989). Effect of psychosocial treatment on survival of patients with metastatic breast cancer. *The Lancet*, 334, 888–891.
- Taylor, S. E. (2012) *Health psychology* (8th ed.). New York, NY: McGraw-Hill.
- Taylor, S. E., Klein, L. C., Lewis, B. P., Gruenewald, T. L., Gurung, R. A., & Updegraff, J. A. (2000). Biobehavioral responses to stress in females: Tend-and-befriend, not fight-or-flight. *Psychological Review*, 107, 411–429.
- Twisk, J. W., Snel, J., Kemper, H. C., & van Mechelen, W. (1999). Changes in daily hassles and life events and the relationship with coronary heart disease risk factors: A 2-year longitudinal study in 27–29-year-old males and females. *Journal of Psychosomatic Research*, 46, 229–240.
- Wallston, B. S., & Wallston, K. A. (1978). Locus of control and health: a review of the literature. *Health Education & Behavior*, 6, 107–117.
- World Health Organization (2013). *Cardiovascular diseases*. Retrieved from <http://www.who.int/mediacentre/factsheets/fs317/en/index.html>
- World Health Organization. (1946). *Preamble to the Constitution of the World Health Organization*. Retrieved from <http://www.who.int/about/definition/en/print.html>

Index

- absolute threshold, 163
- acceptance and commitment therapy, 522
- action potential, 56
- adaptation, 626
- adaptations, 71
- adherence, 646
- adoption study, 86
- affective forecasting, 551
- age identity, 149
- agender, 99
- agnosia, 167
- agonists, 532
- agoraphobia, 435
- Agreeableness, 376
- alogia, 477
- ambivalent sexism, 104
- ambulatory assessment, 42
- anchor, 279
- anhedonia, 453
- anhedonia/amotivation, 475
- anosmia, 173
- antagonists, 532
- Antisocial, 498
- Anxiety, 431
- attitude, 555
- attributional styles, 459
- audience design, 293
- audition, 169
- auditory canal, 169
- auditory hair cells, 169
- authoritative, 132
- autobiographical memory, 239
- autobiographical narratives, 148
- autobiographical reasoning, 419
- automatic, 554, 608
- automatic thoughts, 518
- availability heuristic, 549
- average life expectancy, 151
- aversive racism, 610
- avoidant, 497
- axon, 56
- balance, 362
- behavioral genetics, 86
- behavioral medicine, 646
- benevolent sexism, 104
- biases, 276
- Big Five, 398
- Big Five, 415
- bigender, 99
- binary, 98
- binocular disparity, 166
- binocular vision, 166
- biofeedback, 643
- Biological vulnerabilities, 432
- Biomedical Model of Health, 637
- Biopsychosocial Model of Health, 637
- Blatant biases, 604
- blocking, 216
- blood alcohol content (BAC), 198
- borderline, 498
- bottom-up processing, 165
- bounded awareness, 281
- bounded ethicality, 281
- bounded rationality, 276
- brain stem, 57
- Broca's Area, 61
- catatonia, 475
- categorize, 220

central, 582
 Central Nervous System, 55
 cerebellum, 58
 cerebrum, 58
 chameleon effect, 554
 chemical senses, 172
 chronic disease, 636
 chronic stress, 459
 Chutes and Ladders, 122
 Circadian Rhythm, 195
 cisgender, 98
 classical, 210
 cochlea, 169
 cognitive bias modification, 523
 cognitive-behavioral therapy (CBT), 517
 cohorts, 145
 commitment, 362
 common ground, 292
 comorbidity, 523
 concrete operational reasoning stage, 118
 concrete operations stage, 120
 conditioned compensatory responses, 215
 conditioned response, 438
 conditioned response (CR), 211
 conditioned stimulus (CS), 211
 cones, 167
 conformity, 568
 Confounds, 21
 Conscience, 137
 Conscientiousness, 376
 conscious, 358
 Consciousness, 188
 conservation problems, 119
 consolidation, 244
 context, 218
 continuous, 118
 continuous distributions, 374
 contralateral, 58
 control, 640
 Convoy Model of Social Relations, 149
 corpus callosum, 58
 correlation, 23
 Cross-sectional studies, 146
 Crystallized intelligence, 146
 cue overload principle, 247
 cues, 189
 daily hassles, 639
 dark adaptation, 167
 day reconstruction method (DRM), 39
 deliberative, 360
 Delusions, 475
 dendrites, 56
 Dependent, 497
 dependent variable, 20
 Depressants, 198
 depth perception, 116
 descriptive norms, 570
 Developmental intergroup theory, 102
 diagnostic criteria, 477
 dialectical behavior therapy (DBT), 521
 dialectical worldview, 521
 diary method, 38
 differential threshold, 164
 Diffuse Optical Imaging, 62
 directional goals, 552
 discontinuous., 118
 Discrimination, 604
 discriminative stimulus, 219
 Disorganized behavior, 476
 disorganized speech, 476
 Dissociation, 194
 distinctiveness, 240
 dopamine, 483
 dorsal pathway, 167
 drive state, 322
 durability bias, 551
 early adversity, 459
 ecological momentary assessment, 37

ecological validity, 36
effortful control, 137
ego, 414
Ego-depletion, 364
Electroencephalography (EEG), 62
electronically activated recorder, or EAR, 40
Emotion-focused coping, 640
empirical methods, 8
encoding, 239
encoding specificity principle, 246
engrams, 243
enzyme induction, 536
enzymes, 535
episodic memory, 238
episodic memory, 479
Error management theory (EMT), 77
ethics, 12
euphoria, 198
evaluative priming task, 557
evolution, 70
experience-sampling method, 37
experimenter expectations, 22
explicit attitude, 556
exposure therapy, 519
external causes, 620
external cues, 435
external validity, 36
extinction, 218
Extraversion, 375, 376
extrinsic, 358
facets, 378
factor analysis, 376
false memories, 266
Family Stress Model, 133
fear conditioning, 215
fight or flight, 434
Five-Factor Model, 376, 496
fixed action patterns (FAPs), 583
flashback, 439
flashbulb memory, 241
Flat affect, 477
flavor, 174
Flexible Correction Model, 191
Fluid intelligence, 146
foils, 264
foot in the door, 591
formal operational reasoning stage, 118
formal operations stage, 120
framing, 280
free association, 513
frontal lobe, 59
full-cycle psychology, 44
functional capacity, 479
Functional Magnetic Resonance Imaging (fMRI), 62
g, 307
gender, 98
gender constancy, 102
gender discrimination, 104
gender identity, 98
Gender roles, 98
gender schema theory, 103
gender schemas, 138
gender stereotypes, 98, 101
genderfluid, 99
Genderqueer or gender nonbinary, 99
General Adaptation Syndrome, 639
generalize, 35
generalized anxiety disorder (GAD), 433
global subjective well-being, 150
goal, 358
goal-directed, 222
goodness of fit, 136
grandiosity, 453
gustation, 172
habit, 222
hallucinations, 476
Hallucinogens, 198

happiness, 620
 health, 637
 health behaviors, 641, 643
 Hedonic well-being, 151
 heritability coefficient, 88
 heterogeneity, 145
 heuristics, 277, 548
 heuristics, 583
 HEXACO model, 380
 highlight, 362
 high-stakes testing, 395
 histrionic, 498
 homeostasis, 322
 honeymoon effect, 398
 hostile sexism, 104
 hostility, 642
 Hot cognition, 552
 hypersomnia, 453
 hypnosis, 193
 hypnotherapy, 194
 hypothalamus, 326
 hypotheses, 8
 identity, 417
 impact bias, 551
 implemental, 360
 Implicit Association Test, 557, 608
 implicit associations test, 190
 implicit attitude, 556
 implicit measures of attitudes, 557
 implicit motives, 400
 independent self, 339
 independent variable, 20
 Information processing theories, 116
 informational influence, 570
 ingroup, 295
 inhibitory functioning, 147
 instrumental, 212
 integrative or eclectic psychotherapy, 524
 intelligence, 306
 internal, 620
 internal bodily or somatic cues, 435
 internal validity, 36
 interoceptive avoidance, 435
 intersexual selection, 73
 intra- and inter-individual differences, 145
 intrasexual competition, 72
 intrinsic, 358
 IQ, 309
 jet lag, 195
 just noticeable difference (JND), 164
 law of effect, 213
 letter of recommendation effect, 397
 lexical hypothesis, 376
 lexicon, 293
 Life course theories, 145
 life satisfaction, 620
 Life span theories, 145
 light adaptation, 168
 limbic system, 58
 linguistic analyses, 43
 linguistic intergroup bias, 296
 longitudinal studies, 146
 longitudinal study, 28
 magnetic resonance imaging, 480
 mechanoreceptors, 171
 melatonin, 195
 memory traces, 243
 Metabolism, 535
 mind-body connection, 638
 Mindfulness, 191, 520
 mindfulness-based therapy, 520
 misinformation effect, 245, 262
 mnemonic devices, 250
 mock witnesses, 264
 model minority, 610
 mood-congruent memory, 553
 motivated skepticism, 552
 motivation, 358

multimodal perception, 174
myelin sheath, 56
Narcissistic, 498
narrative identity, 418
natural selection, 71
Nature, 116
need for closure, 553
negative feelings, 620
nervous system, 55
neurodevelopmental, 482
neurons, 55
Neuroticism, 376
neurotransmitter, 532
neurotransmitters, 56
nociception, 172
nonconscious, 358
normative influence, 569
normed, 310
numerical magnitudes, 122
Nurture, 116
obedience, 572
object permanence task, 118
observational learning, 224
obsessive-compulsive, 498
obsessive-compulsive disorder (OCD), 440
occipital lobe, 59
Odorants, 173
olfaction, 172
olfactory epithelium, 173
Openness, 376
operant, 212
operant conditioning, 212
operational definitions, 20
opponent-process theory, 168
ossicles, 169
outgroups, 295
overconfident, 279
panic disorder (PD), 435
paranoid, 499
parietal lobe, 59
participant demand, 22
Pavlovian conditioning, 210
perception, 163
peripheral, 582
peripheral nervous system, 60
personality, 374, 495
personality disorders, 497
Personality traits, 374
person-centered therapy, 515
person-situation debate, 382
phantom limb pain, 172
phantom limbs, 172
Pharmacokinetics, 533
phonemic awareness, 121
photo spreads, 264
Piaget's stage theory, 115
pinna, 169
placebo effect, 22
planning fallacy, 551
polypharmacy, 539
positive affective states, 342
positive feelings, 620
positron emission tomography, 480
Positron Emission Tomography (PET), 62
posttraumatic stress disorder (PTSD), 439
prediction error, 217
prejudice, 604
preoperational reasoning stage, 118
preoptic area, 327
preparedness, 217
prevention, 361
primary auditory cortex, 170
primary somatosensory cortex, 171
primary visual cortex, 167
primed, 555
priming, 189, 294
principle of inverse effectiveness, 174
Problem-focused coping, 640

processing speed, 146, 479
progress, 362
projective hypothesis, 399
promotion, 361
psychoactive drugs, 532
psychoanalytic therapy, 513
psychodynamic therapy, 513
psychological adaptations, 74
psychological reactance, 593
Psychological vulnerabilities, 432
psychometric approach, 146
psychomotor agitation, 453
psychoneuroimmunology, 638
psychopathology, 477
psychosomatic medicine, 638
psychotropic drug, 533
punishers, 213
qualitative changes, 117
quantitative changes, 117
quantitative genetics, 87
quantitative law of effect, 220
quasi-experimental design, 27
random assignment, 21
reappraisal, or cognitive restructuring, 518
recall, 146
reciprocity, 590
recoding, 241
recognition, 147
redemptive narratives, 420
reference group effect, 395
reflexive, 412
reinforced, 434
reinforcer, 212
reinforcer devaluation effect, 221
reliable, 396
renewal effect, 218
representativeness heuristic, 548
resilience, 639
retardation, 453
retina, 166
retrieval, 239
retroactive interference, 245
reward value, 327
Right-wing authoritarianism, 607
rods, 167
SAD performance only, 438
Sapir-Whorf hypothesis, 298
satiation, 326
schema, 547
schemas, 103, 518
schemata, 266
schizoid, 498
Schizotypal, 498
security of attachment, 131
self as autobiographical author, 420
self as motivated agent, 417
self as social actor, 415
self-categorization theory, 610
self-control, 359
Self-efficacy, 641
self-enhancement bias, 395
self-esteem, 417
self-interest is bounded, 281
self-perceptions of aging, 149
self-regulation, 359
self-report scales, 628
Semantic memory, 238
sensation, 163
sensorimotor stage, 118
sensory adaptation, 165
set point, 323
sex, 98
sexual harassment, 104
sexual orientation, 98
sexual selection, 72
shape theory of olfaction, 173
sibling contrast effect, 397
signal detection, 164

situation models, 294
 slowly escalating the commitments, 591
 social anxiety disorder (SAD), 437
 social brain hypothesis, 295
 social cognition, 547
 social constructivist, 335
 Social dominance orientation, 605
 Social identity theory, 609
 Social integration, 641
 social learning theory, 103
 Social Learning Theory, 224
 social models, 224
 social network, 149
 social networks, 296
 social proof, 590
 social referencing, 134
 social reputation, 415
 social support, 641
 social zeitgeber, 461
 Sociocultural theories, 116
 socioeconomic status, 456
 Socioemotional Selectivity Theory, 149
 soma, 56
 Somatosensation, 170
 somatotopic map, 171
 sound waves, 169
 spatial resolution, 62
 Specific vulnerabilities, 432
 split-brain, 58
 spontaneous recovery, 218
 standardized, 309
 Stereotype Content Model, 611
 stereotype threat, 314
 Stereotypes, 555, 604
 Stimulants, 199
 stimulus control, 219
 storage, 239
 stress, 639
 stressors, 639
 Subjective age, 148
 Subjective well-being, 621
 Subtle biases, 607
 successful aging, 152
 suicidal ideation, 453
 superadditive effect of multisensory integration, 174
 synapse, 532
 synapses, 56
 synaptic gap, 56
 syntax, 293
 System 1, 282
 System 2, 282
 systematic observation, 8
 tastants, 173
 taste aversion conditioning, 215
 taste receptor cells, 173
 temperament, 136
 temporal lobe, 59
 temporal resolution, 62
 the age 5-to-7 shift, 416
 the "I", 418
 the "Me", 418
 theories, 8
 theory of mind, 135
 theory of mind, 416
 thought-action fusion, 441
 top-down processing, 165
 trance states, 194
 transduction, 163
 transgender, 99
 trichromatic theory, 168
 trigger features, 584
 twin studies, 87
 tympanic membrane, 169
 Type A Behavior, 642
 Type B Behavior, 642
 unconditional positive regard, 516
 unconditioned response (UR), 211

unconditioned stimulus (US), 211
universalist, 335
validity, 393
ventral pathway, 167
vestibular system, 170
vicarious reinforcement, 226
Weber's Law, 164
white coat hypertension, 41
willpower is bounded, 281
working memory, 146, 479